

please support your



CHRISTIAN COUNTY  
PUBLIC SCHOOLS

# RON MURRELL

RossTarrant Architects



- Architect for 41 years
- Specializes in P-12 education
- Has worked with 57 districts
- Advisor to Christian County Schools since 2015



# ROLE OF FACILITIES

- Equity





# ROLE OF FACILITIES

- Equity
- Prepare students for the future





# ROLE OF FACILITIES


- Equity
- Prepare students for the future
- Build community
- Economic development





# BASIC NECESSITIES

for health, wellbeing & performance





# SECURITY

vestibules are critical





# SECURITY

vestibules are critical





# SECURITY

vestibules are critical





# SCIENCE

preparing our kids for  
the future





# SCIENCE

preparing our kids for  
the future





# SCIENCE

preparing our kids for  
the future





# TECHNOLOGY

that gives students the tools they need





# TECHNOLOGY

that gives students the tools they need



RossTarrant Architects



# CLASSROOMS

designed to support modern teaching





# CLASSROOMS

designed to support modern teaching





Cardinal Trust Bank

# CLASSROOMS

designed to support modern teaching

RossTarrant Architects



# CAFETERIA

healthy environment for social interaction





# CAFETERIA

healthy environment for social interaction





# MEDIA CENTER

that encourages curiosity





# MEDIA CENTER

that encourages curiosity



RossTarrant Architects



# MEDIA CENTER

that encourages curiosity



RossTarrant Architects



# MULTIPURPOSE SPACE

to support special programs





# KDE

## Model Program

167,971  
SF

**Table 304.7.3**  
**MODEL PROGRAM OF SPACES**  
**HIGH SCHOOLS**

Program Space	High School Enrollment				
	500	750	1000	1250	1500
Number of standard classrooms @ 750 sf	15	23	30	38	45
Standard Classroom Net Area Subtotal:	11,250	17,250	22,500	28,500	33,750
Special Education (self-contained)	825	825	825	825	825
Number of Resource Rooms @ 375 sf	4	4	6	8	10
Resource Rooms Net Area Subtotal	1,500	1,500	2,250	3,000	3,750
Number of Science classrooms @ 1,000 sf	2	3	4	5	6
Science Classroom Net Area Subtotal	2,000	3,000	4,000	5,000	6,000
Number of Science Lecture Labs @ 1,625 sf	1	1	2	2	3
Science Lecture Labs Net Area Subtotal	1,625	1,625	3,250	3,250	4,875
Enrichment/Fine Arts					
Art classroom	1,200	1,200	1,200	1,200	1,200
Band or band/vocal classrooms	2,500	2,500	2,500	2,500	2,500
Vocal music classroom	---	---	900	900	900
Computer classrooms @ 1,280 sf	1,280	1,280	2,560	2,560	3,840
Locally Identified Career and Technical Education Allowance	2,750	5,900	5,900	7,900	7,900
Locally Identified Program Space Allowance	7,040	8,540	13,540	15,040	17,040
Total Classroom Net Area:	31,970	43,620	59,425	70,675	82,580
Library/Media Center	3,125	4,700	5,720	7,325	8,375
Auditorium/Theater	3,500	4,000	4,500	5,000	5,500
Kitchen	2,200	3,000	3,800	4,700	4,700
Cafeteria	3,000	4,600	6,200	7,800	7,800
Physical Education	14,400	14,400	16,000	16,000	17,100
Administrative Area	1,720	1,870	2,020	2,170	2,320
Family Resource Area	300	300	300	300	300
Custodial Receiving	250	250	250	250	250
Total Net Area:	60,465	76,740	98,215	114,220	128,925
High school building assignable space – 68%					
Total Gross Area (SFA):	88,919	112,853	144,434	167,971	189,596
Area (square feet) per pupil	178	151	144	134	126
2008 high school unit cost - \$203/sf					
Maximum 2008 Project Budget:	\$18,050,557	\$22,909,159	\$29,320,102	\$34,098,113	\$38,487,988
Cost per pupil	\$36,101	\$30,546	\$29,320	\$27,279	\$25,659

**Note 1 – Costs will change annually as the R.S. Means ¾ mean costs are updated.**



# COST OF CONSTRUCTION

\$250  
per SF

×

167,971  
SF

=

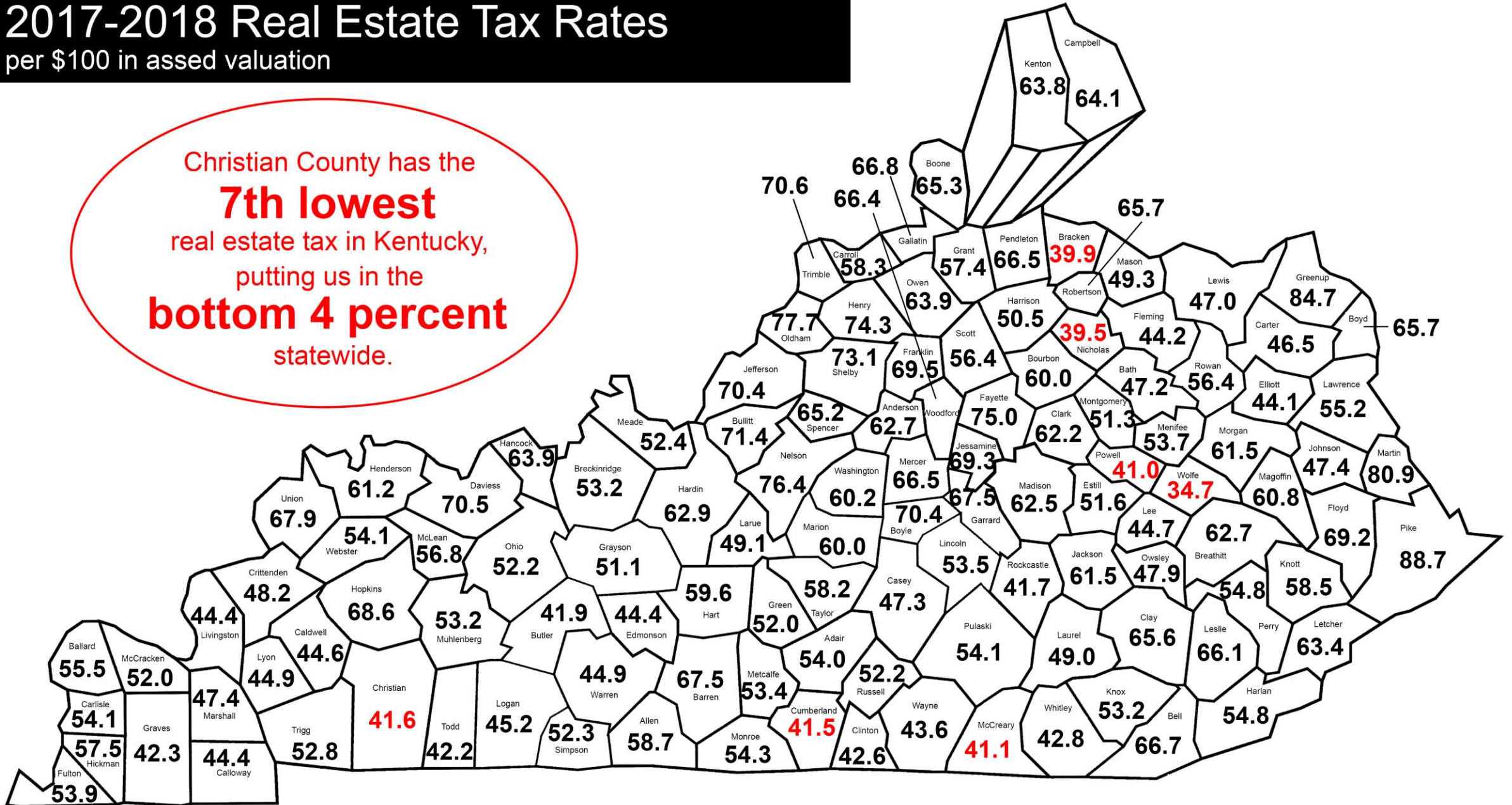
\$41,992,750



# 2017-2018 Real Estate Tax Rates

per \$100 in assed valuation

Christian County has the  
**7th lowest**  
real estate tax in Kentucky,  
putting us in the  
**bottom 4 percent**  
statewide.



*\*Source: Kentucky Department of Education*



# Christian County Schools

Budget Outlook



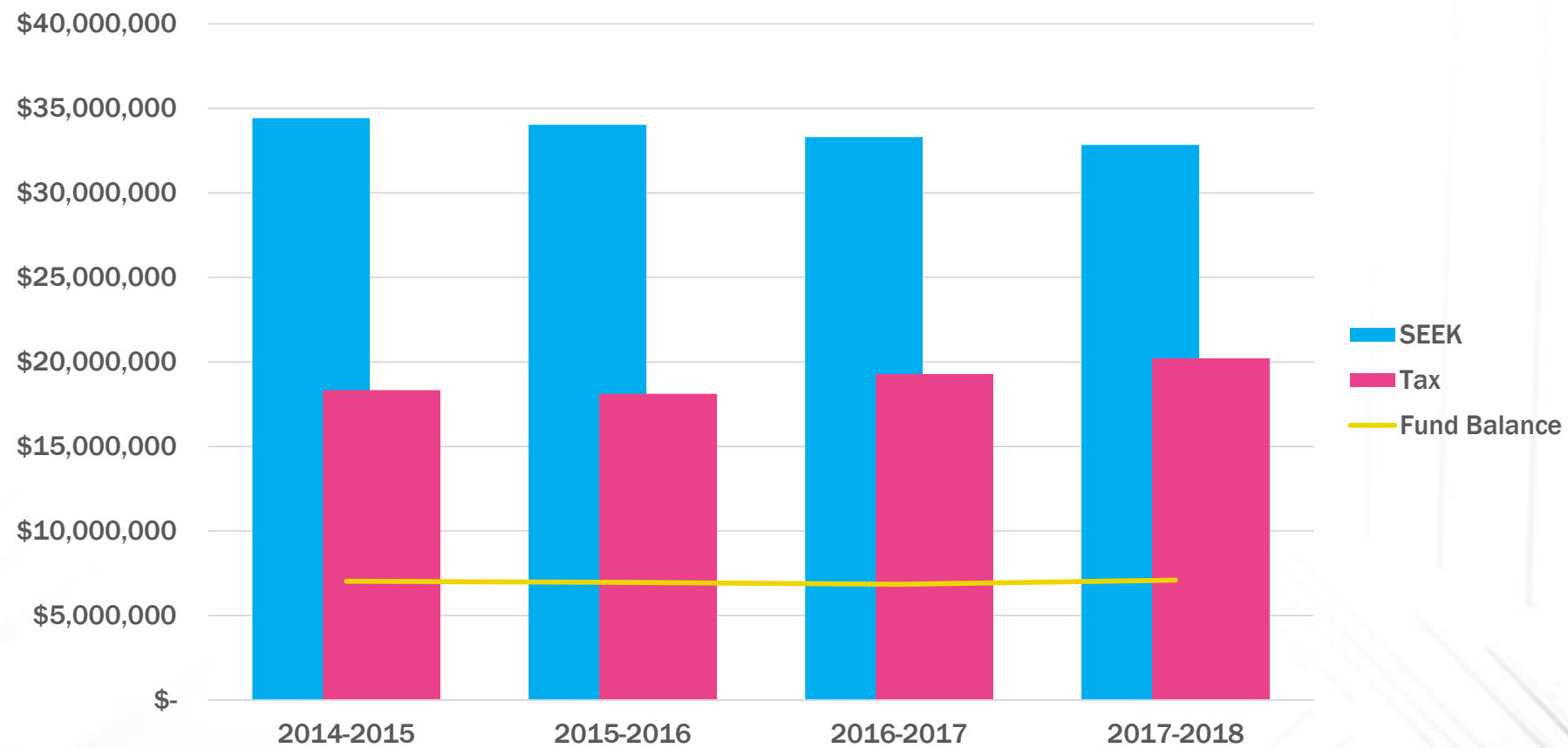


# What's In A School District Budget?

- General Fund – SEEK, Property Taxes
- Capital Outlay – SEEK
- FSPK Building Fund – SEEK and Property Taxes
- Grants
- Food Service
- Daycare



# General Fund - Revenues



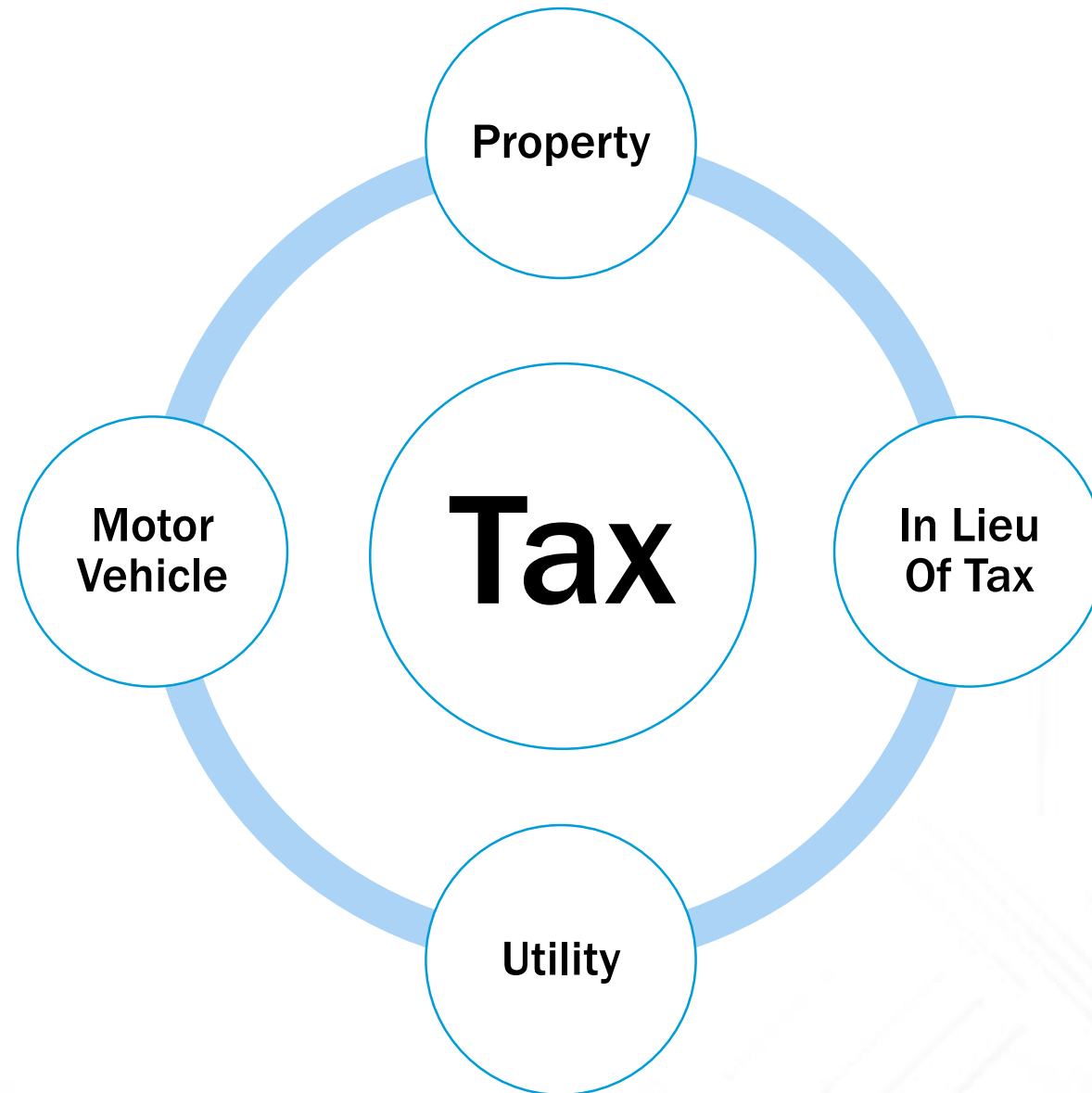


# SEEK Formula

- Average Daily Attendance
- Property Value Assessment
- Per Pupil State Allocation

2014-15	2015-16	2016-17	2017-18
8113.462	8027.38	7,909.335	7,771.907
3,552,528,969	3,679,310,921	3,833,028,335	3,974,203,626
3,911	3,981	3,981	3,981







# Building Funds

## Capital Outlay

- Portion of SEEK Allocation
- \$100 per Average Daily Attendance
- Budget for 2018-19 - \$773,311
- Restricted:
  - Cannot be used for instruction, salaries, or general supplies
  - Must be used for construction projects per the Facility Plan or Debt payments

## Facility Support Program of Kentucky (FSPK)

- Required Original Nickel (5 cents) of property taxes must be allocated for Buildings
- Equalized by state
- Budget for 2018-19
  - Local Effort Nickel \$2,021,428
  - State Equalization \$1,203,279
- Restricted:
  - Cannot be used for instruction, salaries or supplies
  - Must be used for construction projects per Facility Plan or Debt payments



# Bond Potential

- Bond = Loan
- How much money can the District borrow in order to build a school?
- How much revenue is available to make debt payments?
- More Revenue = More Potential
- Similar to your household income and mortgage

## Current Bond Potential:

- \$15,730,000

## New Nickel Levy – Bond Potential:

- \$54,785,000



# Recallable Nickel

- Only Nickel option Christian County Schools qualifies to levy according to statute.
- Recallable by public petition
- Partial equalization by state funds

Imagine the Possibilities







# CHRISTIAN CO. HIGH SCHOOL





# HOPKINSVILLE HIGH SCHOOL





please support your



CHRISTIAN COUNTY  
PUBLIC SCHOOLS