

Dixon Community Day

School Accountability Report Card Reported Using Data from the 2017—18 School Year California Department of Education

By February 1 of each year, every school in California is required by state law to publish a School Accountability Report Card (SARC). The SARC contains information about the condition and performance of each California public school. Under the Local Control Funding Formula (LCFF) all local educational agencies (LEAs) are required to prepare a Local Control and Accountability Plan (LCAP), which describes how they intend to meet annual school-specific goals for all pupils, with specific activities to address state and local priorities. Additionally, data reported in an LCAP is to be consistent with data reported in the SARC.

- For more information about SARC requirements, see the California Department of Education (CDE) SARC web page at <https://www.cde.ca.gov/ta/ac/sa/>.
- For more information about the LCFF or LCAP, see the CDE LCFF web page at <https://www.cde.ca.gov/fq/aa/lc/>.
- For additional information about the school, parents/guardians and community members should contact the school principal or the district office.

DataQuest

DataQuest is an online data tool located on the CDE DataQuest web page at <https://dq.cde.ca.gov/dataquest/> that contains additional information about this school and comparisons of the school to the district and the county. Specifically, DataQuest is a dynamic system that provides reports for accountability (e.g., test data, enrollment, high school graduates, dropouts, course enrollments, staffing, and data regarding English learners).

Internet Access

Internet access is available at public libraries and other locations that are publicly accessible (e.g., the California State Library). Access to the Internet at libraries and public locations is generally provided on a first-come, first-served basis. Other use restrictions may include the hours of operation, the length of time that a workstation may be used (depending on availability), the types of software programs available on a workstation, and the ability to print documents.

Yvette Ramos, Principal, Alternative Education

 Principal, Dixon Community Day

About Our School

The community day school is a short term placement for students who have experienced a difficulty in their home school. The program keeps students current in their grade level work while giving them tools to be successful upon return to the comprehensive school site. Students are in a self contained classroom and have two adults working toward returning the students to their respective campuses.

Principal's Comment

Welcome to the Community Day School. Please feel free to contact me or visit should you have any questions.

Best,

Yvette Ramos

Contact

Dixon Community Day
295 East C St.
Dixon, CA 95620

Phone: 707-693-6340
E-mail: yramos@dixonusd.org

About This School

Contact Information (School Year 2018—19)

District Contact Information (School Year 2018—19)	
District Name	Dixon Unified
Phone Number	(707) 693-6300
Superintendent	Brian Dolan
E-mail Address	bdolan@dixonusd.org
Web Site	http://www.dixonusd.org

School Contact Information (School Year 2018—19)	
School Name	Dixon Community Day
Street	295 East C St.
City, State, Zip	Dixon, Ca, 95620
Phone Number	707-693-6340
Principal	Yvette Ramos, Principal, Alternative Education
E-mail Address	yramos@dixonusd.org
Web Site	http://www.dixonusd.org
County-District-School (CDS) Code	48705320102012

Last updated: 1/25/2019

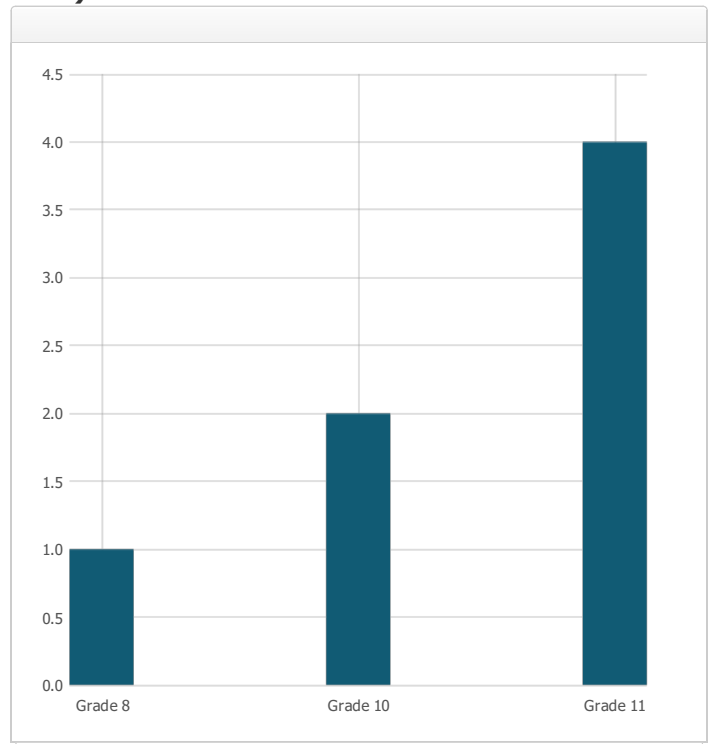
School Description and Mission Statement (School Year 2018—19)

The community day school is a short term placement for students who have experienced a difficulty in their home school. The program keeps students current in their grade level work while giving them tools to be successful upon return to the comprehensive school site. Students are in a self contained classroom and have two adults working toward returning the students to their respective campuses.

Last updated: 1/25/2019

Student Enrollment by Grade Level (School Year 2017—18)

Grade Level	Number of Students
Grade 8	1
Grade 10	2
Grade 11	4
Total Enrollment	7



Last updated: 1/29/2019

Student Enrollment by Student Group (School Year 2017—18)

Student Group	Percent of Total Enrollment
Black or African American	%
American Indian or Alaska Native	%
Asian	%
Filipino	%
Hispanic or Latino	85.7 %
Native Hawaiian or Pacific Islander	14.3 %
White	%
Two or More Races	%
Other	0.0 %
Student Group (Other)	Percent of Total Enrollment
Socioeconomically Disadvantaged	85.7 %
English Learners	28.6 %
Students with Disabilities	28.6 %
Foster Youth	14.3 %

A. Conditions of Learning

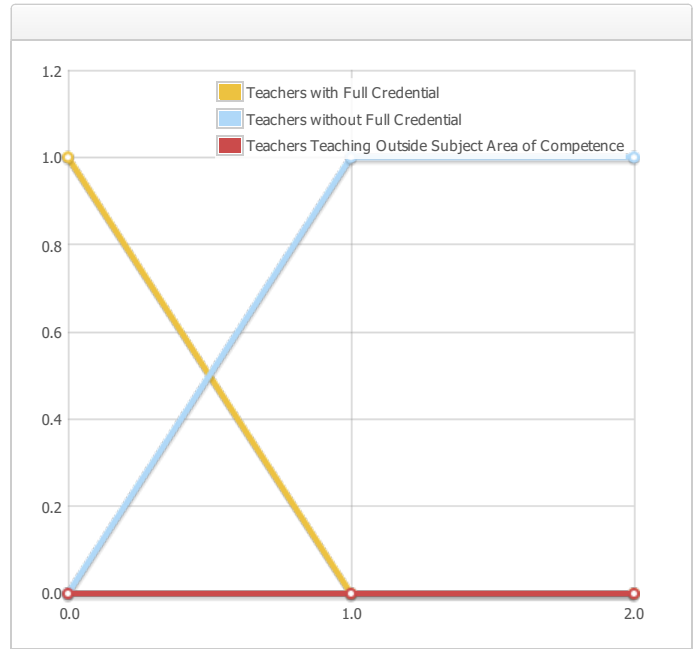
State Priority: Basic

The SARC provides the following information relevant to the State priority: Basic (Priority 1):

- Degree to which teachers are appropriately assigned and fully credentialed in the subject area and for the pupils they are teaching;
- Pupils have access to standards-aligned instructional materials; and
- School facilities are maintained in good repair

Teacher Credentials

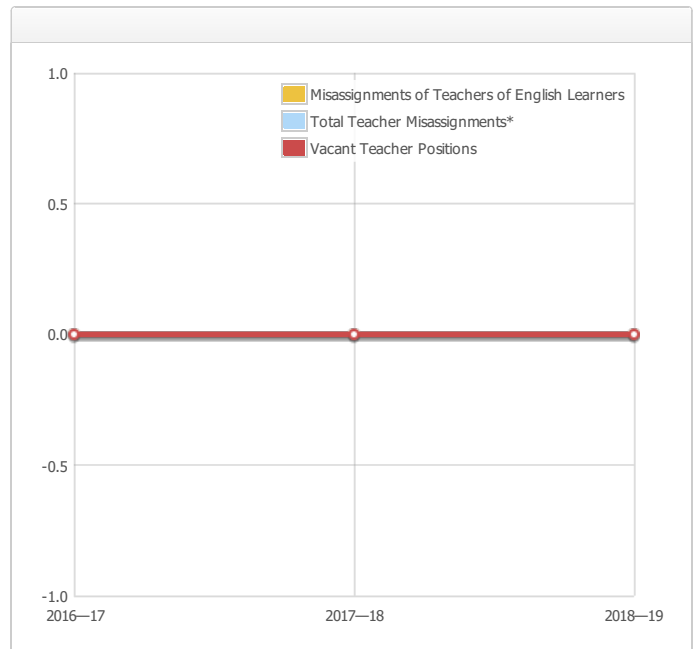
Teachers	School 2016—17	School 2017—18	School 2018—19	District 2018—19
With Full Credential	1	0	0	150
Without Full Credential	0	1	1	10
Teachers Teaching Outside Subject Area of Competence (with full credential)	0	0	0	5



Last updated: 1/29/2019

Teacher Misassignments and Vacant Teacher Positions

Indicator	2016—17	2017—18	2018—19
Misassignments of Teachers of English Learners	0	0	0
Total Teacher Misassignments*	0	0	0
Vacant Teacher Positions	0	0	0



Note: "Misassignments" refers to the number of positions filled by teachers who lack legal authorization to teach that grade level, subject area, student group, etc.
 * Total Teacher Misassignments includes the number of Misassignments of Teachers of English Learners.

Last updated: 1/29/2019

Quality, Currency, Availability of Textbooks and Instructional Materials (School Year 2018—19)

Year and month in which the data were collected: December 2018

Subject	Textbooks and Instructional Materials/year of Adoption	From Most Recent Adoption?	Percent Students Lacking Own Assigned Copy
Reading/Language Arts	<p>Prentice Hall Literature - Timeless Voices, Timeless Themes: Gold Level (9th grade & 10th grade)</p> <p>Prentice Hall Literature - Timeless Voices, Timeless Themes: Platinum Level (11th grade)</p> <p>Prentice Hall Literature - Timeless Voices, Timeless Themes: The American Experience (12th grade)</p> <p>Prentice Hall - Writing and Grammar (11th grade and 10th grade)</p> <p>Non Fiction and Fiction literature</p>	Yes	0.0 %
Mathematics	<p>Carnegie - Integrated Math I</p> <p>Carnegie - Integrated Math II</p> <p>Carnegie - Integrated Math III</p>	Yes	0.0 %
Science	<p>Prentice Hall - Biology</p> <p>Prentice Hall - Earth Science</p>	Yes	0.0 %
History-Social Science	<p>Prentice Hall - Magruder's American Government, California Edition</p> <p>Prentice Hall - Economics in Action</p>	Yes	0.0 %
Foreign Language	NA		0.0 %
Health	Holt Lifetime Health	Yes	0.0 %
Visual and Performing Arts	NA		0.0 %
Science Lab Eqpmt (Grades 9-12)	N/A	N/A	0.0 %

Note: Cells with N/A values do not require data.

Last updated: 2/1/2019

School Facility Conditions and Planned Improvements

The Community Day School meets or exceeds all state requirements on a school facility. The Dixon Unified School District along with North Bay Insurance performs yearly safety inspections with the purpose of identifying and correcting any and all safety issues and concerns. CDS facility is in adequate condition. It is clean, safe and in good repair.

Last updated: 1/31/2019

School Facility Good Repair Status

Year and month of the most recent FIT report: July 2018

System Inspected	Rating	Repair Needed and Action Taken or Planned
Systems: Gas Leaks, Mechanical/HVAC, Sewer	Good	
Interior: Interior Surfaces	Poor	The District has completed a Facilities Needs Assessment, and has passed A General Obligation Facility Improvement Bond. Over the next few years the District will be engaged in several modernization projects.
Cleanliness: Overall Cleanliness, Pest/Vermin Infestation	Good	
Electrical: Electrical	Fair	
Restrooms/Fountains: Restrooms, Sinks/Fountains	Fair	
Safety: Fire Safety, Hazardous Materials	Good	
Structural: Structural Damage, Roofs	Fair	
External: Playground/School Grounds, Windows/Doors/Gates/Fences	Fair	

Overall Facility Rate

Year and month of the most recent FIT report: July 2018

Overall Rating	Fair
----------------	------

Last updated: 1/31/2019

B. Pupil Outcomes

State Priority: Pupil Achievement

The SARC provides the following information relevant to the State priority: Pupil Achievement (Priority 4):

- **Statewide assessments** (i.e., California Assessment of Student Performance and Progress [CAASPP] System, which includes the Smarter Balanced Summative Assessments for students in the general education population and the California Alternate Assessments [CAAs] for English language arts/literacy [ELA] and mathematics given in grades three through eight and grade eleven. Only eligible students may participate in the administration of the CAAs. CAAs items are aligned with alternate achievement standards, which are linked with the Common Core State Standards [CCSS] for students with the most significant cognitive disabilities); and
- The percentage of students who have successfully completed courses that satisfy the requirements for entrance to the University of California and the California State University, or career technical education sequences or programs of study.

CAASPP Test Results in ELA and Mathematics for All Students Grades Three through Eight and Grade Eleven Percentage of Students Meeting or Exceeding the State Standard

Subject	School 2016—17	School 2017—18	District 2016—17	District 2017—18	State 2016—17	State 2017—18
English Language Arts / Literacy (grades 3-8 and 11)			40.0%	42.0%	48.0%	50.0%
Mathematics (grades 3-8 and 11)				34.0%		38.0%

Note: Percentages are not calculated when the number of students tested is ten or less, either because the number of students in this category is too small for statistical accuracy or to protect student privacy.

Note: ELA and Mathematics test results include the Smarter Balanced Summative Assessment and the CAA. The "Percent Met or Exceeded" is calculated by taking the total number of students who met or exceeded the standard on the Smarter Balanced Summative Assessment plus the total number of students who met the standard (i.e., achieved Level 3-Alternate) on the CAAs divided by the total number of students who participated in both assessments.

Last updated: 1/31/2019

Career Technical Education (CTE) Programs (School Year 2017—18)

Students attending the Community Day School focus on core academic studies.

State Priority: Other Pupil Outcomes

The SARC provides the following information relevant to the State priority: Other Pupil Outcomes (Priority 8):

- Pupil outcomes in the subject area of physical education

C. Engagement

State Priority: Parental Involvement

The SARC provides the following information relevant to the State priority: Parental Involvement (Priority 3):

- Efforts the school district makes to seek parent input in making decisions for the school district and each school site

Opportunities for Parental Involvement (School Year 2018—19)

Parents are always welcome and the community day school has an open door policy. The program shares the counselor and parent liaison who regularly engages parents in school activities.

State Priority: Pupil Engagement

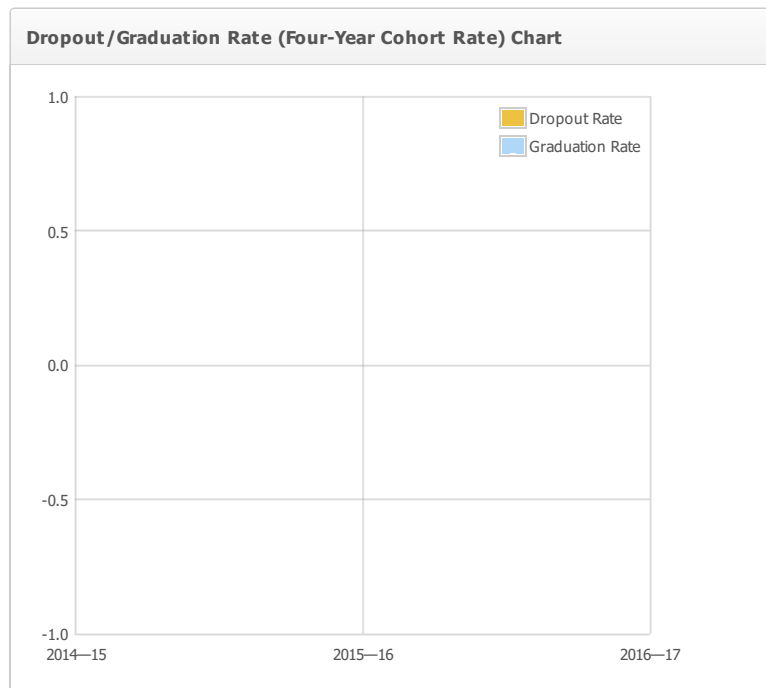
The SARC provides the following information relevant to the State priority: Pupil Engagement (Priority 5):

- High school dropout rates; and
- High school graduation rates

Dropout Rate and Graduation Rate (Four-Year Cohort Rate)

Indicator	School 2014—15	School 2015—16	District 2014—15	District 2015—16	State 2014—15	State 2015—16
Dropout Rate	--	--	11.7%	14.4%	10.7%	9.7%
Graduation Rate	--	--	82.7%	81.3%	82.3%	83.8%

Indicator	School 2016—17	District 2016—17	State 2016—17
Dropout Rate	--	12.3%	9.1%
Graduation Rate	--	83.3%	82.7%



For the formula to calculate the 2016–17 adjusted cohort graduation rate, see the 2017–18 Data Element Definitions document located on the SARC web page at <https://www.cde.ca.gov/ta/ac/sa/>.

Last updated: 1/31/2019

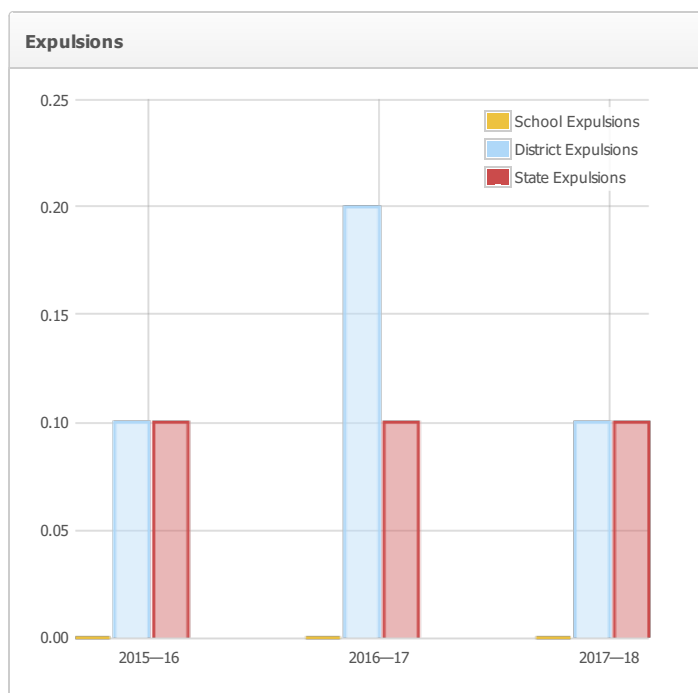
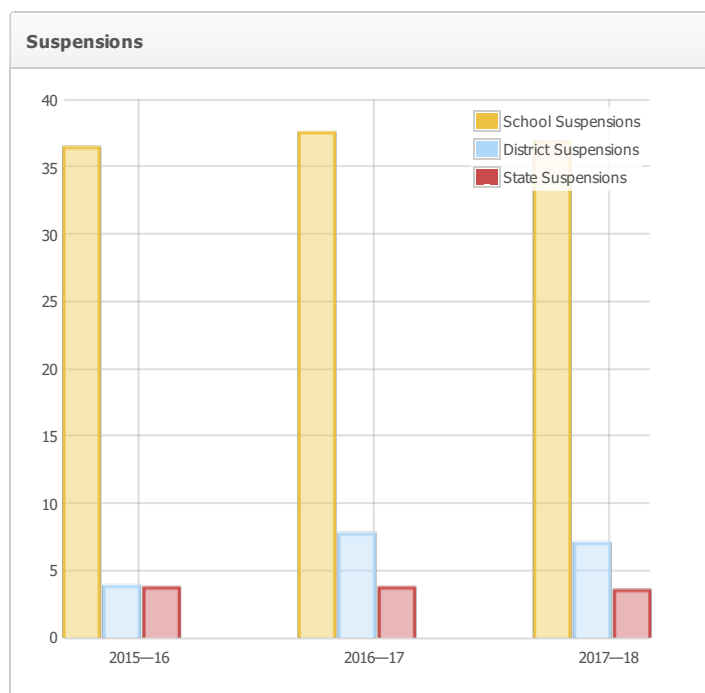
State Priority: School Climate

The SARC provides the following information relevant to the State priority: School Climate (Priority 6):

- Pupil suspension rates;
- Pupil expulsion rates; and
- Other local measures on the sense of safety

Suspensions and Expulsions

	School	School	School	District	District	District	State	State	State
Rate	2015—16	2016—17	2017—18	2015—16	2016—17	2017—18	2015—16	2016—17	2017—18
Suspensions	36.4%	37.5%	36.8%	3.8%	7.7%	7.0%	3.7%	3.7%	3.5%
Expulsions	0.0%	0.0%	0.0%	0.1%	0.2%	0.1%	0.1%	0.1%	0.1%



Last updated: 1/31/2019

School Safety Plan (School Year 2018—19)

The safety of students and staff is a primary concern of the Dixon Community Day School. The School Site Safety plan was evaluated and revised in November 2016. The Community Day School staff are informed and looped in with the neighboring Maine Prairie High School. The Community Day School is a self contained classroom and follows all of the disaster preparedness and crisis intervention plans as the adjacent Maine Prairie High School. The school is in compliance with all laws, rules and regulations pertaining to hazardous materials and state earthquake standards. Fire, disaster drills, and lock down/school intruder drills are conducted on a regular basis throughout the school year. Students are supervised throughout the day by teachers. All visitors to the school must sign in first at the school office and receive a visitors badge.

Last updated: 1/31/2019

D. Other SARC Information

The information in this section is required to be in the SARC but is not included in the state priorities for LCFF.

Academic Counselors and Other Support Staff (School Year 2017—18)

Title	Number of FTE* Assigned to School	Average Number of Students per Academic Counselor
Academic Counselor	0.0	0.0
Counselor (Social/Behavioral or Career Development)	0.0	N/A
Library Media Teacher (Librarian)	0.0	N/A
Library Media Services Staff (Paraprofessional)	0.0	N/A
Psychologist	0.1	N/A
Social Worker	0.0	N/A
Nurse	0.0	N/A
Speech/Language/Hearing Specialist	0.0	N/A
Resource Specialist (non-teaching)	0.0	N/A
Other	0.0	N/A

Note: Cells with N/A values do not require data.

*One Full Time Equivalent (FTE) equals one staff member working full time; one FTE could also represent two staff members who each work 50 percent of full time.

Last updated: 1/31/2019

Expenditures Per Pupil and School Site Teacher Salaries (Fiscal Year 2016—17)

Level	Total Expenditures Per Pupil	Expenditures Per Pupil (Restricted)	Expenditures Per Pupil (Unrestricted)	Average Teacher Salary
School Site	\$21141.0	\$0.0	\$21141.0	\$50784.0
District	N/A	N/A	\$8191.0	\$67304.0
Percent Difference – School Site and District	N/A	N/A	158.1%	-28.8%
State	N/A	N/A	\$7125.0	\$71392.0
Percent Difference – School Site and State	N/A	N/A	196.7%	-28.9%

Note: Cells with N/A values do not require data.

Last updated: 2/1/2019

Types of Services Funded (Fiscal Year 2017—18)

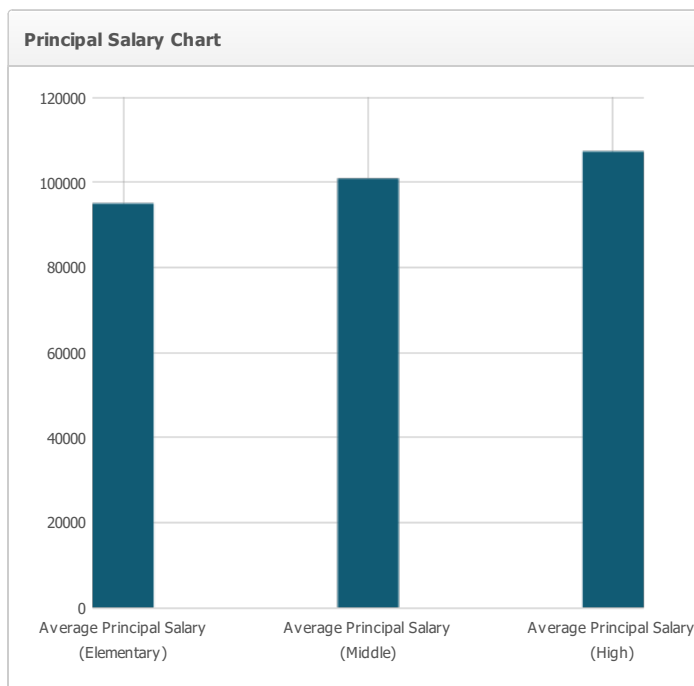
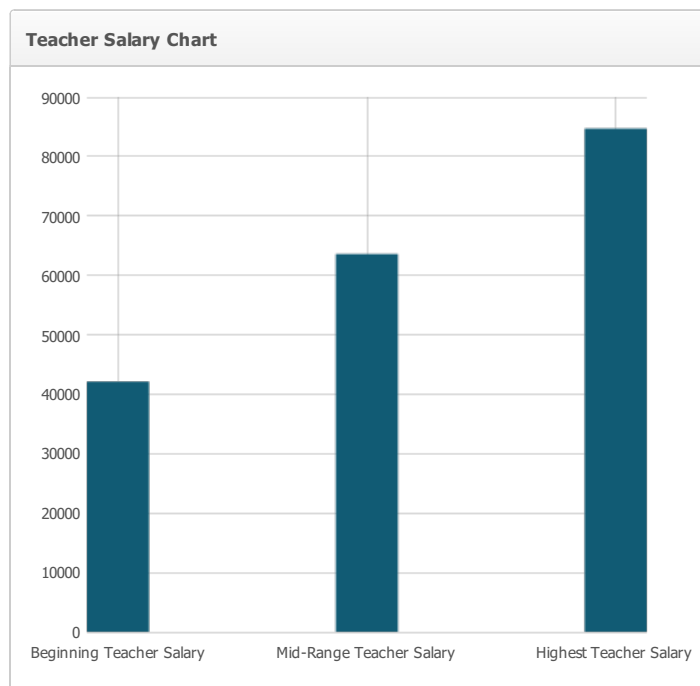
The CDS shares the counselor and mental health clinician with the continuation school. The staff works with students to ensure they have the appropriate resources to meet their needs.

Last updated: 1/25/2019

Teacher and Administrative Salaries (Fiscal Year 2016—17)

Category	District Amount	State Average For Districts In Same Category
Beginning Teacher Salary	\$42,131	\$45,681
Mid-Range Teacher Salary	\$63,595	\$70,601
Highest Teacher Salary	\$84,708	\$89,337
Average Principal Salary (Elementary)	\$95,011	\$110,053
Average Principal Salary (Middle)	\$100,890	\$115,224
Average Principal Salary (High)	\$107,240	\$124,876
Superintendent Salary	\$183,432	\$182,466
Percent of Budget for Teacher Salaries	37.0%	33.0%
Percent of Budget for Administrative Salaries	6.0%	6.0%

For detailed information on salaries, see the CDE Certificated Salaries & Benefits web page at <https://www.cde.ca.gov/ds/fd/cs/> .



Last updated: 1/31/2019

Professional Development

The CDS shares the counselor and mental health clinician with the continuation school. The staff works with students to ensure they have the appropriate resources to meet their needs.

Last updated: 2/1/2019