

Elmore County

DISTRICT **Elmore County**

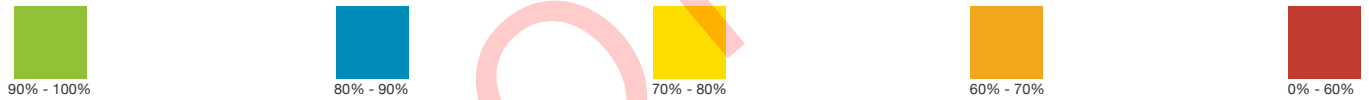
2016-2017 School Year

Prototype

OVERALL SCORE





SCALE



* STUDENT SUBPOPULATIONS

All Students	✗
American Indian/Alaska Native	✗
Asian	N/A
Black or African American	✗
Native Hawaiian/Pacific Islander	N/A
White	✗
Two or More Races	N/A
Hispanic/Latino	✗
Economically Disadvantaged	✗
Students with Disabilities	✗
Students with Limited English Proficiency	✗

Subgroups labeled with "N/A" did not meet the minimum n-count of 20
 Subgroups with a  met at a minimum the state average for all indicators
 Subgroups with a  failed to meet the state average for at least one indicator

STUDENT ENGAGEMENT

Percentage of students engaged in extra- and co-curricular activities, i.e. student government, clubs, sports, the arts, volunteerism, etc. can be found by clicking [HERE \(https://www.alsde.edu/dept/erc/Pages/student-engagement-all.aspx\)](https://www.alsde.edu/dept/erc/Pages/student-engagement-all.aspx)

EXPENDITURES PER STUDENT

The amount of federal, state, and local dollars spent, by system, for the education of each student can be found by clicking [HERE \(https://www.alsde.edu/dept/erc/Pages/per-pupil-expenditures.aspx\)](https://www.alsde.edu/dept/erc/Pages/per-pupil-expenditures.aspx)

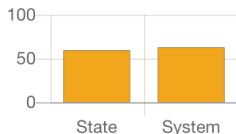
ACCOUNTABILITY INDICATORS

Academic Achievement - 20.00% Overall Score

63.93

[More Information](#)

+ Subpopulations

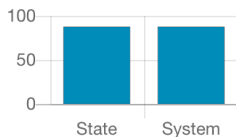


Academic Growth - 30.00% Overall Score

88.76

[More Information](#)

+ Subpopulations

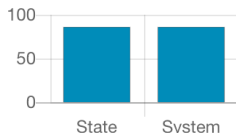


Graduation Rate - 30.00% Overall Score

86.60

[More Information](#)

+ Subpopulations

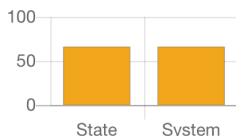


College and Career Readiness - 10.00% Overall Score

67.00

[More Information](#)

+ Subpopulations

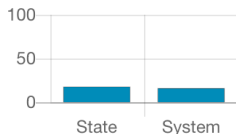


Chronic Absenteeism - 10.00% Overall Score

16.47

[More Information](#)

+ Subpopulations



Additional information relative to the Accountability System and methodology can be found by clicking [HERE](http://www.alsde.edu/sec/acct/Pages/resources-all.aspx?tab=Technical%20Manuals&navtext=Resources:%20Technical%20Manuals) (http://www.alsde.edu/sec/acct/Pages/resources-all.aspx?tab=Technical%20Manuals&navtext=Resources:%20Technical%20Manuals)