

Reporting Year 2018-2019

# Elmore County

Overall Score

# B

88

DISTRICT Elmore County  
LOCATION 100 H. H. Robison Drive  
Wetumpka, AL 36092  
Visit Website (<http://www.elmoreco.com>)

NCES ID 0101290  
OPEN Yes  
SCHOOL DIST. 03  
CONG. DIST. 97  
NO. OF SYSTEMS 1  
NO. OF SCHOOLS 14

NO. OF STUDENTS 11669  
GRADES No Data  
POVERTY No Data  
TITLE 1 No Data  
SUPPORT No Data  
[Export](#)

## ACCOUNTABILITY INDICATORS 2019

[Export](#)

Academic Achievement



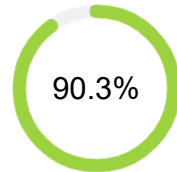
Subpopulations

Academic Growth



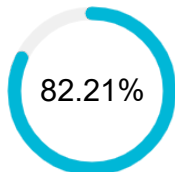
Subpopulations

Graduation Rate



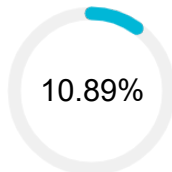
Subpopulations

College and Career Readiness



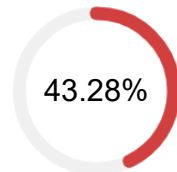
Subpopulations

Chronic Absenteeism



Subpopulations

Progress in English Language Proficiency

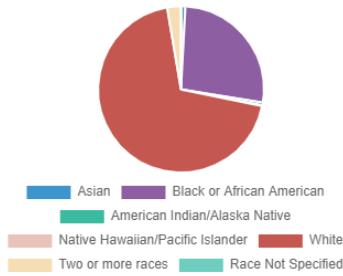


Subpopulations

## STUDENT PROFILE 2019

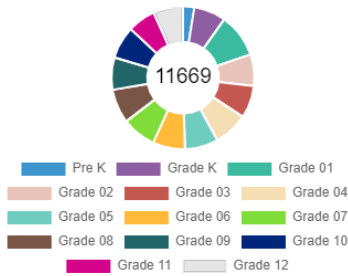
[Export](#)

Student Demographics



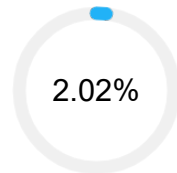
Subpopulations

Grade Enrollments



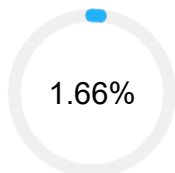
Subpopulations

Ethnicity - Hispanic/Latino



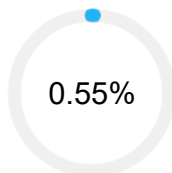
Subpopulations

English Learners



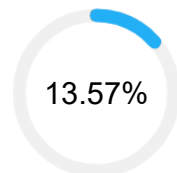
Subpopulations

English Learner First Year



Subpopulations

Students with Disabilities

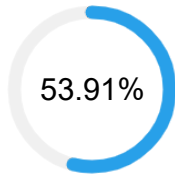


Subpopulations

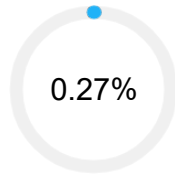
Economically Disadvantaged

Homeless

Migrant



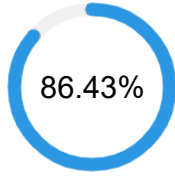
Subpopulations



Subpopulations

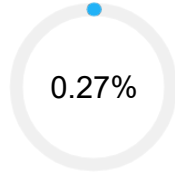
No Data

General Education Students



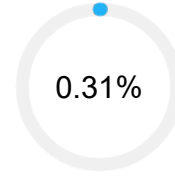
Subpopulations

Military Family



Subpopulations

Foster



Subpopulations

PROFICIENCY YEAR 2019

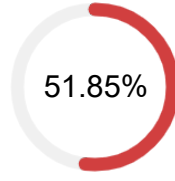
Export

Reading



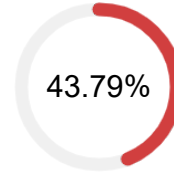
Subpopulations

Math



Subpopulations

Science



Subpopulations

PARTICIPATION RATE BY SUBJECT 2019

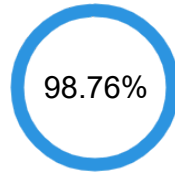
Export

Reading



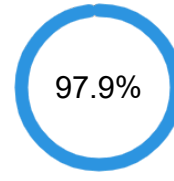
Subpopulations

Math



Subpopulations

Science

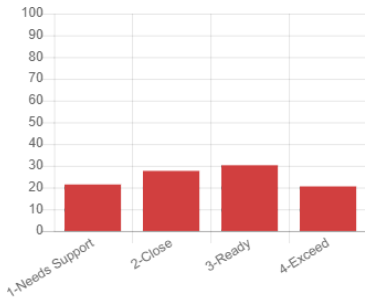


Subpopulations

PROFICIENCY BY SUBJECT 2019

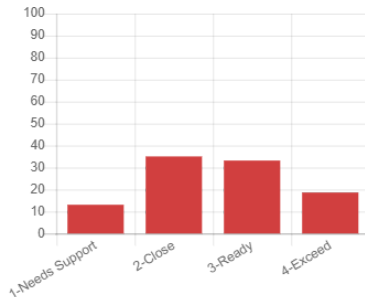
Export

Reading



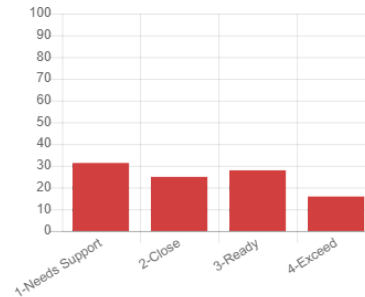
Subpopulations

Math



Subpopulations

Science



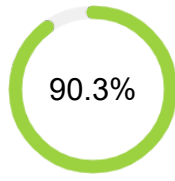
Subpopulations

COLLEGE & CAREER READINESS 2018

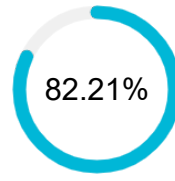
Export

Graduation Rate

College & Career Readiness



Subpopulations

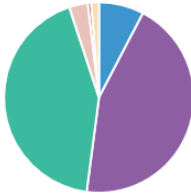


Subpopulations

EDUCATOR PROFILE 2019

Export

Credentials



Six-Year (Class AA) Master's Degree (Class A)  
Bachelor's Degree (Class B) Not Specified  
Emergency Certificates Provisional Certificates

Subpopulations

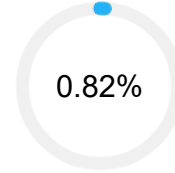
Demographics



Asian Black or African American  
American Indian/Alaska Native  
Native Hawaiian/Pacific Islander White  
Two or more races Race Not Specified

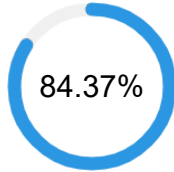
Subpopulations

Ethnicity - Hispanic/Latino



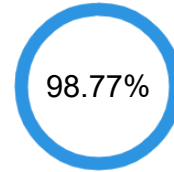
Subpopulations

Experience



Subpopulations

In-Field



Subpopulations