

# Fond du Lac Ojibwe School Parent Survey - SY 2016-17

---

run on 01/05/2017



surveys



**Report Filters**

**School:**  
N/A

**Race:**  
N/A

**Grade:**  
N/A

**Gender:**  
N/A

**Ethnicity:**  
N/A

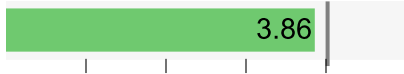
**Tag:**  
N/A

AdvancED Certified Content

## Report Summary

**Overall Score: 3.86**

Network Average: 4.02



### By Survey Section

### Section Score | Network Average

**Purpose and Direction: 3.91**

Network Average: 4.06



**Governance and Leadership: 3.82**

Network Average: 3.96



**Teaching and Assessing for Learning: 3.84**

Network Average: 3.98



**Resources and Support Systems: 3.91**

Network Average: 4.05



**Using Results for Continuous Improvement: 3.85**

Network Average: 4.01



AdvancED Certified Content

## Highest Scoring Items

**F6:** Our school provides opportunities for students to participate in activities that interest them.



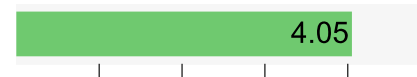
**F7:** Our school ensures that the facilities support student learning.



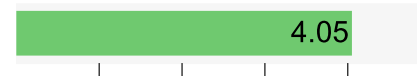
**F2:** Our school provides an adequate supply of learning resources that are current and in good condition.



**E11:** My child has at least one adult advocate in the school.



**E13:** My child has up-to-date computers and other technology to learn.



AdvancED Certified Content

## Lowest Scoring Items

**D2:** Our school's governing body does not interfere with the operation or leadership of our school.



**E4:** All of my child's teachers meet his/her learning needs by individualizing instruction.




**E2:** All of my child's teachers give work that challenges my child.



**G2:** My child is prepared for success in the next school year.



**E7:** All of my child's teachers keep me informed regularly of how my child is being graded.



**E9:** My child sees a relationship between what is being taught and his/her everyday life.



AdvancED Certified Content

## Demographics

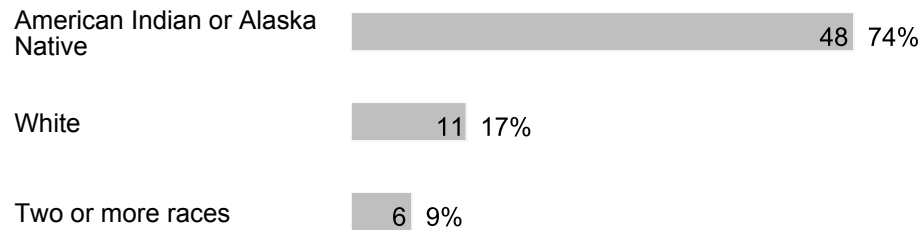
Number of Responses | Percentages of Total Responses

### 1. Gender



65 responses

### 2. Race



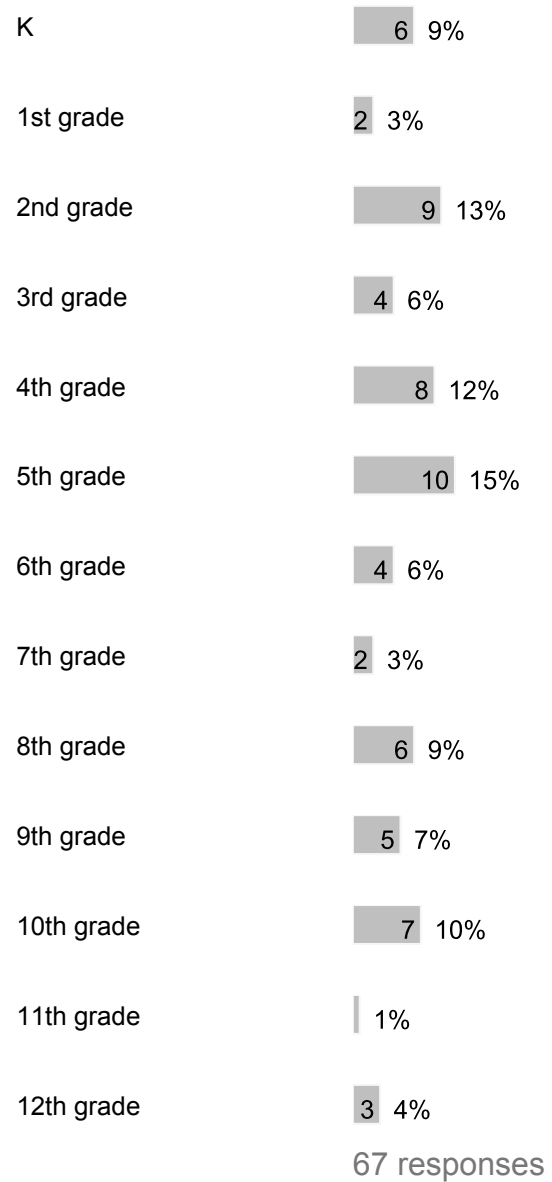
65 responses

### 3. Ethnicity



59 responses

### 4. Grade



## C. Purpose and Direction

Section score: 3.91 Network average: 4.06

	Strongly Agree	Agree	Neutral	Disagree	Strongly Disagree	Not Applicable
	5	4	3	2	1	
	Number of Responses					
	Percentage of Total Responses					
1. Our school's purpose statement is clearly focused on student success.	16	31	10	3	3	0
	25%	49%	16%	5%	5%	0%
	63 responses					
2. Our school's purpose statement is formally reviewed and revised with involvement from parents.	13	33	10	5	2	0
	21%	52%	16%	8%	3%	0%
	63 responses					
3. Our school has established goals and a plan for improving student learning.	20	28	11	1	3	0
	32%	44%	17%	2%	5%	0%
	63 responses					



## D. Governance and Leadership

Section score: 3.82 Network average: 3.96

	Strongly Agree	Agree	Neutral	Disagree	Strongly Disagree	Not Applicable
	5	4	3	2	1	
	Number of Responses					
	Percentage of Total Responses					
1. Our school's governing body operates responsibly and functions effectively.	9	32	17	3	1	0
	15%	52%	27%	5%	2%	0%
	62 responses					
2. Our school's governing body does not interfere with the operation or leadership of our school.	9	25	22	5	1	0
	15%	40%	35%	8%	2%	0%
	62 responses					
3. Our school has high expectations for students in all classes.	16	27	12	7	0	0
	26%	44%	19%	11%	0%	0%
	62 responses					
4. Our school shares responsibility for student learning with its stakeholders.	14	31	13	3	1	0
	23%	50%	21%	5%	2%	0%
	62 responses					
5. Our school communicates effectively about the school's goals and activities.	16	31	6	6	3	0
	26%	50%	10%	10%	5%	0%
	62 responses					
6. Our school provides opportunities for stakeholders to be involved in the school.	14	34	10	3	0	1
	23%	55%	16%	5%	0%	2%
	62 responses					

# E. Teaching and Assessing for Learning

Section score: 3.84 Network average: 3.98

	Strongly Agree	Agree	Neutral	Disagree	Strongly Disagree	Not Applicable
	5	4	3	2	1	
	Number of Responses					
	Percentage of Total Responses					
1. All of my child's teachers provide an equitable curriculum that meets his/her learning needs.	13	31	11	6	1	0
	21%	50%	18%	10%	2%	0%
	62 responses					
2. All of my child's teachers give work that challenges my child.	10	30	15	5	2	0
	16%	48%	24%	8%	3%	0%
	62 responses					
3. All of my child's teachers use a variety of teaching strategies and learning activities.	12	29	14	7	0	0
	19%	47%	23%	11%	0%	0%
	62 responses					
4. All of my child's teachers meet his/her learning needs by individualizing instruction.	10	25	19	8	0	0
	16%	40%	31%	13%	0%	0%
	62 responses					
5. All of my child's teachers work as a team to help my child learn.	14	27	15	6	0	0
	23%	44%	24%	10%	0%	0%
	62 responses					
6. All of my child's teachers help me to understand my child's progress.	16	27	14	4	1	0
	26%	44%	23%	6%	2%	0%
	62 responses					
7. All of my child's teachers keep me informed regularly of how my child is being graded.	13	26	15	7	1	0

	<b>21%</b>	<b>42%</b>	<b>24%</b>	<b>11%</b>	<b>2%</b>	<b>0%</b>
	62 responses					
<b>8.</b> All of my child's teachers report on my child's progress in easy to understand language.	<b>16</b>	<b>29</b>	<b>14</b>	<b>3</b>	<b>0</b>	<b>0</b>
	<b>26%</b>	<b>47%</b>	<b>23%</b>	<b>5%</b>	<b>0%</b>	<b>0%</b>
	62 responses					
<b>9.</b> My child sees a relationship between what is being taught and his/her everyday life.	<b>9</b>	<b>29</b>	<b>19</b>	<b>5</b>	<b>0</b>	<b>0</b>
	<b>15%</b>	<b>47%</b>	<b>31%</b>	<b>8%</b>	<b>0%</b>	<b>0%</b>
	62 responses					
<b>10.</b> My child knows the expectations for learning in all classes.	<b>13</b>	<b>34</b>	<b>11</b>	<b>3</b>	<b>1</b>	<b>0</b>
	<b>21%</b>	<b>55%</b>	<b>18%</b>	<b>5%</b>	<b>2%</b>	<b>0%</b>
	62 responses					
<b>11.</b> My child has at least one adult advocate in the school.	<b>17</b>	<b>32</b>	<b>10</b>	<b>2</b>	<b>0</b>	<b>1</b>
	<b>27%</b>	<b>52%</b>	<b>16%</b>	<b>3%</b>	<b>0%</b>	<b>2%</b>
	62 responses					
<b>12.</b> My child is given multiple assessments to measure his/her understanding of what was taught.	<b>12</b>	<b>35</b>	<b>12</b>	<b>3</b>	<b>0</b>	<b>0</b>
	<b>19%</b>	<b>56%</b>	<b>19%</b>	<b>5%</b>	<b>0%</b>	<b>0%</b>
	62 responses					
<b>13.</b> My child has up-to-date computers and other technology to learn.	<b>17</b>	<b>33</b>	<b>10</b>	<b>2</b>	<b>0</b>	<b>0</b>
	<b>27%</b>	<b>53%</b>	<b>16%</b>	<b>3%</b>	<b>0%</b>	<b>0%</b>
	62 responses					
<b>14.</b> My child has access to support services based on his/her identified needs.	<b>15</b>	<b>33</b>	<b>7</b>	<b>6</b>	<b>1</b>	<b>0</b>
	<b>24%</b>	<b>53%</b>	<b>11%</b>	<b>10%</b>	<b>2%</b>	<b>0%</b>
	62 responses					

## F. Resources and Support Systems

Section score: 3.91 Network average: 4.05

	Strongly Agree	Agree	Neutral	Disagree	Strongly Disagree	Not Applicable
	5	4	3	2	1	
	Number of Responses					
	Percentage of Total Responses					
1. Our school provides qualified staff members to support student learning.	14	32	10	6	0	0
	23%	52%	16%	10%	0%	0%
	62 responses					
2. Our school provides an adequate supply of learning resources that are current and in good condition.	16	33	13	0	0	0
	26%	53%	21%	0%	0%	0%
	62 responses					
3. Our school provides a safe learning environment.	15	26	11	8	2	0
	24%	42%	18%	13%	3%	0%
	62 responses					
4. Our school provides students with access to a variety of information resources to support their learning.	13	34	14	1	0	0
	21%	55%	23%	2%	0%	0%
	62 responses					
5. Our school provides excellent support services (e.g., counseling, and/or career planning).	15	26	11	7	2	1
	24%	42%	18%	11%	3%	2%
	62 responses					
6. Our school provides opportunities for students to participate in activities that interest them.	19	32	8	2	0	1
	31%	52%	13%	3%	0%	2%
	62 responses					
7. Our school ensures that the facilities support student learning.	15	37	9	1	0	0

	<b>24%</b>	<b>60%</b>	<b>15%</b>	<b>2%</b>	<b>0%</b>	<b>0%</b>
	62 responses					
<b>8.</b> Our school ensures the effective use of financial resources.	<b>15</b>	<b>28</b>	<b>14</b>	<b>5</b>	<b>0</b>	<b>0</b>
	<b>24%</b>	<b>45%</b>	<b>23%</b>	<b>8%</b>	<b>0%</b>	<b>0%</b>
	62 responses					
<b>9.</b> Our school ensures that instructional time is protected and interruptions are minimized.	<b>15</b>	<b>27</b>	<b>13</b>	<b>6</b>	<b>1</b>	<b>0</b>
	<b>24%</b>	<b>44%</b>	<b>21%</b>	<b>10%</b>	<b>2%</b>	<b>0%</b>
	62 responses					

## G. Using Results for Continuous Improvement

Section score: 3.85 Network average: 4.01

	Strongly Agree	Agree	Neutral	Disagree	Strongly Disagree	Not Applicable
	5	4	3	2	1	
	Number of Responses					
	Percentage of Total Responses					
1. Our school ensures that all staff members monitor and report the achievement of school goals.	14	31	13	2	1	1
	23%	50%	21%	3%	2%	2%
	62 responses					
2. My child is prepared for success in the next school year.	12	26	14	8	1	1
	19%	42%	23%	13%	2%	2%
	62 responses					
3. My child has administrators and teachers that monitor and inform me of his/her learning progress.	16	30	12	0	3	1
	26%	48%	19%	0%	5%	2%
	62 responses					