

AGENDA

SCHOOL BOARD WORKSHOP

GADSDEN COUNTY SCHOOL BOARD
MAX D. WALKER ADMINISTRATION BUILDING
35 MARTIN LUTHER KING, JR. BLVD.
QUINCY, FLORIDA

January 28, 2020

4:30 P.M.

THIS WORKSHOP IS OPEN TO THE PUBLIC

1. Call To Order
2. Financial Information
 - a. 2019 – 2020 Florida Education Finance Program (FEFP) Third Calculation - **SEE PAGE #2**
 - b. 2020 – 2021 Student FTE Forecast - **SEE PAGE #65**
3. Educational Items by the Superintendent
4. School Board Requests and Concerns
5. Adjournment

SUMMARY SHEET

RECOMMENDATION TO SUPERINTENDENT FOR SCHOOL BOARD AGENDA

AGENDA ITEM NO. 2a

DATE OF SCHOOL BOARD WORKSHOP: January 28, 2020

TITLE OF AGENDA ITEMS: 2019-20 Florida Education Finance Program (FEFP) Third Calculation

DIVISION: Finance Department

PURPOSE AND SUMMARY OF ITEMS: The 2019-20 Florida Education Finance Program Third Calculation was disseminated by the Florida Department of Education on January 17, 2020.

PREPARED BY: Bonnie Wood

POSITION: Finance Director



Andy Tuck, *Chair*
Marva Johnson, *Vice Chair*
Members
Ben Gibson
Tom Grady
Michael Olenick
Joe York

CONTACT PERSONS:

NAME: Mark Eggers
Josh Bemis
PHONE: 850-245-0405

MEMORANDUM

TO: District School Superintendents

FROM: Suzanne Pridgeon

DATE: January 17, 2020

SUBJECT: 2019-20 Florida Education Finance Program Third Calculation

Attached is the 2019-20 Florida Education Finance Program (FEFP) Third Calculation. This calculation incorporates 2019-20 full-time equivalent (FTE) student membership totals and supplemental information prepared from the summation of actual July and October survey data. The 2019 ad valorem tax roll certified by the Florida Department of Revenue on July 12, 2019, was used in the calculation of the required and discretionary local effort. The Exceptional Student Education (ESE) Guaranteed Allocation and the Supplemental Academic Instruction Allocation have been recalculated based on actual July and October FTE data.

In comparing the 2019-20 FEFP Third Calculation with the 2019-20 FEFP Second Calculation, please note the following:

1. Unweighted FTE increased by 10,319.46, from 2,847,819.21 to 2,858,138.67.
2. Funded weighted FTE increased by 13,039.15, from 3,123,300.51 to 3,136,339.66. The Group 2 over-cap weighted FTE is 7,263.66; the under-cap total is 8,886.30.
3. FEFP Base Funding increased by \$55,735,074, from \$13,376,697,100 to \$13,432,432,174.
4. The Declining Enrollment Supplement decreased by \$4,133,214, from \$8,070,903 to \$3,937,689.
5. The State-Funded Discretionary Contribution Allocation decreased by \$400,031, from \$23,804,557 to \$23,404,526.

Suzanne Pridgeon
Deputy Commissioner, Finance and Operations

2019-20 Florida Education Finance Program Third Calculation

January 17, 2020

Page Two

6. The 0.748 Mills Discretionary Compression Allocation decreased by \$928,706, from \$254,584,487 to \$253,655,781.
7. The Florida Department of Juvenile Justice (DJJ) Supplemental Allocation decreased by \$1,253,474, from \$7,600,666 to \$6,347,192.
8. The Virtual Education Contribution Allocation decreased by \$85,586, from \$3,046,085 to \$2,960,499.
9. The Federally Connected Supplement decreased by \$50,798, from \$13,569,629 to \$13,518,831.
10. There is a proration to available state funds of \$29,419,812.
11. The amount withheld for the McKay Scholarship Program is \$221,502,416.
12. The amount withheld for the Family Empowerment Scholarship Program is \$103,529,750.

Electronic fund transfers based on the Net State 2019-20 FEFP Third Calculation will begin with the January 24, 2020, payment.

SP/ja

Attachment

cc: District Finance Officers
FTE Administrators
Mark Eggers, Assistant Deputy Commissioner
Josh Bemis, Educational Policy Director
James Andrews, Educational Policy Consultant

FLORIDA EDUCATION FINANCE PROGRAM

2019-20

THIRD CALCULATION

SCHOOL BUSINESS SERVICES

OFFICE OF FUNDING AND FINANCIAL REPORTING

Friday, January 17, 2020

TABLE OF CONTENTS

FEFP Calculation Comparisons	1
FEFP Funding Summary Pages	4
Appropriated Unweighted FTE by Program	9
Unweighted FTE by Program.....	10
Reported Weighted FTE	12
Funded Weighted FTE by Program	13
Additions to Funded Weighted FTE	14
ESE Small District Supplement.....	15
CFS and DJJ Weighted FTE Using 2019-20 Program Weights	18
Group 2 Weighted Enrollment Ceiling.....	19
Group 2 Over / Under Cap.....	22
Funded Group 2 Weighted FTE	23
Florida Price Level Index (FPLI) and District Cost Differential (DCD)	24
Program Cost Factors.....	25
Declining Enrollment Supplement.....	26
Sparsity Supplement.....	27
State-Funded Discretionary Contribution	30
0.748 Mills Compression Adjustment.....	31
Department of Juvenile Justice (DJJ) Supplemental Allocation	32
Safe Schools Allocation	33
Exceptional Student Education Guaranteed Allocation.....	34
Supplemental Academic Instruction (SAI).....	36
Instructional Materials Allocation.....	37
Student Transportation Allocation	39
Teachers Classroom Supply Assistance.....	40
Reading Allocation	41
Virtual Education Contribution.....	42
Digital Classrooms Allocation.....	44
Federally Connected Student Supplement.....	45
Mental Health Assistance Allocation	46
Total Funds Compression Allocation	47
Best and Brightest Teacher/Principal Allocation	48
Turnaround Supplemental Services Allocation	49
Prior Year Adjustment Summary.....	50
Class Size Reduction Allocation	51
Discretionary Lottery / School Recognition Allocation.....	55
Required Local Effort Taxes.....	56
Millage Rates	57
Local Effort Taxes	58

2019-20 FEFP THIRD CALCULATION
 STATEWIDE SUMMARY
 COMPARISON TO 2019-20 SECOND CALCULATION

	2019-20 FEFP Second Calculation	2019-20 FEFP Third Calculation	Difference	Percentage Difference
MAJOR FEFP FORMULA COMPONENTS				
Unweighted FTE	2,847,819.21	2,858,138.67	10,319.46	0.36%
Weighted FTE	3,123,300.51	3,136,339.66	13,039.15	0.42%
School Taxable Value	2,169,716,073,407	2,169,716,073,407	0	0.00%
Required Local Effort Millage	3.888	3.888	0.000	0.00%
Discretionary Millage	0.748	0.748	0.000	0.00%
Total Millage	4.636	4.636	0.000	0.00%
Base Student Allocation	4,279.49	4,279.49	0.00	0.00%
FEFP DETAIL				
WFTE x BSA x DCD (Base FEFP Funding)	13,376,697,100	13,432,432,174	55,735,074	0.42%
Declining Enrollment Supplement	8,070,903	3,937,689	(4,133,214)	-51.21%
Sparsity Supplement	52,800,000	52,800,000	0	0.00%
State-Funded Discretionary Contribution	23,804,557	23,404,526	(400,031)	-1.68%
0.748 Mills Discretionary Compression	254,584,487	253,655,781	(928,706)	-0.36%
DJJ Supplemental Allocation	7,600,666	6,347,192	(1,253,474)	-16.49%
Safe Schools	180,000,000	180,000,000	0	0.00%
ESE Guaranteed Allocation	1,079,590,794	1,079,590,794	0	0.00%
Supplemental Academic Instruction	716,622,889	716,622,889	0	0.00%
Instructional Materials	233,951,826	233,951,826	0	0.00%
Student Transportation	444,978,006	444,978,006	0	0.00%
Teachers Classroom Supply Assistance	54,143,375	54,143,375	0	0.00%
Reading Allocation	130,000,000	130,000,000	0	0.00%
Virtual Education Contribution	3,046,085	2,960,499	(85,586)	-2.81%
Digital Classroom Allocation	20,000,000	20,000,000	0	0.00%
Federally Connected Student Supplement	13,569,629	13,518,831	(50,798)	-0.37%
Mental Health Assistance Allocation	75,000,000	75,000,000	0	0.00%
Total Funds Compression Allocation	54,190,616	54,190,616	0	0.00%
Best and Brightest Teacher/Principal Allocation	284,500,000	284,500,000	0	0.00%
Turnaround Supplemental Services Allocation	45,473,810	45,473,810	0	0.00%
TOTAL FEFP	17,058,624,743	17,107,508,008	48,883,265	0.29%
Less: Required Local Effort	7,856,925,320	7,856,925,320	0	0.00%
GROSS STATE FEFP	9,201,699,423	9,250,582,688	48,883,265	0.53%
Proration to Appropriation	0	(29,419,812)	(29,419,812)	0.00%
NET STATE FEFP	9,201,699,423	9,221,162,876	19,463,453	0.21%
STATE CATEGORICAL PROGRAMS				
Class Size Reduction Allocation	3,111,099,382	3,111,099,382	0	0.00%
Discretionary Lottery/School Recognition	134,582,877	134,582,877	0	0.00%
TOTAL STATE CATEGORICAL FUNDING	3,245,682,259	3,245,682,259	0	0.00%
TOTAL STATE FUNDING	12,447,381,682	12,466,845,135	19,463,453	0.16%
LOCAL FUNDING				
Total Required Local Effort	7,856,925,320	7,856,925,320	0	0.00%
Total Discretionary Taxes from 0.748 Mills	1,558,029,718	1,558,029,718	0	0.00%
TOTAL LOCAL FUNDING	9,414,955,038	9,414,955,038	0	0.00%
TOTAL FUNDING	21,862,336,720	21,881,800,173	19,463,453	0.09%
Total Funds per UFTE	7,676.87	7,655.96	(20.91)	-0.27%

2019-20 FEFP Third Calculation
 Prekindergarten through Grade 12 Funding Summary - Page 4

District	Net State FEFP	Adjustment for McKay Scholarships	Adjustment for Family Empowerment Scholarships	Prior-Year Adjustments for Scholarship Deductions	Adjusted Net State FEFP
	-1-	-2-	-3-	-4-	-5-
1 Alachua	109,489,261	(1,874,174)	(897,672)	(5,116)	106,712,299
2 Baker	27,278,015	(142,082)	(46,599)	(4,063)	27,085,271
3 Bay	83,906,211	(2,037,407)	(231,266)	54,611	81,692,149
4 Bradford	15,929,245	(374,821)	(268,150)	(2,929)	15,283,345
5 Brevard	271,712,920	(9,773,175)	(2,491,843)	(30,189)	259,417,713
6 Broward	773,318,748	(19,580,378)	(10,808,604)	77,204	743,006,970
7 Calhoun	13,401,910	(34,117)	0	0	13,367,793
8 Charlotte	17,044,351	(815,519)	(488,175)	1,397	15,742,054
9 Citrus	48,961,736	(457,601)	(640,849)	(4,321)	47,858,965
10 Clay	190,152,754	(2,463,037)	(436,129)	3,787	187,257,375
11 Collier	27,962,038	(1,594,797)	(770,795)	6,104	25,602,550
12 Columbia	50,448,073	(1,000,024)	(484,063)	2,001	48,965,987
13 Dade	750,323,877	(42,558,177)	(21,992,519)	(36,424)	685,736,757
14 DeSoto	23,709,550	(213,015)	(164,053)	0	23,332,482
15 Dixie	12,472,938	(454,946)	(83,209)	2,229	11,937,012
16 Duval	504,953,846	(18,957,045)	(7,005,079)	48,552	479,040,274
17 Escambia	163,652,494	(2,616,896)	(2,316,787)	31,414	158,750,225
18 Flagler	35,281,291	(511,251)	(243,582)	0	34,526,458
19 Franklin	768,888	(53,088)	(44,884)	0	670,916
20 Gadsden	25,055,442	(257,534)	(254,965)	5,320	24,548,263
21 Gilchrist	16,100,935	(256,076)	(107,413)	(2,247)	15,735,199
22 Glades	9,807,498	(7,136)	(19,009)	0	9,781,353
23 Gulf	5,803,337	(66,570)	0	7,423	5,744,190
24 Hamilton	7,722,827	(119,804)	(79,531)	0	7,523,492
25 Hardee	24,312,621	(40,870)	(31,415)	0	24,240,336
26 Hendry	45,698,705	(94,192)	(227,570)	0	45,376,943
27 Hernando	101,148,275	(2,298,206)	(647,302)	942	98,203,709
28 Highlands	52,375,378	(479,687)	(571,309)	0	51,324,382
29 Hillsborough	903,854,230	(13,409,853)	(6,172,640)	4,184	884,275,921
30 Holmes	18,995,874	(15,021)	(7,471)	0	18,973,382
31 Indian River	27,375,703	(626,647)	(300,376)	10,696	26,459,376
32 Jackson	33,676,955	(156,572)	(139,413)	(1,259)	33,379,711
33 Jefferson	3,460,544	(24,230)	(71,330)	1,395	3,366,379
34 Lafayette	7,431,239	(29,707)	(63,331)	0	7,338,201
35 Lake	169,260,615	(3,480,619)	(1,497,684)	2,587	164,284,899
36 Lee	222,192,422	(2,923,888)	(1,496,601)	3,960	217,775,893
37 Leon	133,840,932	(1,518,481)	(1,002,498)	19,527	131,339,480
38 Levy	27,617,613	(461,096)	(254,213)	0	26,902,304
39 Liberty	8,663,464	(140,306)	(11,532)	0	8,511,626
40 Madison	14,111,416	(12,826)	(24,232)	0	14,074,358
41 Manatee	131,203,236	(5,558,866)	(906,897)	(10,858)	124,726,615
42 Marion	178,006,303	(2,274,595)	(1,879,053)	(1,013)	173,851,642
43 Martin	21,058,149	(900,114)	(258,895)	1,432	19,900,572
44 Monroe	5,643,000	(211,977)	(229,479)	3,097	5,204,641
45 Nassau	35,462,801	(661,529)	(258,584)	0	34,542,688
46 Okaloosa	118,890,455	(2,189,611)	(540,362)	1,333	116,161,815
47 Okeechobee	33,327,934	(225,508)	(149,158)	0	32,953,268
48 Orange	637,861,228	(17,160,021)	(10,955,966)	62,008	609,807,249
49 Osceola	291,094,943	(6,313,653)	(3,308,377)	37,453	281,510,366
50 Palm Beach	378,084,614	(11,477,767)	(3,920,526)	24,204	362,710,525
51 Pasco	344,918,175	(6,428,294)	(1,258,598)	14,741	337,246,024
52 Pinellas	240,787,768	(8,456,044)	(3,707,206)	(7,539)	228,616,979
53 Polk	496,853,535	(7,578,236)	(3,725,820)	(22,550)	485,526,929
54 Putnam	52,472,098	(312,741)	(457,444)	2,507	51,704,420
55 St. Johns	139,985,337	(2,786,957)	(443,552)	(996)	136,753,832
56 St. Lucie	155,240,666	(1,331,283)	(1,852,116)	6,104	152,063,371
57 Santa Rosa	132,472,289	(820,883)	(404,853)	2,624	131,249,177
58 Sarasota	28,406,995	(3,484,847)	(1,093,081)	8,173	23,837,240
59 Seminole	250,090,185	(5,778,069)	(1,480,620)	(7,135)	242,824,361
60 Sumter	5,419,452	(451,224)	(93,597)	6,898	4,881,529
61 Suwannee	28,235,655	(455,658)	(356,875)	2,156	27,425,278
62 Taylor	11,701,008	(33,622)	(207,365)	0	11,460,021
63 Union	14,624,010	(114,240)	(7,407)	0	14,502,363
64 Volusia	210,364,323	(3,640,291)	(3,313,086)	(15,977)	203,394,969
65 Wakulla	26,014,913	(147,635)	(72,160)	(1,094)	25,794,024
66 Walton	7,946,339	(157,010)	(62,336)	1,990	7,728,983
67 Washington	19,565,251	(173,211)	(147,987)	0	19,244,053
69 FAMU Lab School	4,687,725	(8,101)	0	0	4,679,624
70 FAU - Palm Beach	8,860,115	(42,803)	(11,908)	0	8,805,404
71 FAU - St. Lucie	9,247,813	(42,661)	(16,221)	0	9,188,931
72 FSU Lab - Broward	5,066,876	(96,022)	(5,662)	0	4,965,192
73 FSU Lab - Leon	11,775,736	(15,326)	(10,466)	0	11,749,944
74 UF Lab School	8,295,753	(17,877)	0	0	8,277,876
75 Virtual School	181,724,550	(224,869)	0	0	181,499,681
State	9,204,663,401	(221,502,416)	(103,529,750)	304,343	8,879,935,578

2019-20 FEFP Third Calculation
 ESE Small District Supplemental Weighted FTE

District	Small District Supplement Program 254	Small District Supplement Program 255	Small District ESE WFTE Supplement	Prorated Small District ESE WFTE Supplement
	-1-	-2-	-3-	-4-
1 Alachua	0.00	0.00	0.00	0.00
2 Baker	0.00	15.70	15.70	4.37
3 Bay	0.00	0.00	0.00	0.00
4 Bradford	0.00	16.76	16.76	4.66
5 Brevard	0.00	0.00	0.00	0.00
6 Broward	0.00	0.00	0.00	0.00
7 Calhoun	0.00	0.00	0.00	0.00
8 Charlotte	0.00	0.00	0.00	0.00
9 Citrus	0.00	0.00	0.00	0.00
10 Clay	0.00	0.00	0.00	0.00
11 Collier	0.00	0.00	0.00	0.00
12 Columbia	0.00	0.00	0.00	0.00
13 Dade	0.00	0.00	0.00	0.00
14 DeSoto	0.00	3.91	3.91	1.09
15 Dixie	0.00	2.12	2.12	0.59
16 Duval	0.00	0.00	0.00	0.00
17 Escambia	0.00	0.00	0.00	0.00
18 Flagler	0.00	0.00	0.00	0.00
19 Franklin	0.00	0.00	0.00	0.00
20 Gadsden	0.00	5.70	5.70	1.59
21 Gilchrist	0.00	16.76	16.76	4.66
22 Glades	0.00	0.00	0.00	0.00
23 Gulf	0.00	0.00	0.00	0.00
24 Hamilton	0.00	16.76	16.76	4.66
25 Hardee	0.00	3.46	3.46	0.96
26 Hendry	0.00	0.00	0.00	0.00
27 Hernando	0.00	0.00	0.00	0.00
28 Highlands	0.00	0.00	0.00	0.00
29 Hillsborough	0.00	0.00	0.00	0.00
30 Holmes	0.69	4.02	4.71	1.31
31 Indian River	0.00	0.00	0.00	0.00
32 Jackson	0.00	0.00	0.00	0.00
33 Jefferson	0.00	0.00	0.00	0.00
34 Lafayette	10.91	11.40	22.31	6.21
35 Lake	0.00	0.00	0.00	0.00
36 Lee	0.00	0.00	0.00	0.00
37 Leon	0.00	0.00	0.00	0.00
38 Levy	0.00	0.00	0.00	0.00
39 Liberty	0.00	0.00	0.00	0.00
40 Madison	0.00	0.00	0.00	0.00
41 Manatee	0.00	0.00	0.00	0.00
42 Marion	0.00	0.00	0.00	0.00
43 Martin	0.00	0.00	0.00	0.00
44 Monroe	0.00	0.00	0.00	0.00
45 Nassau	0.00	0.00	0.00	0.00
46 Okaloosa	0.00	0.00	0.00	0.00
47 Okeechobee	0.00	16.76	16.76	4.66
48 Orange	0.00	0.00	0.00	0.00
49 Osceola	0.00	0.00	0.00	0.00
50 Palm Beach	0.00	0.00	0.00	0.00
51 Pasco	0.00	0.00	0.00	0.00
52 Pinellas	0.00	0.00	0.00	0.00
53 Polk	0.00	0.00	0.00	0.00
54 Putnam	0.00	0.00	0.00	0.00
55 St. Johns	0.00	0.00	0.00	0.00
56 St. Lucie	0.00	0.00	0.00	0.00
57 Santa Rosa	0.00	0.00	0.00	0.00
58 Sarasota	0.00	0.00	0.00	0.00
59 Seminole	0.00	0.00	0.00	0.00
60 Sumter	0.00	10.84	10.84	3.01
61 Suwannee	0.00	3.30	3.30	0.92
62 Taylor	0.00	16.76	16.76	4.66
63 Union	0.00	0.00	0.00	0.00
64 Volusia	0.00	0.00	0.00	0.00
65 Wakulla	0.00	0.00	0.00	0.00
66 Walton	0.00	0.00	0.00	0.00
67 Washington	0.00	0.00	0.00	0.00
69 FAMU Lab School	0.00	0.00	0.00	0.00
70 FAU - Palm Beach	0.00	0.00	0.00	0.00
71 FAU - St. Lucie	0.00	0.00	0.00	0.00
72 FSU Lab - Broward	0.00	0.00	0.00	0.00
73 FSU Lab - Leon	0.00	0.00	0.00	0.00
74 UF Lab School	0.00	0.00	0.00	0.00
75 Virtual School	0.00	0.00	0.00	0.00
State	11.60	144.25	155.85	43.35

2019-20 FEFP Third Calculation
 ESE Small District Supplemental Weighted FTE Program 254

District	Unweighted	Unweighted	District	District	Base Funding	Total	District's	UFTE	UFTE	WFTE
	FTE	FTE	Eligible	Differential	per FTE	Base Funding	Cost's	Equivalent	Supplement	Supplement
	-1-	-2-	-3-	(DCD)	254 FTE	254 FTE	254 FTE	(Col 7 - Col 6)	(Lesser of Col 8 or 3.00)	Column 9 x 3.637
				-4-	-5-	-6-	-7-	-8-	-9-	-10-
1 Alachua	29,244.58	49.79	0	0.9770	0	0	0	0.00	0.00	0.00
2 Baker	4,873.69	31.03	0	0.9750	0	0	0	0.00	0.00	0.00
3 Bay	24,557.11	534.70	0	0.9713	0	0	0	0.00	0.00	0.00
4 Bradford	2,930.87	23.48	0	0.9703	0	0	0	0.00	0.00	0.00
5 Brevard	73,272.02	844.23	0	0.9875	0	0	0	0.00	0.00	0.00
6 Broward	268,012.92	1,864.68	0	1.0197	0	0	0	0.00	0.00	0.00
7 Calhoun	2,113.83	20.23	0	0.9369	0	0	0	0.00	0.00	0.00
8 Charlotte	15,570.89	178.76	0	0.9834	0	0	0	0.00	0.00	0.00
9 Citrus	15,303.47	114.12	0	0.9490	0	0	0	0.00	0.00	0.00
10 Clay	38,299.59	349.89	0	0.9911	0	0	0	0.00	0.00	0.00
11 Collier	47,322.41	597.29	0	1.0453	0	0	0	0.00	0.00	0.00
12 Columbia	10,091.56	44.59	0	0.9505	0	0	0	0.00	0.00	0.00
13 Dade	344,789.93	2,541.09	0	1.0153	0	0	0	0.00	0.00	0.00
14 DeSoto	4,890.26	1.96	1	0.9719	15,128	29,651	23,232	0.00	0.00	0.00
15 Dixie	2,223.36	7.99	0	0.9355	0	0	0	0.00	0.00	0.00
16 Duval	130,447.37	982.25	0	1.0098	0	0	0	0.00	0.00	0.00
17 Escambia	39,705.83	218.31	0	0.9755	0	0	0	0.00	0.00	0.00
18 Flagler	12,842.38	67.77	0	0.9554	0	0	0	0.00	0.00	0.00
19 Franklin	1,256.14	11.62	0	0.9369	0	0	0	0.00	0.00	0.00
20 Gadsden	4,815.27	62.05	0	0.9537	0	0	0	0.00	0.00	0.00
21 Gilchrist	2,743.19	48.49	0	0.9516	0	0	0	0.00	0.00	0.00
22 Glades	1,784.47	7.84	0	0.9823	0	0	0	0.00	0.00	0.00
23 Gulf	1,866.72	39.49	0	0.9433	0	0	0	0.00	0.00	0.00
24 Hamilton	1,558.35	4.80	0	0.9268	0	0	0	0.00	0.00	0.00
25 Hardee	5,060.47	11.00	0	0.9607	0	0	0	0.00	0.00	0.00
26 Hendry	8,631.30	33.27	0	0.9947	0	0	0	0.00	0.00	0.00
27 Hernando	23,065.84	142.21	0	0.9688	0	0	0	0.00	0.00	0.00
28 Highlands	12,142.29	30.72	0	0.9512	0	0	0	0.00	0.00	0.00
29 Hillsborough	218,593.02	1,919.75	0	1.0058	0	0	0	0.00	0.00	0.00
30 Holmes	3,093.85	2.00	1	0.9405	14,639	29,278	32,005	0.19	0.19	0.69
31 Indian River	17,481.85	137.58	0	1.0022	0	0	0	0.00	0.00	0.00
32 Jackson	6,075.03	81.83	0	0.9376	0	0	0	0.00	0.00	0.00
33 Jefferson	766.47	13.42	0	0.9516	0	0	0	0.00	0.00	0.00
34 Lafayette	1,206.61	1.98	1	0.9232	14,370	28,453	72,930	3.10	3.00	10.91
35 Lake	44,486.78	447.67	0	0.9790	0	0	0	0.00	0.00	0.00
36 Lee	94,315.64	446.63	0	1.0154	0	0	0	0.00	0.00	0.00
37 Leon	33,832.94	248.20	0	0.9740	0	0	0	0.00	0.00	0.00
38 Levy	5,414.04	12.08	0	0.9507	0	0	0	0.00	0.00	0.00
39 Liberty	1,295.88	22.50	0	0.9347	0	0	0	0.00	0.00	0.00
40 Madison	2,524.09	4.00	0	0.9297	0	0	0	0.00	0.00	0.00
41 Manatee	49,538.80	203.75	0	0.9850	0	0	0	0.00	0.00	0.00
42 Marion	43,252.30	651.28	0	0.9487	0	0	0	0.00	0.00	0.00
43 Martin	18,771.60	30.13	0	1.0158	0	0	0	0.00	0.00	0.00
44 Monroe	8,397.29	61.09	0	1.0405	0	0	0	0.00	0.00	0.00
45 Nassau	12,305.01	59.76	0	0.9899	0	0	0	0.00	0.00	0.00
46 Okaloosa	32,060.72	225.11	0	0.9927	0	0	0	0.00	0.00	0.00
47 Okeechobee	6,600.93	13.64	0	0.9781	0	0	0	0.00	0.00	0.00
48 Orange	207,165.16	3,239.83	0	1.0065	0	0	0	0.00	0.00	0.00
49 Osceola	69,264.62	407.86	0	0.9878	0	0	0	0.00	0.00	0.00
50 Palm Beach	192,697.69	1,209.69	0	1.0426	0	0	0	0.00	0.00	0.00
51 Pasco	76,193.41	864.81	0	0.9844	0	0	0	0.00	0.00	0.00
52 Pinellas	98,430.98	1,136.55	0	0.9994	0	0	0	0.00	0.00	0.00
53 Polk	106,947.43	478.45	0	0.9700	0	0	0	0.00	0.00	0.00
54 Putnam	10,601.83	15.69	0	0.9609	0	0	0	0.00	0.00	0.00
55 St. Johns	42,847.42	401.29	0	1.0061	0	0	0	0.00	0.00	0.00
56 St. Lucie	41,119.17	116.77	0	0.9999	0	0	0	0.00	0.00	0.00
57 Santa Rosa	28,671.32	363.04	0	0.9751	0	0	0	0.00	0.00	0.00
58 Sarasota	43,607.40	639.93	0	1.0040	0	0	0	0.00	0.00	0.00
59 Seminole	67,149.18	279.16	0	0.9947	0	0	0	0.00	0.00	0.00
60 Sumter	8,714.66	37.92	0	0.9669	0	0	0	0.00	0.00	0.00
61 Suwannee	5,904.98	3.21	0	0.9374	0	0	0	0.00	0.00	0.00
62 Taylor	2,655.83	7.10	0	0.9298	0	0	0	0.00	0.00	0.00
63 Union	2,334.12	4.65	0	0.9614	0	0	0	0.00	0.00	0.00
64 Volusia	62,137.81	752.49	0	0.9654	0	0	0	0.00	0.00	0.00
65 Wakulla	5,072.14	26.06	0	0.9543	0	0	0	0.00	0.00	0.00
66 Walton	10,273.03	19.20	0	0.9801	0	0	0	0.00	0.00	0.00
67 Washington	3,416.54	39.58	0	0.9413	0	0	0	0.00	0.00	0.00
69 FAMU Lab School	593.68	0.00	0	0.9740	0	0	0	0.00	0.00	0.00
70 FAU - Palm Beach	1,207.02	0.00	0	1.0426	0	0	0	0.00	0.00	0.00
71 FAU - St. Lucie	1,451.25	4.00	0	0.9999	0	0	0	0.00	0.00	0.00
72 FSU Lab - Broward	712.66	1.00	1	1.0197	15,872	15,872	0	0.00	0.00	0.00
73 FSU Lab - Leon	1,780.63	0.00	0	0.9740	0	0	0	0.00	0.00	0.00
74 UF Lab School	1,126.71	0.00	0	0.9770	0	0	0	0.00	0.00	0.00
75 Virtual School	36,633.04	0.00	0	1.0000	0	0	0	0.00	0.00	0.00
State	2,858,138.67	23,494.33	4		60,009	103,254	128,167			11.60

2019-20 FEFP Third Calculation
 ESE Small District Supplemental Weighted FTE Program 255

District	Unweighted	Unweighted	Eligible	District	Base Funding	Total	District's	UFTE	UFTE	WFTE
	FTE	FTE	District	Differential	per FTE	Base Funding	Cost's	Equivalent	Supplement	Supplement
	-1-	-2-	-3-	(DCD)	255 FTE	255 FTE	for Program	(Col 7 - Col 6)	(Lesser of Col 8 or 3.00)	Column 9 x 5.587
								Divided by Col 5		
1 Alachua	29,244.58	12.29	0	0.9770	0	0	0	0.00	0.00	0.00
2 Baker	4,873.69	0.38	1	0.9750	23,312	8,859	74,260	2.81	2.81	15.70
3 Bay	24,557.11	103.68	0	0.9713	0	0	0	0.00	0.00	0.00
4 Bradford	2,930.87	2.18	1	0.9703	23,200	50,576	121,302	3.05	3.00	16.76
5 Brevard	73,272.02	107.18	0	0.9875	0	0	0	0.00	0.00	0.00
6 Broward	268,012.92	611.39	0	1.0197	0	0	0	0.00	0.00	0.00
7 Calhoun	2,113.83	3.38	0	0.9369	0	0	0	0.00	0.00	0.00
8 Charlotte	15,570.89	11.13	0	0.9834	0	0	0	0.00	0.00	0.00
9 Citrus	15,303.47	7.18	0	0.9490	0	0	0	0.00	0.00	0.00
10 Clay	38,299.59	35.52	0	0.9911	0	0	0	0.00	0.00	0.00
11 Collier	47,322.41	70.35	0	1.0453	0	0	0	0.00	0.00	0.00
12 Columbia	10,091.56	2.44	0	0.9505	0	0	0	0.00	0.00	0.00
13 Dade	344,789.93	365.15	0	1.0153	0	0	0	0.00	0.00	0.00
14 DeSoto	4,890.26	0.90	1	0.9719	23,238	20,914	37,111	0.70	0.70	3.91
15 Dixie	2,223.36	0.98	1	0.9355	22,368	21,921	30,530	0.38	0.38	2.12
16 Duval	130,447.37	243.09	0	1.0098	0	0	0	0.00	0.00	0.00
17 Escambia	39,705.83	121.98	0	0.9755	0	0	0	0.00	0.00	0.00
18 Flagler	12,842.38	9.17	0	0.9554	0	0	0	0.00	0.00	0.00
19 Franklin	1,256.14	2.16	1	0.9369	22,401	48,386	22,996	0.00	0.00	0.00
20 Gadsden	4,815.27	2.91	1	0.9537	22,803	66,357	89,519	1.02	1.02	5.70
21 Gilchrist	2,743.19	2.06	1	0.9516	22,753	46,871	339,360	12.85	3.00	16.76
22 Glades	1,784.47	0.00	0	0.9823	0	0	0	0.00	0.00	0.00
23 Gulf	1,866.72	6.34	0	0.9433	0	0	0	0.00	0.00	0.00
24 Hamilton	1,558.35	2.78	1	0.9268	22,160	61,605	151,117	4.04	3.00	16.76
25 Hardee	5,060.47	1.21	1	0.9607	22,970	27,794	41,955	0.62	0.62	3.46
26 Hendry	8,631.30	14.59	0	0.9947	0	0	0	0.00	0.00	0.00
27 Hernando	23,065.84	43.37	0	0.9688	0	0	0	0.00	0.00	0.00
28 Highlands	12,142.29	13.11	0	0.9512	0	0	0	0.00	0.00	0.00
29 Hillsborough	218,593.02	294.86	0	1.0058	0	0	0	0.00	0.00	0.00
30 Holmes	3,093.85	1.24	1	0.9405	22,487	27,884	44,054	0.72	0.72	4.02
31 Indian River	17,481.85	35.44	0	1.0022	0	0	0	0.00	0.00	0.00
32 Jackson	6,075.03	3.84	0	0.9376	0	0	0	0.00	0.00	0.00
33 Jefferson	766.47	0.00	0	0.9516	0	0	0	0.00	0.00	0.00
34 Lafayette	1,206.61	1.14	1	0.9232	22,074	25,164	70,229	2.04	2.04	11.40
35 Lake	44,486.78	41.46	0	0.9790	0	0	0	0.00	0.00	0.00
36 Lee	94,315.64	60.89	0	1.0154	0	0	0	0.00	0.00	0.00
37 Leon	33,832.94	35.72	0	0.9740	0	0	0	0.00	0.00	0.00
38 Levy	5,414.04	3.01	0	0.9507	0	0	0	0.00	0.00	0.00
39 Liberty	1,295.88	6.42	0	0.9347	0	0	0	0.00	0.00	0.00
40 Madison	2,524.09	0.00	0	0.9297	0	0	0	0.00	0.00	0.00
41 Manatee	49,538.80	92.47	0	0.9850	0	0	0	0.00	0.00	0.00
42 Marion	43,252.30	115.41	0	0.9487	0	0	0	0.00	0.00	0.00
43 Martin	18,771.60	151.77	0	1.0158	0	0	0	0.00	0.00	0.00
44 Monroe	8,397.29	6.25	0	1.0405	0	0	0	0.00	0.00	0.00
45 Nassau	12,305.01	12.17	0	0.9899	0	0	0	0.00	0.00	0.00
46 Okaloosa	32,060.72	45.24	0	0.9927	0	0	0	0.00	0.00	0.00
47 Okeechobee	6,600.93	1.73	1	0.9781	23,386	40,458	152,182	4.78	3.00	16.76
48 Orange	207,165.16	418.47	0	1.0065	0	0	0	0.00	0.00	0.00
49 Osceola	69,264.62	148.74	0	0.9878	0	0	0	0.00	0.00	0.00
50 Palm Beach	192,697.69	433.43	0	1.0426	0	0	0	0.00	0.00	0.00
51 Pasco	76,193.41	140.56	0	0.9844	0	0	0	0.00	0.00	0.00
52 Pinellas	98,430.98	221.27	0	0.9994	0	0	0	0.00	0.00	0.00
53 Polk	106,947.43	297.90	0	0.9700	0	0	0	0.00	0.00	0.00
54 Putnam	10,601.83	8.22	0	0.9609	0	0	0	0.00	0.00	0.00
55 St. Johns	42,847.42	90.29	0	1.0061	0	0	0	0.00	0.00	0.00
56 St. Lucie	41,119.17	13.46	0	0.9999	0	0	0	0.00	0.00	0.00
57 Santa Rosa	28,671.32	45.79	0	0.9751	0	0	0	0.00	0.00	0.00
58 Sarasota	43,607.40	53.17	0	1.0040	0	0	0	0.00	0.00	0.00
59 Seminole	67,149.18	40.85	0	0.9947	0	0	0	0.00	0.00	0.00
60 Sumter	8,714.66	1.64	1	0.9669	23,119	37,915	82,827	1.94	1.94	10.84
61 Suwannee	5,904.98	0.10	1	0.9374	22,413	2,241	15,390	0.59	0.59	3.30
62 Taylor	2,655.83	1.26	1	0.9298	22,232	28,012	260,196	10.44	3.00	16.76
63 Union	2,334.12	3.32	0	0.9614	0	0	0	0.00	0.00	0.00
64 Volusia	62,137.81	49.99	0	0.9654	0	0	0	0.00	0.00	0.00
65 Wakulla	5,072.14	9.14	0	0.9543	0	0	0	0.00	0.00	0.00
66 Walton	10,273.03	5.84	0	0.9801	0	0	0	0.00	0.00	0.00
67 Washington	3,416.54	12.12	0	0.9413	0	0	0	0.00	0.00	0.00
69 FAMU Lab School	593.68	0.00	0	0.9740	0	0	0	0.00	0.00	0.00
70 FAU - Palm Beach	1,207.02	0.00	0	1.0426	0	0	0	0.00	0.00	0.00
71 FAU - St. Lucie	1,451.25	0.00	0	0.9999	0	0	0	0.00	0.00	0.00
72 FSU Lab - Broward	712.66	0.00	0	1.0197	0	0	0	0.00	0.00	0.00
73 FSU Lab - Leon	1,780.63	0.00	0	0.9740	0	0	0	0.00	0.00	0.00
74 UF Lab School	1,126.71	0.00	0	0.9770	0	0	0	0.00	0.00	0.00
75 Virtual School	36,633.04	0.00	0	1.0000	0	0	0	0.00	0.00	0.00
State	2,858,138.67	4,701.52	15		340,916	514,957	1,533,028			144.25

2019-20 FEFP Third Calculation
 CFS and DJJ Weighted FTE using 2019-20 Program Weights

District	Prior Year				Current Year			
	ESOL/Intensive English Grades K-12	ESE Support Level IV	ESE Support Level V	Career Education Grades 9-12	ESOL/Intensive English Grades K-12	ESE Support Level IV	ESE Support Level V	Career Education Grades 9-12
	130	254	255	300	130	254	255	300
	-1-	-2-	-3-	-4-	-5-	-6-	-7-	-8-
1 Alachua	0.00	4.55	0.00	0.25	0.00	6.55	0.00	0.14
2 Baker	0.00	0.00	0.00	0.00	0.00	0.00	0.00	0.00
3 Bay	0.00	0.00	0.00	0.00	0.00	3.64	0.00	0.00
4 Bradford	0.00	0.00	0.00	0.00	0.00	0.00	0.00	0.00
5 Brevard	1.84	0.00	0.00	0.07	2.75	0.00	0.00	0.14
6 Broward	12.88	35.10	5.59	48.67	11.82	35.21	5.98	42.60
7 Calhoun	0.00	0.00	0.00	0.00	0.00	0.00	0.00	0.00
8 Charlotte	0.00	0.00	0.00	0.00	0.00	0.00	0.00	0.00
9 Citrus	0.00	0.00	0.00	12.35	0.00	0.00	0.00	10.75
10 Clay	0.00	7.27	0.00	0.00	1.10	8.47	0.00	0.00
11 Collier	0.43	6.62	0.00	0.07	0.00	10.91	0.00	0.42
12 Columbia	0.00	0.00	0.00	0.00	0.00	0.00	0.00	0.00
13 Dade	181.60	0.62	0.00	10.00	37.34	0.62	0.00	6.65
14 DeSoto	0.00	0.00	0.00	0.00	0.00	0.00	0.00	0.00
15 Dixie	0.00	0.00	0.00	0.00	0.00	0.00	0.00	0.00
16 Duval	0.54	12.80	0.00	0.00	0.41	17.93	0.00	0.00
17 Escambia	0.00	0.00	0.00	0.00	0.00	0.00	0.00	0.00
18 Flagler	0.00	0.00	0.00	0.00	0.00	0.00	0.00	0.00
19 Franklin	0.00	0.00	0.00	0.00	0.00	0.00	0.00	0.00
20 Gadsden	0.00	0.00	0.00	0.00	0.00	0.00	0.00	0.00
21 Gilchrist	0.00	0.00	0.00	0.90	0.00	0.00	0.00	0.00
22 Glades	0.00	0.00	0.00	0.00	0.00	0.00	0.00	0.00
23 Gulf	0.00	0.00	0.00	0.00	0.00	0.00	0.00	0.00
24 Hamilton	0.00	0.00	0.00	0.00	0.00	0.00	0.00	1.27
25 Hardee	0.00	0.00	0.00	0.00	0.00	0.00	0.00	0.00
26 Hendry	0.00	0.00	0.00	0.00	0.00	0.00	0.00	0.00
27 Hernando	0.00	0.00	0.00	0.00	0.00	0.00	0.00	0.00
28 Highlands	0.00	0.00	0.00	0.00	0.00	0.00	0.00	0.00
29 Hillsborough	9.66	18.80	0.00	25.54	12.26	3.71	0.00	22.57
30 Holmes	0.00	0.00	0.00	0.00	0.00	0.00	0.00	0.00
31 Indian River	0.00	0.00	0.00	0.00	0.00	0.00	0.00	0.00
32 Jackson	0.00	0.00	0.00	5.86	0.00	0.00	0.00	5.58
33 Jefferson	0.00	0.00	0.00	0.00	0.00	0.00	0.00	0.00
34 Lafayette	0.00	0.00	0.00	0.00	0.00	0.00	0.00	0.00
35 Lake	0.00	3.64	0.00	0.14	0.00	3.64	0.00	0.00
36 Lee	1.91	6.66	0.00	7.10	0.47	9.09	0.00	2.09
37 Leon	0.00	3.20	0.00	0.17	0.00	2.66	0.00	0.00
38 Levy	0.00	0.00	0.00	0.00	0.00	0.00	0.00	0.00
39 Liberty	0.00	78.60	0.00	14.36	0.00	36.08	0.00	11.80
40 Madison	0.00	0.00	0.00	5.64	0.00	0.00	0.00	3.92
41 Manatee	16.66	1.38	5.59	9.02	12.46	0.69	0.00	8.51
42 Marion	0.00	0.00	0.00	5.46	0.00	0.00	0.00	4.03
43 Martin	0.00	0.00	0.00	1.75	0.00	0.00	0.00	0.00
44 Monroe	0.00	0.00	0.00	0.00	0.00	0.00	0.00	0.00
45 Nassau	0.00	0.00	0.00	0.00	0.00	0.00	0.00	0.00
46 Okaloosa	0.00	0.00	0.00	5.63	0.00	0.00	0.00	10.59
47 Okeechobee	0.00	0.00	0.00	32.66	0.00	0.00	0.00	36.00
48 Orange	2.86	1.82	0.00	16.27	3.00	0.91	0.00	2.70
49 Osceola	0.89	0.00	0.00	5.05	0.81	0.00	0.00	4.06
50 Palm Beach	2.95	2.98	0.00	6.28	2.07	4.98	0.00	9.14
51 Pasco	0.00	16.26	2.40	0.16	1.02	4.98	0.00	0.00
52 Pinellas	0.85	0.44	0.00	0.00	1.04	1.82	0.00	0.00
53 Polk	0.59	0.00	0.00	40.63	0.40	0.00	0.00	13.86
54 Putnam	0.00	0.00	0.00	0.00	0.00	0.00	0.00	0.00
55 St. Johns	0.00	0.00	0.00	17.21	0.00	0.00	0.00	10.39
56 St. Lucie	0.65	0.00	0.00	1.17	0.89	0.00	0.00	1.53
57 Santa Rosa	0.00	0.00	0.00	0.00	0.00	0.00	0.00	0.00
58 Sarasota	0.00	0.00	0.00	0.00	0.00	0.00	0.00	0.00
59 Seminole	0.00	0.00	0.00	0.00	0.00	0.00	0.00	0.00
60 Sumter	0.00	0.00	0.00	0.00	0.00	0.00	0.00	0.00
61 Suwannee	0.00	0.00	0.00	0.00	0.00	0.00	0.00	0.00
62 Taylor	0.00	0.00	0.00	0.00	0.00	0.00	0.00	0.00
63 Union	0.00	4.26	0.00	1.74	0.00	0.00	0.00	1.70
64 Volusia	0.89	1.78	0.00	0.28	0.00	5.49	0.00	4.03
65 Wakulla	0.00	0.00	0.00	0.00	0.00	0.00	0.00	0.00
66 Walton	0.00	0.00	0.00	0.00	0.00	0.00	0.00	1.08
67 Washington	0.00	0.00	0.00	23.63	0.00	0.00	0.00	2.60
69 FAMU Lab School	0.00	0.00	0.00	0.00	0.00	0.00	0.00	0.00
70 FAU - Palm Beach	0.00	0.00	0.00	0.00	0.00	0.00	0.00	0.00
71 FAU - St. Lucie	0.00	0.00	0.00	0.00	0.00	0.00	0.00	0.00
72 FSU Lab - Broward	0.00	0.00	0.00	0.00	0.00	0.00	0.00	0.00
73 FSU Lab - Leon	0.00	0.00	0.00	0.00	0.00	0.00	0.00	0.00
74 UF Lab School	0.00	0.00	0.00	0.00	0.00	0.00	0.00	0.00
75 Virtual School	0.00	0.00	0.00	0.00	0.00	0.00	0.00	0.00
State	235.20	206.78	13.58	298.06	87.84	157.38	5.98	218.15

2019-20 FEFP Third Calculation
 Group 2 Weighted Enrollment Ceiling - Page 2

District	Adjusted Group 2 Weighted Enrollment Ceiling				
	ESOL/Intensive English Grades K-12	ESE Support Level IV	ESE Support Level V	Career Education Grades 9-12	Total
	130	254	255	300	
	-1-	-2-	-3-	-4-	-5-
1 Alachua	757.03	167.88	153.25	486.19	1,564.35
2 Baker	13.59	134.93	16.93	326.35	491.80
3 Bay	594.96	2,078.98	463.83	599.65	3,737.42
4 Bradford	0.57	102.27	33.24	101.53	237.61
5 Brevard	1,733.85	3,029.73	653.96	1,457.75	6,875.29
6 Broward	25,915.85	6,278.63	2,794.50	6,633.93	41,622.91
7 Calhoun	3.66	78.12	13.97	65.81	161.56
8 Charlotte	306.66	874.01	56.65	455.50	1,692.82
9 Citrus	156.67	402.25	28.66	448.89	1,036.47
10 Clay	583.60	1,303.28	187.72	873.87	2,948.47
11 Collier	6,136.96	2,348.55	362.88	1,096.22	9,944.61
12 Columbia	86.67	81.87	26.48	423.43	618.45
13 Dade	42,925.93	9,756.98	1,773.70	7,942.59	62,399.20
14 DeSoto	285.39	7.09	2.18	133.78	428.44
15 Dixie	0.00	36.37	16.76	65.30	118.43
16 Duval	5,607.21	3,469.55	1,302.44	1,654.17	12,033.37
17 Escambia	410.14	860.08	649.94	1,318.74	3,238.90
18 Flagler	315.61	207.49	60.00	344.54	927.64
19 Franklin	17.02	50.85	5.25	42.33	115.45
20 Gadsden	269.81	147.66	11.29	82.01	510.77
21 Gilchrist	49.06	141.01	18.88	101.30	310.25
22 Glades	67.48	30.66	0.00	14.38	112.52
23 Gulf	0.00	134.21	34.92	30.39	199.52
24 Hamilton	115.36	10.91	16.93	57.08	200.28
25 Hardee	265.10	49.24	10.28	133.11	457.73
26 Hendry	631.87	90.89	70.12	276.90	1,069.78
27 Hernando	424.69	491.00	223.48	518.09	1,657.26
28 Highlands	546.44	111.44	41.01	337.69	1,036.58
29 Hillsborough	18,499.24	6,708.30	1,469.05	5,382.65	32,059.24
30 Holmes	7.77	7.64	3.52	136.54	155.47
31 Indian River	690.02	427.89	142.80	367.47	1,628.18
32 Jackson	84.13	310.71	22.18	239.54	656.56
33 Jefferson	23.51	37.82	6.98	12.16	80.47
34 Lafayette	63.99	10.29	5.92	73.41	153.61
35 Lake	1,572.99	1,568.64	271.42	1,260.19	4,673.24
36 Lee	8,438.25	1,508.98	294.83	2,309.12	12,551.18
37 Leon	547.41	991.56	200.69	595.46	2,335.12
38 Levy	137.68	50.30	11.45	166.14	365.57
39 Liberty	9.87	90.34	36.09	60.22	196.52
40 Madison	5.33	0.00	0.00	85.78	91.11
41 Manatee	3,848.25	790.65	515.34	1,039.54	6,193.78
42 Marion	1,762.50	1,143.04	185.26	1,389.22	4,480.02
43 Martin	1,685.61	169.38	1,005.66	472.47	3,333.12
44 Monroe	646.51	194.07	45.98	186.81	1,073.37
45 Nassau	127.55	212.11	63.80	439.39	842.85
46 Okaloosa	974.29	751.80	227.45	688.44	2,641.98
47 Okeechobee	638.81	27.20	12.74	189.95	868.70
48 Orange	28,618.90	12,441.23	2,472.42	4,064.37	47,596.92
49 Osceola	11,049.47	1,836.47	685.30	1,675.36	15,246.60
50 Palm Beach	20,751.21	3,988.12	2,091.94	4,280.08	31,111.35
51 Pasco	2,330.71	3,305.81	916.55	1,572.35	8,125.42
52 Pinellas	4,160.95	4,070.53	1,033.43	3,070.02	12,334.93
53 Polk	8,236.48	1,612.57	1,248.97	3,319.72	14,417.74
54 Putnam	458.29	65.79	43.08	349.37	916.53
55 St. Johns	263.78	1,394.46	513.39	746.82	2,918.45
56 St. Lucie	2,767.81	399.89	127.38	872.11	4,167.19
57 Santa Rosa	188.90	1,322.41	190.63	443.02	2,144.96
58 Sarasota	1,760.00	2,036.07	338.35	854.62	4,989.04
59 Seminole	2,634.57	940.78	148.11	1,615.27	5,338.73
60 Sumter	169.63	138.64	7.15	258.13	573.55
61 Suwannee	250.60	8.84	3.69	211.00	474.13
62 Taylor	0.00	14.11	8.55	45.70	68.36
63 Union	0.00	38.52	19.16	92.44	150.12
64 Volusia	2,703.59	2,878.58	217.73	1,825.68	7,625.58
65 Wakulla	7.31	80.01	50.28	146.70	284.30
66 Walton	366.20	12.00	2.23	150.40	530.83
67 Washington	11.04	130.90	103.42	86.95	332.31
69 FAMU Lab School	0.00	0.00	0.00	4.91	4.91
70 FAU - Palm Beach	11.01	0.00	0.00	0.00	11.01
71 FAU - St. Lucie	44.55	13.49	0.00	0.00	58.04
72 FSU Lab - Broward	22.71	0.00	0.00	0.00	22.71
73 FSU Lab - Leon	22.51	0.00	0.00	65.40	87.91
74 UF Lab School	0.00	0.00	0.00	7.69	7.69
75 Virtual School	32.70	0.00	0.00	1,081.03	1,113.73
State	214,847.81	84,205.87	23,772.17	67,955.16	390,781.01

2019-20 FEFP Third Calculation
 Florida Price Level Index (FPLI) and District Cost Differential (DCD)

District	2016	2017	2018	Three-Year	80%	Add	District
	FPLI	FPLI	FPLI	Average	Three-Year		
	-1-	-2-	-3-	-4-	-5-	-6-	-7-
1 Alachua	96.43	97.45	97.51	97.13	77.70	97.70	0.9770
2 Baker	96.94	96.79	96.91	96.88	77.50	97.50	0.9750
3 Bay	95.93	96.77	96.53	96.41	77.13	97.13	0.9713
4 Bradford	96.37	96.22	96.28	96.29	77.03	97.03	0.9703
5 Brevard	98.29	98.43	98.59	98.44	78.75	98.75	0.9875
6 Broward	102.71	102.27	102.41	102.46	81.97	101.97	1.0197
7 Calhoun	91.71	92.51	92.10	92.11	73.69	93.69	0.9369
8 Charlotte	97.00	98.23	98.53	97.92	78.34	98.34	0.9834
9 Citrus	93.45	93.77	93.67	93.63	74.90	94.90	0.9490
10 Clay	98.98	98.83	98.84	98.88	79.11	99.11	0.9911
11 Collier	104.69	106.01	106.27	105.66	84.53	104.53	1.0453
12 Columbia	93.35	94.26	93.82	93.81	75.05	95.05	0.9505
13 Dade	102.33	101.79	101.63	101.92	81.53	101.53	1.0153
14 DeSoto	95.71	96.68	97.08	96.49	77.19	97.19	0.9719
15 Dixie	91.14	92.10	92.59	91.94	73.55	93.55	0.9355
16 Duval	101.34	101.18	101.16	101.23	80.98	100.98	1.0098
17 Escambia	96.60	97.29	96.92	96.94	77.55	97.55	0.9755
18 Flagler	93.92	94.67	94.69	94.43	75.54	95.54	0.9554
19 Franklin	91.13	93.11	92.09	92.11	73.69	93.69	0.9369
20 Gadsden	93.76	94.60	94.28	94.21	75.37	95.37	0.9537
21 Gilchrist	93.24	94.22	94.40	93.95	75.16	95.16	0.9516
22 Glades	96.87	97.87	98.61	97.78	78.23	98.23	0.9823
23 Gulf	92.41	93.22	93.11	92.91	74.33	94.33	0.9433
24 Hamilton	91.03	90.89	90.64	90.85	72.68	92.68	0.9268
25 Hardee	95.12	94.76	95.37	95.08	76.07	96.07	0.9607
26 Hendry	98.34	99.58	100.09	99.34	79.47	99.47	0.9947
27 Hernando	96.51	96.05	95.74	96.10	76.88	96.88	0.9688
28 Highlands	93.01	94.18	94.50	93.90	75.12	95.12	0.9512
29 Hillsborough	101.14	100.66	100.38	100.73	80.58	100.58	1.0058
30 Holmes	92.16	92.78	92.74	92.56	74.05	94.05	0.9405
31 Indian River	100.54	100.18	100.11	100.28	80.22	100.22	1.0022
32 Jackson	91.30	93.06	92.24	92.20	73.76	93.76	0.9376
33 Jefferson	93.51	94.35	94.00	93.95	75.16	95.16	0.9516
34 Lafayette	89.73	90.67	90.80	90.40	72.32	92.32	0.9232
35 Lake	97.23	97.38	97.52	97.38	77.90	97.90	0.9790
36 Lee	100.95	102.23	102.59	101.92	81.54	101.54	1.0154
37 Leon	96.30	97.16	96.78	96.75	77.40	97.40	0.9740
38 Levy	93.09	94.07	94.34	93.83	75.07	95.07	0.9507
39 Liberty	91.27	92.08	92.17	91.84	73.47	93.47	0.9347
40 Madison	90.33	91.86	91.44	91.21	72.97	92.97	0.9297
41 Manatee	97.85	98.07	98.45	98.12	78.50	98.50	0.9850
42 Marion	93.29	93.88	93.59	93.59	74.87	94.87	0.9487
43 Martin	101.89	101.83	102.20	101.97	81.58	101.58	1.0158
44 Monroe	103.33	105.47	106.39	105.06	84.05	104.05	1.0405
45 Nassau	98.58	98.76	98.88	98.74	78.99	98.99	0.9899
46 Okaloosa	98.69	99.34	99.25	99.09	79.27	99.27	0.9927
47 Okeechobee	97.29	96.98	97.53	97.27	77.81	97.81	0.9781
48 Orange	100.71	100.87	100.85	100.81	80.65	100.65	1.0065
49 Osceola	98.38	98.53	98.53	98.48	78.78	98.78	0.9878
50 Palm Beach	105.67	105.04	105.26	105.32	84.26	104.26	1.0426
51 Pasco	98.43	97.96	97.76	98.05	78.44	98.44	0.9844
52 Pinellas	100.33	99.82	99.61	99.92	79.94	99.94	0.9994
53 Polk	96.50	96.20	96.05	96.25	77.00	97.00	0.9700
54 Putnam	95.21	95.06	95.07	95.11	76.09	96.09	0.9609
55 St. Johns	100.29	101.02	100.98	100.76	80.61	100.61	1.0061
56 St. Lucie	99.86	99.81	100.29	99.99	79.99	99.99	0.9999
57 Santa Rosa	96.79	96.95	96.92	96.89	77.51	97.51	0.9751
58 Sarasota	100.16	100.39	100.94	100.50	80.40	100.40	1.0040
59 Seminole	99.28	99.44	99.30	99.34	79.47	99.47	0.9947
60 Sumter	95.07	96.03	96.49	95.86	76.69	96.69	0.9669
61 Suwannee	91.41	92.70	92.40	92.17	73.74	93.74	0.9374
62 Taylor	90.42	92.08	91.18	91.23	72.98	92.98	0.9298
63 Union	95.30	95.15	95.06	95.17	76.14	96.14	0.9614
64 Volusia	95.57	95.72	95.73	95.67	76.54	96.54	0.9654
65 Wakulla	93.82	94.66	94.39	94.29	75.43	95.43	0.9543
66 Walton	96.47	98.06	98.01	97.51	78.01	98.01	0.9801
67 Washington	92.18	92.99	92.81	92.66	74.13	94.13	0.9413
69 FAMU Lab School	96.30	97.16	96.78	96.75	77.40	97.40	0.9740
70 FAU - Palm Beach	105.67	105.04	105.26	105.32	84.26	104.26	1.0426
71 FAU - St. Lucie	99.86	99.81	100.29	99.99	79.99	99.99	0.9999
72 FSU Lab - Broward	102.71	102.27	102.41	102.46	81.97	101.97	1.0197
73 FSU Lab - Leon	96.30	97.16	96.78	96.75	77.40	97.40	0.9740
74 UF Lab School	96.43	97.45	97.51	97.13	77.70	97.70	0.9770
75 Virtual School	100.00	100.00	100.00	100.00	80.00	100.00	1.0000

2019-20 FEFP Third Calculation
Program Cost Factors

Program Name	Program Number	Program Cost Factor
1 Basic Programs		
Basic Education Grades K-3	101	1.120
Basic Education Grades 4-8	102	1.000
Basic Education Grades 9-12	103	1.005
2 Special Programs for At-Risk Students		
ESOL/Intensive English Grades K-12	130	1.181
3 Special Programs for Exceptional Students		
ESE Support Level IV	254	3.637
ESE Support Level V	255	5.587
4 Special Programs for Career Education (9-12)		
Career Education Grades 9-12	300	1.005

2019-20 FEFP Third Calculation
Declining Enrollment Supplement

District	2018-19	2019-20	Unweighted	25%	2018-19	2018-19	Declining
	Unweighted FTE	Unweighted FTE	FTE Decline	Declining Enrollment	Base Funding	Base Funding Per FTE	Enrollment Supplement
	-1-	-2-	-3-	-4-	-5-	-6-	-7-
1 Alachua	29,078.77	29,244.58	0.00	0.00	128,336,209	4,413.40	0
2 Baker	4,891.42	4,873.69	17.73	4.43	21,340,410	4,362.83	19,327
3 Bay	25,747.11	24,557.11	1,190.00	297.50	118,855,050	4,616.25	1,373,334
4 Bradford	3,021.93	2,930.87	91.06	22.77	13,179,825	4,361.39	99,309
5 Brevard	72,645.69	73,272.02	0.00	0.00	329,804,332	4,539.90	0
6 Broward	267,806.79	268,012.92	0.00	0.00	1,257,202,955	4,694.44	0
7 Calhoun	2,125.80	2,113.83	11.97	2.99	9,055,202	4,259.67	12,736
8 Charlotte	15,478.71	15,570.89	0.00	0.00	69,762,256	4,506.98	0
9 Citrus	15,092.86	15,303.47	0.00	0.00	64,448,635	4,270.14	0
10 Clay	37,780.35	38,299.59	0.00	0.00	171,751,394	4,546.05	0
11 Collier	46,786.26	47,322.41	0.00	0.00	227,549,357	4,863.59	0
12 Columbia	10,019.15	10,091.56	0.00	0.00	42,109,955	4,202.95	0
13 Dade	345,550.87	344,789.93	760.94	190.24	1,617,294,428	4,680.34	890,388
14 DeSoto	4,845.34	4,890.26	0.00	0.00	20,876,275	4,308.53	0
15 Dixie	2,196.13	2,223.36	0.00	0.00	9,103,718	4,145.35	0
16 Duval	129,122.63	130,447.37	0.00	0.00	594,374,837	4,603.18	0
17 Escambia	39,619.87	39,705.83	0.00	0.00	176,258,138	4,448.73	0
18 Flagler	12,848.86	12,842.38	6.48	1.62	54,621,930	4,251.11	6,887
19 Franklin	1,242.29	1,256.14	0.00	0.00	5,268,423	4,240.90	0
20 Gadsden	4,856.08	4,815.27	40.81	10.20	20,924,405	4,308.91	43,951
21 Gilchrist	2,644.12	2,743.19	0.00	0.00	11,601,743	4,387.75	0
22 Glades	1,750.10	1,784.47	0.00	0.00	7,584,245	4,333.61	0
23 Gulf	1,850.05	1,866.72	0.00	0.00	8,078,524	4,366.65	0
24 Hamilton	1,540.97	1,558.35	0.00	0.00	6,362,510	4,128.90	0
25 Hardee	5,073.12	5,060.47	12.65	3.16	21,673,377	4,272.20	13,500
26 Hendry	7,100.72	8,631.30	0.00	0.00	31,850,805	4,485.57	0
27 Hernando	22,725.32	23,065.84	0.00	0.00	99,559,775	4,381.01	0
28 Highlands	12,271.69	12,142.29	129.40	32.35	51,900,286	4,229.27	136,817
29 Hillsborough	215,429.19	218,593.02	0.00	0.00	996,447,443	4,625.41	0
30 Holmes	3,126.54	3,093.85	32.69	8.17	12,877,396	4,118.74	33,650
31 Indian River	17,418.03	17,481.85	0.00	0.00	79,247,198	4,549.72	0
32 Jackson	6,187.99	6,075.03	112.96	28.24	26,564,760	4,292.95	121,233
33 Jefferson	759.04	766.47	0.00	0.00	3,214,798	4,235.35	0
34 Lafayette	1,187.53	1,206.61	0.00	0.00	4,948,216	4,166.81	0
35 Lake	43,408.89	44,486.78	0.00	0.00	193,974,685	4,468.55	0
36 Lee	92,895.22	94,315.64	0.00	0.00	426,116,256	4,587.06	0
37 Leon	34,033.10	33,832.94	200.16	50.04	150,711,845	4,428.39	221,597
38 Levy	5,384.43	5,414.04	0.00	0.00	23,248,366	4,317.70	0
39 Liberty	1,306.36	1,295.88	10.48	2.62	5,830,529	4,463.19	11,694
40 Madison	2,601.85	2,524.09	77.76	19.44	10,591,004	4,070.57	79,132
41 Manatee	48,852.61	49,538.80	0.00	0.00	218,311,405	4,468.78	0
42 Marion	42,489.74	43,252.30	0.00	0.00	181,570,196	4,273.27	0
43 Martin	18,378.91	18,771.60	0.00	0.00	87,175,704	4,743.25	0
44 Monroe	8,154.34	8,397.29	0.00	0.00	38,168,773	4,680.79	0
45 Nassau	12,121.90	12,305.01	0.00	0.00	54,186,913	4,470.17	0
46 Okaloosa	31,449.44	32,060.72	0.00	0.00	142,296,610	4,524.62	0
47 Okeechobee	6,408.05	6,600.93	0.00	0.00	27,793,510	4,337.28	0
48 Orange	206,450.84	207,165.16	0.00	0.00	977,058,721	4,732.65	0
49 Osceola	67,632.30	69,264.62	0.00	0.00	305,751,089	4,520.79	0
50 Palm Beach	190,145.58	192,697.69	0.00	0.00	929,330,555	4,887.47	0
51 Pasco	74,323.92	76,193.41	0.00	0.00	335,470,553	4,513.63	0
52 Pinellas	98,973.07	98,430.98	542.09	135.52	453,633,449	4,583.40	621,142
53 Polk	104,305.23	106,947.43	0.00	0.00	457,453,805	4,385.72	0
54 Putnam	10,671.39	10,601.83	69.56	17.39	45,607,656	4,273.83	74,322
55 St. Johns	41,119.21	42,847.42	0.00	0.00	190,231,434	4,626.34	0
56 St. Lucie	40,384.32	41,119.17	0.00	0.00	180,361,905	4,466.14	0
57 Santa Rosa	27,956.74	28,671.32	0.00	0.00	124,422,158	4,450.52	0
58 Sarasota	42,958.16	43,607.40	0.00	0.00	201,944,710	4,700.96	0
59 Seminole	67,246.99	67,149.18	97.81	24.45	304,101,688	4,522.16	110,567
60 Sumter	8,598.73	8,714.66	0.00	0.00	36,806,525	4,280.46	0
61 Suwannee	5,920.34	5,904.98	15.36	3.84	24,587,437	4,153.04	15,948
62 Taylor	2,573.64	2,655.83	0.00	0.00	10,976,577	4,265.00	0
63 Union	2,271.67	2,334.12	0.00	0.00	9,774,683	4,302.86	0
64 Volusia	62,026.53	62,137.81	0.00	0.00	273,917,874	4,416.14	0
65 Wakulla	5,043.51	5,072.14	0.00	0.00	21,538,923	4,270.62	0
66 Walton	9,629.70	10,273.03	0.00	0.00	41,620,131	4,322.06	0
67 Washington	3,375.42	3,416.54	0.00	0.00	14,530,647	4,304.84	0
69 FAMU Lab School	622.62	593.68	28.94	7.24	2,647,728	4,252.56	30,789
70 FAU - Palm Beach	1,146.46	1,207.02	0.00	0.00	5,144,596	4,487.38	0
71 FAU - St. Lucie	1,410.18	1,451.25	0.00	0.00	6,236,274	4,422.32	0
72 FSU Lab - Broward	707.78	712.66	0.00	0.00	3,255,972	4,600.26	0
73 FSU Lab - Leon	1,723.15	1,780.63	0.00	0.00	7,368,339	4,276.09	0
74 UF Lab School	1,146.76	1,126.71	20.05	5.01	4,890,501	4,264.62	21,366
75 Virtual School	36,242.83	36,633.04	0.00	0.00	155,209,738	4,282.49	0
State	2,831,913.23	2,858,138.67	3,468.90	867.22	12,997,878,274	326,596.55	3,937,689

District	2019-20 Unweighted FTE ¹	High School Centers	High School Centers Capped at 4	Sparsity Index 1,000 Minimum ²	Sparsity Factor	2019-20 Funded Weighted FTE	Initial Computed Sparsity Supplement ³	Funds Per FTE	Computed Sparsity Supplement
	-1-	-2-	-3-	-4-	-5-	-6-	-7-	-8-	-9-
1 Alachua	29,244.58	7	3	9,748	0.0000	31,702.31	0	0.00	0
2 Baker	4,873.69	1	1	4,874	0.0354	5,222.64	790,751	162.25	790,751
3 Bay	24,557.11	5	3	8,186	0.0000	28,035.22	0	0.00	0
4 Bradford	2,930.87	1	1	2,931	0.0856	3,162.59	1,158,263	395.19	1,158,263
5 Brevard	73,272.02	16	3	24,424	0.0000	80,770.41	0	0.00	0
6 Broward	268,012.92	31	3	89,338	0.0000	294,912.00	0	0.00	0
7 Calhoun	2,113.83	2	2	1,057	0.1832	2,302.41	1,804,997	853.90	1,804,997
8 Charlotte	15,570.89	3	3	5,190	0.0296	17,023.24	2,153,469	138.30	2,153,469
9 Citrus	15,303.47	3	3	5,101	0.0312	16,493.28	2,198,655	143.67	2,198,655
10 Clay	38,299.59	7	3	12,767	0.0000	41,893.99	0	0.00	0
11 Collier	47,322.41	8	3	15,774	0.0000	52,892.20	0	0.00	0
12 Columbia	10,091.56	2	2	5,046	0.0322	10,699.80	1,472,138	145.88	1,472,138
13 Dade	344,789.93	49	3	114,930	0.0000	378,610.27	0	0.00	0
14 DeSoto	4,890.26	1	1	4,890	0.0351	5,163.95	775,235	158.53	775,235
15 Dixie	2,223.36	1	1	2,223	0.1137	2,364.84	1,150,983	517.68	1,150,983
16 Duval	130,447.37	21	3	43,482	0.0000	142,170.75	0	0.00	0
17 Escambia	39,705.83	7	3	13,235	0.0000	43,352.76	0	0.00	0
18 Flagler	12,842.38	2	2	6,421	0.0107	13,753.88	630,386	49.09	1,284,192
19 Franklin	1,256.14	1	1	1,256	0.1684	1,362.79	982,350	782.04	982,350
20 Gadsden	4,815.27	1	1	4,815	0.0365	5,188.61	811,134	168.45	811,134
21 Gilchrist	2,743.19	2	2	1,372	0.1605	3,068.03	2,107,301	768.19	2,107,301
22 Glades	1,784.47	1	1	1,784	0.1356	1,893.39	1,099,056	615.90	1,099,056
23 Gulf	1,866.72	2	2	1,000	0.1877	2,079.20	1,670,228	894.74	1,670,228
24 Hamilton	1,558.35	1	1	1,558	0.1487	1,669.68	1,062,375	681.73	1,062,375
25 Hardee	5,060.47	1	1	5,060	0.0319	5,364.24	732,303	144.71	732,303
26 Hendry	8,631.30	2	2	4,316	0.0470	9,270.72	1,862,692	215.81	1,862,692
27 Hernando	23,065.84	5	4	5,766	0.0201	24,913.10	2,137,638	92.68	2,306,480
28 Highlands	12,142.29	3	3	4,047	0.0532	12,939.37	2,946,999	242.71	2,946,999
29 Hillsborough	218,593.02	27	3	72,864	0.0000	239,921.74	0	0.00	0
30 Holmes	3,093.85	4	3	1,031	0.1852	3,252.94	2,578,573	833.45	2,578,573
31 Indian River	17,481.85	2	2	8,741	0.0000	18,944.43	0	0.00	0
32 Jackson	6,075.03	5	3	2,025	0.1231	6,643.74	3,499,957	576.12	3,499,957
33 Jefferson	766.47	1	1	1,000	0.1877	837.58	672,831	877.83	672,831
34 Lafayette	1,206.61	1	1	1,207	0.1719	1,311.51	964,973	799.74	964,973
35 Lake	44,486.78	8	3	14,829	0.0000	48,696.17	0	0.00	0
36 Lee	94,315.64	14	3	31,439	0.0000	102,361.47	0	0.00	0
37 Leon	33,832.94	5	3	11,278	0.0000	36,925.29	0	0.00	0
38 Levy	5,414.04	4	3	1,805	0.1345	5,883.82	3,386,424	625.49	3,386,424
39 Liberty	1,295.88	1	1	1,296	0.1657	1,462.90	1,037,046	800.26	1,037,046
40 Madison	2,524.09	1	1	2,524	0.1008	2,653.30	1,144,902	453.59	1,144,902
41 Manatee	49,538.80	6	3	16,513	0.0000	53,724.66	0	0.00	0
42 Marion	43,252.30	7	3	14,417	0.0000	46,941.16	0	0.00	0
43 Martin	18,771.60	3	3	6,257	0.0129	20,874.53	1,154,174	61.49	1,877,068
44 Monroe	8,397.29	3	3	2,799	0.0903	9,153.60	3,536,515	421.15	3,536,515
45 Nassau	12,305.01	4	3	4,102	0.0519	13,291.49	2,952,113	239.91	2,952,113
46 Okaloosa	32,060.72	6	3	10,687	0.0000	34,978.02	0	0.00	0
47 Okeechobee	6,600.93	1	1	6,601	0.0084	7,032.34	251,894	38.16	660,096
48 Orange	207,165.16	20	3	69,055	0.0000	233,035.90	0	0.00	0
49 Osceola	69,264.62	9	3	23,088	0.0000	75,648.56	0	0.00	0
50 Palm Beach	192,697.69	25	3	64,233	0.0000	215,700.35	0	0.00	0
51 Pasco	76,193.41	14	3	25,398	0.0000	83,670.55	0	0.00	0
52 Pinellas	98,430.98	16	3	32,810	0.0000	108,727.75	0	0.00	0
53 Polk	106,947.43	16	3	35,649	0.0000	115,648.20	0	0.00	0
54 Putnam	10,601.83	4	3	3,534	0.0667	11,316.29	3,228,207	304.50	3,228,207
55 St. Johns	42,847.42	6	3	14,282	0.0000	47,852.69	0	0.00	0
56 St. Lucie	41,119.17	6	3	13,706	0.0000	44,231.87	0	0.00	0
57 Santa Rosa	28,671.32	6	3	9,557	0.0000	31,351.63	0	0.00	0
58 Sarasota	43,607.40	7	3	14,536	0.0000	48,831.43	0	0.00	0
59 Seminole	67,149.18	9	3	22,383	0.0000	73,259.22	0	0.00	0
60 Sumter	8,714.66	2	2	4,357	0.0460	9,327.62	1,837,800	210.89	1,837,800
61 Suwannee	5,904.98	2	2	2,952	0.0849	6,286.95	2,283,153	386.65	2,283,153
62 Taylor	2,655.83	1	1	2,656	0.0956	2,945.37	1,205,386	453.86	1,205,386
63 Union	2,334.12	1	1	2,334	0.1088	2,497.32	1,162,667	498.12	1,162,667
64 Volusia	62,137.81	10	3	20,713	0.0000	67,893.66	0	0.00	0
65 Wakulla	5,072.14	1	1	5,072	0.0317	5,463.86	740,759	146.04	740,759
66 Walton	10,273.03	4	3	3,424	0.0698	10,945.16	3,270,816	318.39	3,270,816
67 Washington	3,416.54	2	2	1,708	0.1399	3,801.67	2,275,737	666.09	2,275,737
69 FAMU Lab School	593.68	1	1	1,000	0.1877	615.40	494,353	832.69	494,353
70 FAU - Palm Beach	1,207.02	1	1	1,207	0.1719	1,238.54	911,284	754.99	911,284
71 FAU - St. Lucie	1,451.25	0	0	0	0.0000	1,535.24	0	0.00	0
72 FSU Lab - Broward	712.66	0	0	0	0.0000	766.58	0	0.00	0
73 FSU Lab - Leon	1,780.63	1	1	1,781	0.1358	1,879.45	1,092,251	613.41	1,092,251
74 UF Lab School	1,126.71	1	1	1,127	0.1778	1,181.64	899,254	798.12	899,254
75 Virtual School	36,633.04	0	0	0	0.0000	37,520.40	0	0.00	0
State	2,858,138.67	454	162			3,136,339.66	68,128,022		70,081,766

1. If unweighted FTE is greater than 24,000, district is not eligible for sparsity supplement.
 2. If sparsity index is greater than 7,308, sparsity factor is set to zero and district is not eligible for supplement.
 3. Funded weighted FTE x Base Student Allocation x Sparsity Factor.

2019-20 FEFP Third Calculation
Sparsity Supplement - Wealth Adjustment (part 1)

District	0.748 Potential Discretionary Local Effort	2019-20 Unweighted FTE	Potential Discretionary Local Effort per FTE	Per FTE Amount Above State Average	Discretionary Wealth Adjustment Amount ¹	Wealth Adjusted Sparsity Supplement ²	Initial Prorated Sparsity Supplement
	-1-	-2-	-3-	-4-	-5-	-6-	-7-
1 Alachua	12,368,223	29,244.58	422.92	0.00	0	0	0
2 Baker	750,996	4,873.69	154.09	0.00	0	790,751	757,216
3 Bay	12,337,995	24,557.11	502.42	0.00	0	0	0
4 Bradford	748,528	2,930.87	255.39	0.00	0	1,158,263	1,109,142
5 Brevard	32,640,811	73,272.02	445.47	0.00	0	0	0
6 Broward	155,920,616	268,012.92	581.77	0.00	0	0	0
7 Calhoun	307,606	2,113.83	145.52	0.00	0	1,804,997	1,728,448
8 Charlotte	14,071,228	15,570.89	903.69	350.38	(2,153,469)	0	0
9 Citrus	7,951,267	15,303.47	519.57	0.00	0	2,198,655	2,105,412
10 Clay	9,125,967	38,299.59	238.28	0.00	0	0	0
11 Collier	70,308,025	47,322.41	1,485.72	0.00	0	0	0
12 Columbia	2,251,717	10,091.56	223.13	0.00	0	1,472,138	1,409,706
13 Dade	243,855,072	344,789.93	707.26	0.00	0	0	0
14 DeSoto	1,400,243	4,890.26	286.33	0.00	0	775,235	742,358
15 Dixie	407,005	2,223.36	183.06	0.00	0	1,150,983	1,102,171
16 Duval	53,731,822	130,447.37	411.90	0.00	0	0	0
17 Escambia	14,694,333	39,705.83	370.08	0.00	0	0	0
18 Flagler	7,462,055	12,842.38	581.05	27.74	(356,248)	927,944	888,591
19 Franklin	1,592,536	1,256.14	1,267.80	714.49	(897,499)	84,851	81,253
20 Gadsden	1,154,382	4,815.27	239.73	0.00	0	811,134	776,734
21 Gilchrist	594,483	2,743.19	216.71	0.00	0	2,107,301	2,017,932
22 Glades	513,693	1,784.47	287.87	0.00	0	1,099,056	1,052,446
23 Gulf	1,257,275	1,866.72	673.52	120.21	(224,398)	1,445,830	1,384,513
24 Hamilton	650,730	1,558.35	417.58	0.00	0	1,062,375	1,017,320
25 Hardee	1,229,301	5,060.47	242.92	0.00	0	732,303	701,247
26 Hendry	1,672,048	8,631.30	193.72	0.00	0	1,862,692	1,783,696
27 Hernando	7,582,248	23,065.84	328.72	0.00	0	2,306,480	2,208,664
28 Highlands	3,953,902	12,142.29	325.63	0.00	0	2,946,999	2,822,019
29 Hillsborough	81,121,496	218,593.02	371.11	0.00	0	0	0
30 Holmes	380,628	3,093.85	123.03	0.00	0	2,578,573	2,469,217
31 Indian River	14,297,336	17,481.85	817.84	0.00	0	0	0
32 Jackson	1,174,623	6,075.03	193.35	0.00	0	3,499,957	3,351,526
33 Jefferson	490,219	766.47	639.58	86.27	(66,123)	606,708	580,978
34 Lafayette	208,059	1,206.61	172.43	0.00	0	964,973	924,049
35 Lake	18,062,807	44,486.78	406.03	0.00	0	0	0
36 Lee	65,236,243	94,315.64	691.68	0.00	0	0	0
37 Leon	13,657,541	33,832.94	403.68	0.00	0	0	0
38 Levy	1,552,378	5,414.04	286.73	0.00	0	3,386,424	3,242,808
39 Liberty	202,280	1,295.88	156.09	0.00	0	1,037,046	993,066
40 Madison	541,247	2,524.09	214.43	0.00	0	1,144,902	1,096,347
41 Manatee	29,965,826	49,538.80	604.90	0.00	0	0	0
42 Marion	15,060,618	43,252.30	348.20	0.00	0	0	0
43 Martin	17,406,427	18,771.60	927.27	373.96	(1,877,068)	0	0
44 Monroe	22,056,892	8,397.29	2,626.67	2,073.36	(3,536,515)	0	0
45 Nassau	7,249,281	12,305.01	589.13	35.82	(440,765)	2,511,348	2,404,843
46 Okaloosa	14,372,184	32,060.72	448.28	0.00	0	0	0
47 Okeechobee	1,664,441	6,600.93	252.15	0.00	0	660,096	632,102
48 Orange	112,058,647	207,165.16	540.91	0.00	0	0	0
49 Osceola	22,202,008	69,264.62	320.54	0.00	0	0	0
50 Palm Beach	151,751,230	192,697.69	787.51	0.00	0	0	0
51 Pasco	23,519,232	76,193.41	308.68	0.00	0	0	0
52 Pinellas	66,681,405	98,430.98	677.44	0.00	0	0	0
53 Polk	29,335,032	106,947.43	274.29	0.00	0	0	0
54 Putnam	3,086,601	10,601.83	291.14	0.00	0	3,228,207	3,091,301
55 St. Johns	22,125,235	42,847.42	516.37	0.00	0	0	0
56 St. Lucie	17,991,976	41,119.17	437.56	0.00	0	0	0
57 Santa Rosa	8,304,881	28,671.32	289.66	0.00	0	0	0
58 Sarasota	47,688,837	43,607.40	1,093.60	0.00	0	0	0
59 Seminole	27,899,034	67,149.18	415.48	0.00	0	0	0
60 Sumter	10,310,449	8,714.66	1,183.12	629.81	(1,837,800)	0	0
61 Suwannee	1,531,123	5,904.98	259.29	0.00	0	2,283,153	2,186,326
62 Taylor	1,078,952	2,655.83	406.26	0.00	0	1,205,386	1,154,266
63 Union	202,346	2,334.12	86.69	0.00	0	1,162,667	1,113,359
64 Volusia	29,576,463	62,137.81	475.98	0.00	0	0	0
65 Wakulla	1,066,111	5,072.14	210.19	0.00	0	740,759	709,344
66 Walton	15,704,346	10,273.03	1,528.70	975.39	(3,270,816)	0	0
67 Washington	681,177	3,416.54	199.38	0.00	0	2,275,737	2,179,225
69 FAMU Lab School	239,657	593.68	403.68	0.00	0	494,353	473,388
70 FAU - Palm Beach	950,540	1,207.02	787.51	234.20	(282,684)	628,600	601,941
71 FAU - St. Lucie	635,009	1,451.25	437.56	0.00	0	0	0
72 FSU Lab - Broward	414,604	712.66	581.77	0.00	0	0	0
73 FSU Lab - Leon	718,805	1,780.63	403.68	0.00	0	1,092,251	1,045,929
74 UF Lab School	476,508	1,126.71	422.92	0.00	0	899,254	861,117
75 Virtual School	19,969,403	36,633.04	545.12	0.00	0	0	0
State	1,581,434,244	2,858,138.67	553.31		(14,943,385)	55,138,381	52,800,000

1. Column 2 x column 4 equals the wealth adjustment for districts with 24,000 and fewer FTE students.
 2. Sum of column 5 and column 9 from previous Sparsity Supplement page. Negative numbers set to zero.

2019-20 FEFP Third Calculation
Sparsity Supplement - Wealth Adjustment (part 2)

District	Discretionary Wealth Adjustment	Total Formula Funds	2019-20 Unweighted FTE	Total Funds per FTE	Total Funds Amount Below State Average	Total Funds Amount below State Average	Discretionary Wealth Adj. Offset by Col. 6	Computed Sparsity Supplement	Wealth Adjusted Sparsity Supplement	Sparsity Supplement
	-1-	-2-	-3-	-4-	-5-	-6-	-7-	-8-	-9-	-10-
1 Alachua	0	217,001,474	29,244.58	7,420.23	0	0	0	0	0	0
2 Baker	0	37,282,851	4,873.69	7,649.82	0	0	0	790,751	790,751	748,154
3 Bay	0	187,816,743	24,557.11	7,648.16	0	0	0	0	0	0
4 Bradford	0	23,824,611	2,930.87	8,128.85	0	0	0	1,158,263	1,158,263	1,095,869
5 Brevard	0	552,544,130	73,272.02	7,541.00	0	0	0	0	0	0
6 Broward	0	2,032,787,184	268,012.92	7,584.66	0	0	0	0	0	0
7 Calhoun	0	17,441,924	2,113.83	8,251.34	0	0	0	1,804,997	1,804,997	1,707,765
8 Charlotte	(2,153,469)	121,322,560	15,570.89	7,791.63	0	0	(2,153,469)	2,153,469	0	0
9 Citrus	0	114,074,119	15,303.47	7,454.13	0	0	0	2,198,655	2,198,655	2,080,217
10 Clay	0	286,641,932	38,299.59	7,484.20	0	0	0	0	0	0
11 Collier	0	420,175,877	47,322.41	8,879.00	0	0	0	0	0	0
12 Columbia	0	75,360,745	10,091.56	7,467.70	0	0	0	1,472,138	1,472,138	1,392,836
13 Dade	0	2,662,707,887	344,789.93	7,722.70	0	0	0	0	0	0
14 DeSoto	0	37,491,905	4,890.26	7,666.65	0	0	0	775,235	775,235	733,474
15 Dixie	0	17,347,131	2,223.36	7,802.21	0	0	0	1,150,983	1,150,983	1,088,981
16 Duval	0	987,238,919	130,447.37	7,568.10	0	0	0	0	0	0
17 Escambia	0	298,594,372	39,705.83	7,520.16	0	0	0	0	0	0
18 Flagler	(356,248)	95,028,306	12,842.38	7,399.59	(221)	(2,833,029)	0	1,284,192	1,284,192	1,215,015
19 Franklin	(897,499)	10,738,307	1,256.14	8,548.65	0	0	(897,499)	982,350	84,851	80,280
20 Gadsden	0	37,582,330	4,815.27	7,804.82	0	0	0	811,134	811,134	767,439
21 Gilchrist	0	22,861,145	2,743.19	8,333.78	0	0	0	2,107,301	2,107,301	1,993,784
22 Glades	0	14,923,105	1,784.47	8,362.77	0	0	0	1,099,056	1,099,056	1,039,852
23 Gulf	(224,398)	15,573,047	1,866.72	8,342.47	0	0	(224,398)	1,670,228	1,445,830	1,367,945
24 Hamilton	0	13,314,712	1,558.35	8,544.11	0	0	0	1,062,375	1,062,375	1,005,146
25 Hardee	0	37,323,388	5,060.47	7,375.48	0	0	0	732,303	732,303	692,855
26 Hendry	0	63,665,573	8,631.30	7,376.13	0	0	0	1,862,692	1,862,692	1,762,352
27 Hernando	0	172,783,993	23,065.84	7,490.90	0	0	0	2,306,480	2,306,480	2,182,234
28 Highlands	0	89,342,598	12,142.29	7,357.97	0	0	0	2,946,999	2,946,999	2,788,249
29 Hillsborough	0	1,649,856,987	218,593.02	7,547.62	0	0	0	0	0	0
30 Holmes	0	24,561,208	3,093.85	7,938.72	0	0	0	2,578,573	2,578,573	2,439,669
31 Indian River	0	134,063,525	17,481.85	7,668.73	0	0	0	0	0	0
32 Jackson	0	47,553,865	6,075.03	7,827.76	0	0	0	3,499,957	3,499,957	3,311,420
33 Jefferson	(66,123)	7,397,202	766.47	9,651.00	0	0	(66,123)	672,831	606,708	574,026
34 Lafayette	0	9,934,848	1,206.61	8,233.69	0	0	0	964,973	964,973	912,991
35 Lake	0	329,729,986	44,486.78	7,411.86	0	0	0	0	0	0
36 Lee	0	732,249,080	94,315.64	7,763.81	0	0	0	0	0	0
37 Leon	0	255,488,943	33,832.94	7,551.49	0	0	0	0	0	0
38 Levy	0	42,924,525	5,414.04	7,928.37	0	0	0	3,386,424	3,386,424	3,204,003
39 Liberty	0	11,208,397	1,295.88	8,649.26	0	0	0	1,037,046	1,037,046	981,182
40 Madison	0	20,014,713	2,524.09	7,929.48	0	0	0	1,144,902	1,144,902	1,083,228
41 Manatee	0	370,418,936	49,538.80	7,477.35	0	0	0	0	0	0
42 Marion	0	318,634,996	43,252.30	7,366.89	0	0	0	0	0	0
43 Martin	(1,877,068)	150,298,253	18,771.60	8,006.68	0	0	(1,877,068)	1,877,068	0	0
44 Monroe	(3,536,515)	83,446,269	8,397.29	9,937.29	0	0	(3,536,515)	3,536,515	0	0
45 Nassau	(440,765)	93,455,009	12,305.01	7,594.87	(25)	(311,563)	(129,202)	2,952,113	2,822,911	2,670,845
46 Okaloosa	0	244,629,972	32,060.72	7,630.21	0	0	0	0	0	0
47 Okeechobee	0	50,433,507	6,600.93	7,640.36	0	0	0	660,096	660,096	624,538
48 Orange	0	1,564,768,472	207,165.16	7,553.24	0	0	0	0	0	0
49 Osceola	0	507,386,186	69,264.62	7,325.33	0	0	0	0	0	0
50 Palm Beach	0	1,547,111,707	192,697.69	8,028.70	0	0	0	0	0	0
51 Pasco	0	573,017,706	76,193.41	7,520.57	0	0	0	0	0	0
52 Pinellas	0	759,617,035	98,430.98	7,717.26	0	0	0	0	0	0
53 Polk	0	792,140,041	106,947.43	7,406.82	0	0	0	0	0	0
54 Putnam	0	81,778,154	10,601.83	7,713.59	0	0	0	3,228,207	3,228,207	3,054,309
55 St. Johns	0	325,152,494	42,847.42	7,588.61	0	0	0	0	0	0
56 St. Lucie	0	310,452,524	41,119.17	7,550.07	0	0	0	0	0	0
57 Santa Rosa	0	215,518,606	28,671.32	7,516.87	0	0	0	0	0	0
58 Sarasota	0	360,182,527	43,607.40	8,259.67	0	0	0	0	0	0
59 Seminole	0	495,384,349	67,149.18	7,377.37	0	0	0	0	0	0
60 Sumter	(1,837,800)	68,556,434	8,714.66	7,866.79	0	0	(1,837,800)	1,837,800	0	0
61 Suwannee	0	43,809,437	5,904.98	7,419.07	0	0	0	2,283,153	2,283,153	2,160,163
62 Taylor	0	21,191,204	2,655.83	7,979.13	0	0	0	1,205,386	1,205,386	1,140,454
63 Union	0	18,350,016	2,334.12	7,861.64	0	0	0	1,162,667	1,162,667	1,100,036
64 Volusia	0	457,827,153	62,137.81	7,367.93	0	0	0	0	0	0
65 Wakulla	0	38,106,342	5,072.14	7,512.87	0	0	0	740,759	740,759	700,855
66 Walton	(3,270,816)	84,716,416	10,273.03	8,246.49	0	0	(3,270,816)	3,270,816	0	0
67 Washington	0	27,612,805	3,416.54	8,082.10	0	0	0	2,275,737	2,275,737	2,153,147
69 FAMU Lab School	0	5,318,576	593.68	8,958.66	0	0	0	494,353	494,353	467,723
70 FAU - Palm Beach	(282,684)	10,148,646	1,207.02	8,408.02	0	0	(282,684)	911,284	628,600	594,738
71 FAU - St. Lucie	0	10,916,212	1,451.25	7,521.94	0	0	0	0	0	0
72 FSU Lab - Broward	0	5,990,182	712.66	8,405.39	0	0	0	0	0	0
73 FSU Lab - Leon	0	13,613,790	1,780.63	7,645.49	0	0	0	1,092,251	1,092,251	1,033,413
74 UF Lab School	0	9,409,370	1,126.71	8,351.19	0	0	0	899,254	899,254	850,813
75 Virtual School	0	192,381,527	36,633.04	5,251.59	0	0	0	0	0	0
State	(14,943,385)	21,779,549,000	2,858,139	7,620.19	(3,144,592)	(14,275,574)	70,081,766	55,806,192	52,800,000	

2019-20 FEFP Third Calculation
 State-Funded Discretionary Contribution

District	2019-20	Potential	Potential	Per FTE	Total
	Unweighted	0.748	0.748	Amount in	Discretionary
	FTE	Discretionary	DLE	Lab School	Contribution ¹
	-1-	-2-	-3-	-4-	-5-
	Local Effort	Per FTE	District		
1 Alachua	29,244.58	12,368,223	422.92	0.00	0
2 Baker	4,873.69	750,996	154.09	0.00	0
3 Bay	24,557.11	12,337,995	502.42	0.00	0
4 Bradford	2,930.87	748,528	255.39	0.00	0
5 Brevard	73,272.02	32,640,811	445.47	0.00	0
6 Broward	268,012.92	155,920,616	581.77	0.00	0
7 Calhoun	2,113.83	307,606	145.52	0.00	0
8 Charlotte	15,570.89	14,071,228	903.69	0.00	0
9 Citrus	15,303.47	7,951,267	519.57	0.00	0
10 Clay	38,299.59	9,125,967	238.28	0.00	0
11 Collier	47,322.41	70,308,025	1,485.72	0.00	0
12 Columbia	10,091.56	2,251,717	223.13	0.00	0
13 Dade	344,789.93	243,855,072	707.26	0.00	0
14 DeSoto	4,890.26	1,400,243	286.33	0.00	0
15 Dixie	2,223.36	407,005	183.06	0.00	0
16 Duval	130,447.37	53,731,822	411.90	0.00	0
17 Escambia	39,705.83	14,694,333	370.08	0.00	0
18 Flagler	12,842.38	7,462,055	581.05	0.00	0
19 Franklin	1,256.14	1,592,536	1,267.80	0.00	0
20 Gadsden	4,815.27	1,154,382	239.73	0.00	0
21 Gilchrist	2,743.19	594,483	216.71	0.00	0
22 Glades	1,784.47	513,693	287.87	0.00	0
23 Gulf	1,866.72	1,257,275	673.52	0.00	0
24 Hamilton	1,558.35	650,730	417.58	0.00	0
25 Hardee	5,060.47	1,229,301	242.92	0.00	0
26 Hendry	8,631.30	1,672,048	193.72	0.00	0
27 Hernando	23,065.84	7,582,248	328.72	0.00	0
28 Highlands	12,142.29	3,953,902	325.63	0.00	0
29 Hillsborough	218,593.02	81,121,496	371.11	0.00	0
30 Holmes	3,093.85	380,628	123.03	0.00	0
31 Indian River	17,481.85	14,297,336	817.84	0.00	0
32 Jackson	6,075.03	1,174,623	193.35	0.00	0
33 Jefferson	766.47	490,219	639.58	0.00	0
34 Lafayette	1,206.61	208,059	172.43	0.00	0
35 Lake	44,486.78	18,062,807	406.03	0.00	0
36 Lee	94,315.64	65,236,243	691.68	0.00	0
37 Leon	33,832.94	13,657,541	403.68	0.00	0
38 Levy	5,414.04	1,552,378	286.73	0.00	0
39 Liberty	1,295.88	202,280	156.09	0.00	0
40 Madison	2,524.09	541,247	214.43	0.00	0
41 Manatee	49,538.80	29,965,826	604.90	0.00	0
42 Marion	43,252.30	15,060,618	348.20	0.00	0
43 Martin	18,771.60	17,406,427	927.27	0.00	0
44 Monroe	8,397.29	22,056,892	2,626.67	0.00	0
45 Nassau	12,305.01	7,249,281	589.13	0.00	0
46 Okaloosa	32,060.72	14,372,184	448.28	0.00	0
47 Okeechobee	6,600.93	1,664,441	252.15	0.00	0
48 Orange	207,165.16	112,058,647	540.91	0.00	0
49 Osceola	69,264.62	22,202,008	320.54	0.00	0
50 Palm Beach	192,697.69	151,751,230	787.51	0.00	0
51 Pasco	76,193.41	23,519,232	308.68	0.00	0
52 Pinellas	98,430.98	66,681,405	677.44	0.00	0
53 Polk	106,947.43	29,335,032	274.29	0.00	0
54 Putnam	10,601.83	3,086,601	291.14	0.00	0
55 St. Johns	42,847.42	22,125,235	516.37	0.00	0
56 St. Lucie	41,119.17	17,991,976	437.56	0.00	0
57 Santa Rosa	28,671.32	8,304,881	289.66	0.00	0
58 Sarasota	43,607.40	47,688,837	1,093.60	0.00	0
59 Seminole	67,149.18	27,899,034	415.48	0.00	0
60 Sumter	8,714.66	10,310,449	1,183.12	0.00	0
61 Suwannee	5,904.98	1,531,123	259.29	0.00	0
62 Taylor	2,655.83	1,078,952	406.26	0.00	0
63 Union	2,334.12	202,346	86.69	0.00	0
64 Volusia	62,137.81	29,576,463	475.98	0.00	0
65 Wakulla	5,072.14	1,066,111	210.19	0.00	0
66 Walton	10,273.03	15,704,346	1,528.70	0.00	0
67 Washington	3,416.54	681,177	199.38	0.00	0
69 FAMU Lab School	593.68	0	0.00	403.68	239,657
70 FAU - Palm Beach	1,207.02	0	0.00	787.51	950,540
71 FAU - St. Lucie	1,451.25	0	0.00	437.56	635,009
72 FSU Lab - Broward	712.66	0	0.00	581.77	414,604
73 FSU Lab - Leon	1,780.63	0	0.00	403.68	718,805
74 UF Lab School	1,126.71	0	0.00	422.92	476,508
75 Virtual School	36,633.04	0	0.00	545.12	19,969,403
State	2,858,138.67	1,558,029,718	545.12	3,582.24	23,404,526

1. Discretionary funds per unweighted FTE for school district in which laboratory school district is located x unweighted FTE for laboratory school district. The statewide average discretionary funds per unweighted FTE is used for the Florida Virtual School.

2019-20 FEFP Third Calculation
 0.748 Mill Compression Adjustment

	2019 Tax Roll	Value of 0.748 Mills	2019-20 Unweighted FTE	Value of 0.748 Mills per FTE	Col. 4 Amount Below \$553.31	0.748 Discretionary Millage Levied	Compress to \$553.31 per FTE
District	-1-	-2-	-3-	-4-	-5-	-6-	-7-
1 Alachua	17,224,018,082	12,368,223	29,244.58	422.92	130.39	0.748	3,813,201
2 Baker	1,045,838,488	750,996	4,873.69	154.09	399.22	0.748	1,945,675
3 Bay	17,181,923,189	12,337,995	24,557.11	502.42	50.89	0.748	1,249,711
4 Bradford	1,042,402,282	748,528	2,930.87	255.39	297.92	0.748	873,165
5 Brevard	45,455,674,986	32,640,811	73,272.02	445.47	107.84	0.748	7,901,655
6 Broward	217,135,438,512	155,920,616	268,012.92	581.77	0.00	0.748	0
7 Calhoun	428,372,685	307,606	2,113.83	145.52	407.79	0.748	861,999
8 Charlotte	19,595,627,347	14,071,228	15,570.89	903.69	0.00	0.748	0
9 Citrus	11,072,954,874	7,951,267	15,303.47	519.57	33.74	0.748	516,339
10 Clay	12,708,844,125	9,125,967	38,299.59	238.28	315.03	0.748	12,065,520
11 Collier	97,911,130,505	70,308,025	47,322.41	1,485.72	0.00	0.748	0
12 Columbia	3,135,746,988	2,251,717	10,091.56	223.13	330.18	0.748	3,332,031
13 Dade	339,593,182,438	243,855,072	344,789.93	707.26	0.00	0.748	0
14 DeSoto	1,949,982,231	1,400,243	4,890.26	286.33	266.98	0.748	1,305,602
15 Dixie	566,796,050	407,005	2,223.36	183.06	370.25	0.748	823,199
16 Duval	74,827,069,162	53,731,822	130,447.37	411.90	141.41	0.748	18,446,563
17 Escambia	20,463,365,354	14,694,333	39,705.83	370.08	183.23	0.748	7,275,299
18 Flagler	10,391,676,161	7,462,055	12,842.38	581.05	0.00	0.748	0
19 Franklin	2,217,769,544	1,592,536	1,256.14	1,267.80	0.00	0.748	0
20 Gadsden	1,607,595,415	1,154,382	4,815.27	239.73	313.58	0.748	1,509,972
21 Gilchrist	827,878,458	594,483	2,743.19	216.71	336.60	0.748	923,358
22 Glades	715,369,911	513,693	1,784.47	287.87	265.44	0.748	473,670
23 Gulf	1,750,884,783	1,257,275	1,866.72	673.52	0.00	0.748	0
24 Hamilton	906,208,183	650,730	1,558.35	417.58	135.73	0.748	211,515
25 Hardee	1,711,927,227	1,229,301	5,060.47	242.92	310.39	0.748	1,570,719
26 Hendry	2,328,498,712	1,672,048	8,631.30	193.72	359.59	0.748	3,103,729
27 Hernando	10,559,057,182	7,582,248	23,065.84	328.72	224.59	0.748	5,180,357
28 Highlands	5,506,213,692	3,953,902	12,142.29	325.63	227.68	0.748	2,764,557
29 Hillsborough	112,969,998,146	81,121,496	218,593.02	371.11	182.20	0.748	39,827,648
30 Holmes	530,063,964	380,628	3,093.85	123.03	430.28	0.748	1,331,222
31 Indian River	19,910,505,448	14,297,336	17,481.85	817.84	0.00	0.748	0
32 Jackson	1,635,782,990	1,174,623	6,075.03	193.35	359.96	0.748	2,186,768
33 Jefferson	682,680,642	490,219	766.47	639.58	0.00	0.748	0
34 Lafayette	289,743,075	208,059	1,206.61	172.43	380.88	0.748	459,574
35 Lake	25,154,309,525	18,062,807	44,486.78	406.03	147.28	0.748	6,552,013
36 Lee	90,848,155,272	65,236,243	94,315.64	691.68	0.00	0.748	0
37 Leon	19,019,526,298	13,657,541	33,832.94	403.68	149.63	0.748	5,062,423
38 Levy	2,161,845,690	1,552,378	5,414.04	286.73	266.58	0.748	1,443,275
39 Liberty	281,695,829	202,280	1,295.88	156.09	397.22	0.748	514,749
40 Madison	753,742,148	541,247	2,524.09	214.43	338.88	0.748	855,364
41 Manatee	41,730,484,235	29,965,826	49,538.80	604.90	0.00	0.748	0
42 Marion	20,973,453,713	15,060,618	43,252.30	348.20	205.11	0.748	8,871,479
43 Martin	24,240,233,679	17,406,427	18,771.60	927.27	0.00	0.748	0
44 Monroe	30,716,482,166	22,056,892	8,397.29	2,626.67	0.00	0.748	0
45 Nassau	10,095,367,308	7,249,281	12,305.01	589.13	0.00	0.748	0
46 Okaloosa	20,014,739,529	14,372,184	32,060.72	448.28	105.03	0.748	3,367,337
47 Okeechobee	2,317,904,998	1,664,441	6,600.93	252.15	301.16	0.748	1,987,936
48 Orange	156,053,151,727	112,058,647	207,165.16	540.91	12.40	0.748	2,568,848
49 Osceola	30,918,572,157	22,202,008	69,264.62	320.54	232.77	0.748	16,122,726
50 Palm Beach	211,329,141,240	151,751,230	192,697.69	787.51	0.00	0.748	0
51 Pasco	32,752,940,486	23,519,232	76,193.41	308.68	244.63	0.748	18,639,194
52 Pinellas	92,860,690,733	66,681,405	98,430.98	677.44	0.00	0.748	0
53 Polk	40,852,038,592	29,335,032	106,947.43	274.29	279.02	0.748	29,840,472
54 Putnam	4,298,407,655	3,086,601	10,601.83	291.14	262.17	0.748	2,779,482
55 St. Johns	30,811,657,913	22,125,235	42,847.42	516.37	36.94	0.748	1,582,784
56 St. Lucie	25,055,671,028	17,991,976	41,119.17	437.56	115.75	0.748	4,759,544
57 Santa Rosa	11,565,397,685	8,304,881	28,671.32	289.66	263.65	0.748	7,559,194
58 Sarasota	66,411,593,113	47,688,837	43,607.40	1,093.60	0.00	0.748	0
59 Seminole	38,852,264,071	27,899,034	67,149.18	415.48	137.83	0.748	9,255,171
60 Sumter	14,358,356,364	10,310,449	8,714.66	1,183.12	0.00	0.748	0
61 Suwannee	2,132,245,219	1,531,123	5,904.98	259.29	294.02	0.748	1,736,182
62 Taylor	1,502,550,689	1,078,952	2,655.83	406.26	147.05	0.748	390,540
63 Union	281,787,748	202,346	2,334.12	86.69	466.62	0.748	1,089,147
64 Volusia	41,188,256,745	29,576,463	62,137.81	475.98	77.33	0.748	4,805,117
65 Wakulla	1,484,669,471	1,066,111	5,072.14	210.19	343.12	0.748	1,740,353
66 Walton	21,869,910,831	15,704,346	10,273.03	1,528.70	0.00	0.748	0
67 Washington	948,608,719	681,177	3,416.54	199.38	353.93	0.748	1,209,216
69 FAMU Lab School	0	239,657	593.68	403.68	149.63	0.000	88,832
70 FAU - Palm Beach	0	950,540	1,207.02	787.51	0.00	0.000	0
71 FAU - St. Lucie	0	635,009	1,451.25	437.56	115.75	0.000	167,982
72 FSU Lab - Broward	0	414,604	712.66	581.77	0.00	0.000	0
73 FSU Lab - Leon	0	718,805	1,780.63	403.68	149.63	0.000	266,436
74 UF Lab School	0	476,508	1,126.71	422.92	130.39	0.000	146,912
75 Virtual School	0	19,969,403	36,633.04	545.12	8.19	0.000	300,025
State	2,169,716,073,407	1,581,434,244	2,858,138.67	553.31			253,655,781

2019-20 FEFP Third Calculation
 DJJ Supplemental Allocation

District	2019-20	2019-20	\$1,238.95 x WFTE	District Cost Differential	Grades PK-12
	Grades PK-12 Unweighted FTE	Grades PK-12 Weighted FTE			DJJ Total Allocation
	-1-	-2-	-3-	-4-	-5-
1 Alachua	157.75	162.99	201,936	0.9770	197,291
2 Baker	0.00	0.00	0	0.9750	0
3 Bay	35.62	38.39	47,563	0.9713	46,198
4 Bradford	0.00	0.00	0	0.9703	0
5 Brevard	99.58	99.80	123,647	0.9875	122,101
6 Broward	273.09	276.23	342,235	1.0197	348,977
7 Calhoun	0.00	0.00	0	0.9369	0
8 Charlotte	0.00	0.00	0	0.9834	0
9 Citrus	127.95	128.50	159,205	0.9490	151,086
10 Clay	125.28	126.61	156,863	0.9911	155,467
11 Collier	110.11	118.37	146,655	1.0453	153,298
12 Columbia	0.00	0.00	0	0.9505	0
13 Dade	282.52	285.02	353,126	1.0153	358,529
14 DeSoto	0.00	0.00	0	0.9719	0
15 Dixie	0.00	0.00	0	0.9355	0
16 Duval	219.26	233.08	288,774	1.0098	291,604
17 Escambia	170.26	170.81	211,625	0.9755	206,440
18 Flagler	0.00	0.00	0	0.9554	0
19 Franklin	0.00	0.00	0	0.9369	0
20 Gadsden	0.00	0.00	0	0.9537	0
21 Gilchrist	0.00	0.00	0	0.9516	0
22 Glades	0.00	0.00	0	0.9823	0
23 Gulf	0.00	0.00	0	0.9433	0
24 Hamilton	34.83	35.00	43,363	0.9268	40,189
25 Hardee	0.00	0.00	0	0.9607	0
26 Hendry	0.00	0.00	0	0.9947	0
27 Hernando	99.54	99.87	123,734	0.9688	119,873
28 Highlands	0.00	0.00	0	0.9512	0
29 Hillsborough	352.73	354.43	439,121	1.0058	441,668
30 Holmes	0.00	0.00	0	0.9405	0
31 Indian River	0.00	0.00	0	1.0022	0
32 Jackson	36.80	36.97	45,804	0.9376	42,946
33 Jefferson	0.00	0.00	0	0.9516	0
34 Lafayette	0.00	0.00	0	0.9232	0
35 Lake	48.12	48.30	59,841	0.9790	58,584
36 Lee	170.47	177.76	220,236	1.0154	223,628
37 Leon	126.14	128.36	159,032	0.9740	154,897
38 Levy	0.00	0.00	0	0.9507	0
39 Liberty	64.41	90.72	112,398	0.9347	105,058
40 Madison	34.19	34.29	42,484	0.9297	39,497
41 Manatee	274.69	276.06	342,025	0.9850	336,895
42 Marion	234.20	235.02	291,178	0.9487	276,241
43 Martin	0.00	0.00	0	1.0158	0
44 Monroe	0.00	0.00	0	1.0405	0
45 Nassau	0.00	0.00	0	0.9899	0
46 Okaloosa	163.89	164.49	203,795	0.9927	202,307
47 Okeechobee	259.09	260.24	322,424	0.9781	315,363
48 Orange	235.33	237.32	294,028	1.0065	295,939
49 Osceola	55.77	56.10	69,505	0.9878	68,657
50 Palm Beach	163.31	167.90	208,020	1.0426	216,882
51 Pasco	140.08	144.34	178,830	0.9844	176,040
52 Pinellas	237.71	239.85	297,162	0.9994	296,984
53 Polk	205.24	206.01	255,236	0.9700	247,579
54 Putnam	0.00	0.00	0	0.9609	0
55 St. Johns	157.37	157.91	195,643	1.0061	196,836
56 St. Lucie	126.03	126.63	156,888	0.9999	156,872
57 Santa Rosa	0.00	0.00	0	0.9751	0
58 Sarasota	0.00	0.00	0	1.0040	0
59 Seminole	0.00	0.00	0	0.9947	0
60 Sumter	0.00	0.00	0	0.9669	0
61 Suwannee	0.00	0.00	0	0.9374	0
62 Taylor	0.00	0.00	0	0.9298	0
63 Union	21.80	21.87	27,096	0.9614	26,050
64 Volusia	182.92	187.51	232,316	0.9654	224,278
65 Wakulla	0.00	0.00	0	0.9543	0
66 Walton	27.89	27.98	34,666	0.9801	33,976
67 Washington	16.19	16.26	20,145	0.9413	18,962
69 FAMU Lab School	0.00	0.00	0	0.9740	0
70 FAU - Palm Beach	0.00	0.00	0	1.0426	0
71 FAU - St. Lucie	0.00	0.00	0	0.9999	0
72 FSU Lab - Broward	0.00	0.00	0	1.0197	0
73 FSU Lab - Leon	0.00	0.00	0	0.9740	0
74 UF Lab School	0.00	0.00	0	0.9770	0
75 Virtual School	0.00	0.00	0	1.0000	0

State 5,070.16 5,170.99 6,406,599 6,347,192

2019-20 FEFP Third Calculation
 Safe Schools Allocation

District	Allocation	Crime	Allocation	2019-20	Allocation	Total
	Minimum	Index	Based on Crime Index	Unweighted FTE	Based on Unweighted FTE	Safe Schools Allocation
	-1-	-2-	-3-	-4-	-5-	-6-
1 Alachua	250,000	9,758	918,351	29,244.58	1,123,268	2,291,619
2 Baker	250,000	383	36,045	4,873.69	187,196	473,241
3 Bay	250,000	6,734	633,755	24,557.11	943,225	1,826,980
4 Bradford	250,000	486	45,739	2,930.87	112,573	408,312
5 Brevard	250,000	14,968	1,408,678	73,272.02	2,814,339	4,473,017
6 Broward	250,000	58,658	5,520,460	268,012.92	10,294,231	16,064,691
7 Calhoun	250,000	142	13,364	2,113.83	81,191	344,555
8 Charlotte	250,000	2,454	230,952	15,570.89	598,069	1,079,021
9 Citrus	250,000	2,449	230,482	15,303.47	587,798	1,068,280
10 Clay	250,000	4,113	387,085	38,299.59	1,471,066	2,108,151
11 Collier	250,000	5,141	483,833	47,322.41	1,817,628	2,551,461
12 Columbia	250,000	2,107	198,295	10,091.56	387,611	835,906
13 Dade	250,000	100,541	9,462,181	344,789.93	13,243,194	22,955,375
14 DeSoto	250,000	879	82,725	4,890.26	187,832	520,557
15 Dixie	250,000	278	26,163	2,223.36	85,398	361,561
16 Duval	250,000	37,621	3,540,612	130,447.37	5,010,413	8,801,025
17 Escambia	250,000	11,361	1,069,214	39,705.83	1,525,079	2,844,293
18 Flagler	250,000	1,662	156,415	12,842.38	493,269	899,684
19 Franklin	250,000	288	27,104	1,256.14	48,248	325,352
20 Gadsden	250,000	850	79,996	4,815.27	184,952	514,948
21 Gilchrist	250,000	167	15,717	2,743.19	105,364	371,081
22 Glades	250,000	152	14,305	1,784.47	68,541	332,846
23 Gulf	250,000	188	17,693	1,866.72	71,700	339,393
24 Hamilton	250,000	347	32,657	1,558.35	59,855	342,512
25 Hardee	250,000	596	56,091	5,060.47	194,370	500,461
26 Hendry	250,000	1,038	97,689	8,631.30	331,524	679,213
27 Hernando	250,000	3,331	313,489	23,065.84	885,946	1,449,435
28 Highlands	250,000	2,708	254,857	12,142.29	466,379	971,236
29 Hillsborough	250,000	25,224	2,373,898	218,593.02	8,396,039	11,019,937
30 Holmes	250,000	247	23,246	3,093.85	118,833	392,079
31 Indian River	250,000	2,727	256,645	17,481.85	671,468	1,178,113
32 Jackson	250,000	1,098	103,336	6,075.03	233,339	586,675
33 Jefferson	250,000	355	33,410	766.47	29,440	312,850
34 Lafayette	250,000	61	5,741	1,206.61	46,345	302,086
35 Lake	250,000	7,789	733,044	44,486.78	1,708,713	2,691,757
36 Lee	250,000	12,929	1,216,783	94,315.64	3,622,613	5,089,396
37 Leon	250,000	13,026	1,225,912	33,832.94	1,299,505	2,775,417
38 Levy	250,000	1,386	130,440	5,414.04	207,950	588,390
39 Liberty	250,000	56	5,270	1,295.88	49,774	305,044
40 Madison	250,000	330	31,057	2,524.09	96,949	378,006
41 Manatee	250,000	9,117	858,025	49,538.80	1,902,758	3,010,783
42 Marion	250,000	8,903	837,885	43,252.30	1,661,297	2,749,182
43 Martin	250,000	2,534	238,482	18,771.60	721,007	1,209,489
44 Monroe	250,000	1,925	181,167	8,397.29	322,535	753,702
45 Nassau	250,000	1,486	139,851	12,305.01	472,629	862,480
46 Okaloosa	250,000	5,028	473,198	32,060.72	1,231,435	1,954,633
47 Okeechobee	250,000	1,381	129,970	6,600.93	253,538	633,508
48 Orange	250,000	48,567	4,570,770	207,165.16	7,957,101	12,777,871
49 Osceola	250,000	7,973	750,360	69,264.62	2,660,416	3,660,776
50 Palm Beach	250,000	40,781	3,838,008	192,697.69	7,401,414	11,489,422
51 Pasco	250,000	10,275	967,008	76,193.41	2,926,548	4,143,556
52 Pinellas	250,000	28,749	2,705,645	98,430.98	3,780,681	6,736,326
53 Polk	250,000	14,407	1,355,881	106,947.43	4,107,793	5,713,674
54 Putnam	250,000	2,055	193,402	10,601.83	407,211	850,613
55 St. Johns	250,000	3,362	316,407	42,847.42	1,645,746	2,212,153
56 St. Lucie	250,000	5,264	495,409	41,119.17	1,579,365	2,324,774
57 Santa Rosa	250,000	2,059	193,778	28,671.32	1,101,250	1,545,028
58 Sarasota	250,000	8,571	806,640	43,607.40	1,674,937	2,731,577
59 Seminole	250,000	9,914	933,033	67,149.18	2,579,164	3,762,197
60 Sumter	250,000	1,378	129,687	8,714.66	334,725	714,412
61 Suwannee	250,000	725	68,232	5,904.98	226,807	545,039
62 Taylor	250,000	722	67,949	2,655.83	102,009	419,958
63 Union	250,000	100	9,411	2,334.12	89,652	349,063
64 Volusia	250,000	15,189	1,429,477	62,137.81	2,386,680	4,066,157
65 Wakulla	250,000	584	54,962	5,072.14	194,818	499,780
66 Walton	250,000	1,183	111,335	10,273.03	394,582	755,917
67 Washington	250,000	306	28,799	3,416.54	131,227	410,026
69 FAMU Lab School	250,000	0	0	593.68	22,803	272,803
70 FAU - Palm Beach	250,000	0	0	1,207.02	46,361	296,361
71 FAU - St. Lucie	250,000	0	0	1,451.25	55,742	305,742
72 FSU Lab - Broward	250,000	0	0	712.66	27,373	277,373
73 FSU Lab - Leon	250,000	0	0	1,780.63	68,393	318,393
74 UF Lab School	250,000	0	0	1,126.71	43,276	293,276
75 Virtual School ¹	0	0	0	0.00	0	0

State 18,250,000 567,166 53,377,500 2,821,505.63 108,372,500 180,000,000

1. The Florida Virtual School does not receive Safe Schools Funding.

2019-20 FEFP Third Calculation
 Exceptional Student Education Guaranteed Allocation - Page 2

District	Total		2018-19 ESE Guaranteed Allocation	Projected Increase (Decrease) Programs 111, 112 & 113	Maximum Workload FTE		Workload FTE	Workload Adjustment	ESE Guaranteed Allocation	Adjusted ESE Guaranteed Allocation
	FTE Change	Percent Change			Districts > 18.84% Prevalence	Districts < 18.84% Prevalence				
	-1-	-2-	-3-	-4-	-5-	-6-	-7-	-8-	-9-	-10-
1 Alachua	165.81	0.57%	12,011,719	(14.18)	40.52	0.00	(14.18)	(23,962)	11,987,757	11,930,560
2 Baker	(17.73)	-0.36%	1,277,743	50.17	0.00	220.03	50.17	104,631	1,382,374	1,375,778
3 Bay	(1,190.00)	-4.62%	8,821,003	(213.39)	0.00	0.00	(213.39)	(405,360)	8,415,643	8,375,490
4 Bradford	(91.06)	-3.01%	1,403,458	(13.67)	0.00	0.00	(13.67)	(23,188)	1,380,270	1,373,684
5 Brevard	626.33	0.86%	29,482,381	409.07	137.60	0.00	137.60	286,968	29,769,349	29,627,312
6 Broward	206.13	0.08%	101,265,085	1,017.49	0.00	4,590.73	1,017.49	2,121,996	103,387,081	102,893,795
7 Calhoun	(11.97)	-0.56%	807,562	8.29	0.00	0.00	0.00	0	807,562	803,709
8 Charlotte	92.18	0.60%	6,297,695	215.82	20.37	0.00	20.37	42,482	6,340,177	6,309,926
9 Citrus	210.61	1.40%	7,132,993	109.14	0.00	388.88	109.14	227,614	7,360,607	7,325,488
10 Clay	519.24	1.37%	14,200,776	354.68	131.98	0.00	131.98	275,247	14,476,023	14,406,954
11 Collier	536.15	1.15%	22,506,611	257.08	0.00	1,197.73	257.08	536,145	23,042,756	22,932,813
12 Columbia	72.41	0.72%	4,214,490	(22.42)	0.00	94.98	(22.42)	(52,312)	4,162,178	4,142,319
13 Dade	(760.94)	-0.22%	136,701,731	2,075.55	0.00	0.00	0.00	0	136,701,731	136,049,492
14 DeSoto	44.92	0.93%	2,177,388	(40.42)	0.00	141.42	(40.42)	(112,848)	2,064,540	2,054,690
15 Dixie	27.23	1.24%	798,600	(5.30)	6.42	0.00	(5.30)	(8,179)	790,421	786,650
16 Duval	1,324.74	1.03%	50,368,836	528.87	262.24	0.00	262.24	546,907	50,915,743	50,672,811
17 Escambia	85.96	0.22%	14,893,199	118.42	17.42	0.00	17.42	36,330	14,929,529	14,858,296
18 Flagler	(6.48)	-0.05%	6,405,978	80.33	0.00	303.04	80.33	167,530	6,573,508	6,542,144
19 Franklin	13.85	1.11%	514,940	17.33	2.68	0.00	2.68	5,589	520,529	518,045
20 Gadsden	(40.81)	-0.84%	1,640,999	(11.98)	0.00	132.23	(11.98)	(25,368)	1,615,631	1,607,922
21 Gilchrist	99.07	3.75%	1,067,867	7.11	21.92	0.00	7.11	14,828	1,082,695	1,077,529
22 Glades	34.37	1.96%	614,520	13.86	7.11	0.00	7.11	14,828	629,348	626,345
23 Gulf	16.67	0.90%	434,398	0.66	3.36	0.00	0.66	1,376	435,774	433,695
24 Hamilton	17.38	1.13%	486,959	4.32	0.00	117.84	4.32	9,009	495,968	493,602
25 Hardee	(12.65)	-0.25%	1,899,983	(30.04)	0.00	193.29	(30.04)	(75,089)	1,824,894	1,816,187
26 Hendry	1,530.58	21.56%	2,334,414	34.69	0.00	536.21	34.69	72,347	2,406,761	2,395,278
27 Hernando	340.52	1.50%	10,298,960	165.29	0.00	541.34	165.29	344,716	10,643,676	10,592,892
28 Highlands	(129.40)	-1.05%	4,423,050	(62.95)	0.00	81.24	(62.95)	(126,194)	4,296,856	4,276,355
29 Hillsborough	3,163.83	1.47%	82,911,834	432.33	600.32	0.00	432.33	901,633	83,813,467	83,413,571
30 Holmes	(32.69)	-1.05%	1,093,922	(9.98)	0.00	103.29	(9.98)	(22,764)	1,071,158	1,066,047
31 Indian River	63.82	0.37%	6,017,935	133.59	0.00	273.08	133.59	278,605	6,296,540	6,266,498
32 Jackson	(112.96)	-1.83%	2,296,746	22.41	0.00	113.21	22.41	46,737	2,343,483	2,332,302
33 Jefferson	7.43	0.98%	446,995	30.76	1.45	0.00	1.45	3,024	450,019	447,872
34 Lafayette	19.08	1.61%	374,726	(1.25)	3.72	0.00	(1.25)	(2,029)	372,697	370,919
35 Lake	1,077.89	2.48%	15,437,111	366.13	0.00	1,110.95	366.13	763,571	16,200,682	16,123,384
36 Lee	1,420.42	1.53%	39,088,962	(53.57)	0.00	3,172.56	(53.57)	(143,459)	38,945,503	38,759,684
37 Leon	(200.16)	-0.59%	18,052,907	97.23	0.00	205.13	97.23	202,775	18,255,682	18,168,579
38 Levy	29.61	0.55%	2,057,230	62.24	6.12	0.00	6.12	12,763	2,069,993	2,060,117
39 Liberty	(10.48)	-0.80%	513,780	(0.52)	0.00	0.00	(0.52)	(1,036)	512,744	510,298
40 Madison	(77.76)	-2.99%	1,176,912	(34.08)	0.00	0.00	(34.08)	(81,727)	1,095,185	1,089,960
41 Manatee	686.19	1.40%	20,324,381	85.18	131.43	0.00	85.18	177,645	20,502,026	20,404,206
42 Marion	762.56	1.79%	16,082,966	(254.83)	0.00	248.88	(254.83)	(518,798)	15,564,168	15,489,907
43 Martin	392.69	2.14%	7,117,421	(53.53)	0.00	163.69	(53.53)	(112,958)	7,004,463	6,971,043
44 Monroe	242.95	2.98%	3,303,837	135.99	50.50	0.00	50.50	105,319	3,409,156	3,392,890
45 Nassau	183.11	1.51%	3,670,465	0.09	0.00	194.59	0.09	188	3,670,653	3,653,139
46 Okaloosa	611.28	1.94%	13,373,165	308.50	0.00	372.72	308.50	643,383	14,016,548	13,949,671
47 Okeechobee	192.88	3.01%	2,879,367	92.68	47.49	0.00	47.49	99,041	2,978,408	2,964,197
48 Orange	714.32	0.35%	58,354,992	(1,275.27)	0.00	9,655.72	(1,275.27)	(2,533,464)	55,821,528	55,555,189
49 Osceola	1,632.32	2.41%	19,970,232	501.52	0.00	3,570.21	501.52	1,045,930	21,016,162	20,915,889
50 Palm Beach	2,552.11	1.34%	71,919,337	385.45	530.16	0.00	385.45	803,864	72,723,201	72,376,220
51 Pasco	1,869.49	2.52%	30,581,343	196.39	0.00	619.77	196.39	409,575	30,990,918	30,843,052
52 Pinellas	(542.09)	-0.55%	45,204,797	693.20	0.00	0.00	0.00	0	45,204,797	44,989,113
53 Polk	2,642.20	2.53%	40,210,744	796.49	0.00	1,582.88	796.49	1,661,096	41,871,840	41,672,059
54 Putnam	(69.56)	-0.65%	3,589,865	50.46	0.00	0.00	0.00	0	3,589,865	3,572,737
55 St. Johns	1,728.21	4.20%	13,542,555	472.00	362.18	0.00	362.18	755,334	14,297,889	14,229,670
56 St. Lucie	734.85	1.82%	17,535,007	227.54	0.00	1,965.42	227.54	474,539	18,009,546	17,923,618
57 Santa Rosa	714.58	2.56%	10,541,663	208.90	0.00	753.23	208.90	435,665	10,977,328	10,924,952
58 Sarasota	649.24	1.51%	23,012,586	208.69	143.97	0.00	143.97	300,252	23,312,838	23,201,607
59 Seminole	(97.81)	-0.15%	20,279,302	177.22	0.00	0.00	0.00	0	20,279,302	20,182,544
60 Sumter	115.93	1.35%	3,914,944	47.43	0.00	78.46	47.43	98,916	4,013,860	3,994,709
61 Suwannee	(15.36)	-0.26%	1,444,523	25.28	0.00	60.15	25.28	52,722	1,497,245	1,490,101
62 Taylor	82.19	3.19%	1,079,392	49.55	15.56	0.00	15.56	32,451	1,111,843	1,106,538
63 Union	62.45	2.75%	676,512	9.53	12.79	0.00	9.53	19,875	696,387	693,064
64 Volusia	111.28	0.18%	24,237,019	(122.81)	22.66	0.00	(122.81)	(236,468)	24,000,551	23,886,038
65 Wakulla	28.63	0.57%	1,953,364	9.43	6.09	0.00	6.09	12,701	1,966,065	1,956,684
66 Walton	643.33	6.68%	3,067,045	186.51	0.00	670.01	186.51	388,970	3,456,015	3,439,526
67 Washington	41.12	1.22%	849,260	(15.12)	9.44	0.00	(15.12)	(16,601)	832,659	828,686
69 FAMU Lab School	(28.94)	-4.65%	62,847	(2.00)	0.00	74.37	(2.00)	(3,354)	59,493	59,209
70 FAU - Palm Beach	60.56	5.28%	117,993	8.06	0.00	165.49	8.06	16,809	134,802	134,159
71 FAU - St. Lucie	41.07	2.91%	197,016	8.78	0.00	135.51	8.78	18,311	215,327	214,300
72 FSU Lab - Broward	4.88	0.69%	176,346	(1.05)	1.04	0.00	(1.05)	(1,224)	175,122	174,287
73 FSU Lab - Leon	57.48	3.34%	299,545	4.39	0.00	187.73	4.39	9,155	308,700	307,227
74 UF Lab School	(20.05)	-1.75%	328,364	49.49	0.00	87.83	49.49	103,212	431,576	429,517
75 Virtual School	390.21	1.08%	737,844	10.47	0.00	6,404.56	10.47	21,835	759,679	756,054
State	26,225.44		1,074,588,437	9,323.72	2,596.54	40,508.40	4,812.37	10,178,057	1,084,766,494	1,079,590,794

2019-20 FEFP Third Calculation
 Supplemental Academic Instruction (SAI)

District	2018-19 SAI Allocation	2018-19 Unweighted FTE	2018-19 Funds Per FTE	2019-20 Unweighted FTE	Change in FTE	Workload Adjustment	Supplemental Academic Instruction Allocation	Adjusted Supplemental Academic Instruction Allocation
	-1-	-2-	-3-	-4-	-5-	-6-	-7-	-8-
1 Alachua	8,316,438	29,078.77	286.00	29,244.58	165.81	42,285	8,358,723	8,326,105
2 Baker	1,798,124	4,891.42	367.61	4,873.69	(17.73)	(6,518)	1,791,606	1,784,615
3 Bay	7,351,494	25,747.11	285.53	24,557.11	(1,190.00)	(339,781)	7,011,713	6,984,352
4 Bradford	959,424	3,021.93	317.49	2,930.87	(91.06)	(28,911)	930,513	926,882
5 Brevard	20,047,728	72,645.69	275.97	73,272.02	626.33	159,727	20,207,455	20,128,600
6 Broward	59,512,998	267,806.79	222.22	268,012.92	206.13	52,567	59,565,565	59,333,125
7 Calhoun	481,374	2,125.80	226.44	2,113.83	(11.97)	(2,710)	478,664	476,796
8 Charlotte	3,445,562	15,478.71	222.60	15,570.89	92.18	23,508	3,469,070	3,455,533
9 Citrus	3,318,060	15,092.86	219.84	15,303.47	210.61	53,710	3,371,770	3,358,612
10 Clay	9,917,146	37,780.35	262.49	38,299.59	519.24	132,417	10,049,563	10,010,347
11 Collier	10,740,679	46,786.26	229.57	47,322.41	536.15	136,729	10,877,408	10,834,962
12 Columbia	3,847,240	10,019.15	383.99	10,091.56	72.41	18,466	3,865,706	3,850,621
13 Dade	116,441,213	345,550.87	336.97	344,789.93	(760.94)	(256,414)	116,184,799	115,731,416
14 DeSoto	1,914,678	4,845.34	395.16	4,890.26	44.92	11,455	1,926,133	1,918,617
15 Dixie	486,954	2,196.13	221.73	2,223.36	27.23	6,944	493,898	491,971
16 Duval	32,595,028	129,122.63	252.43	130,447.37	1,324.74	337,835	32,932,863	32,804,351
17 Escambia	10,643,434	39,619.87	268.64	39,705.83	85.96	21,922	10,665,356	10,623,737
18 Flagler	2,785,412	12,848.86	216.78	12,842.38	(6.48)	(1,405)	2,784,007	2,773,143
19 Franklin	275,675	1,242.29	221.91	1,256.14	13.85	3,532	279,207	278,217
20 Gadsden	1,406,529	4,856.08	289.64	4,815.27	(40.81)	(11,820)	1,394,709	1,389,266
21 Gilchrist	587,551	2,644.12	222.21	2,743.19	99.07	25,265	612,816	610,425
22 Glades	433,043	1,750.10	247.44	1,784.47	34.37	8,765	441,808	440,084
23 Gulf	374,087	1,850.05	202.20	1,866.72	16.67	4,251	378,338	376,862
24 Hamilton	332,270	1,540.97	215.62	1,558.35	17.38	4,432	336,702	335,388
25 Hardee	1,122,967	5,073.12	221.36	5,060.47	(12.65)	(2,800)	1,120,167	1,115,796
26 Hendry	1,845,559	7,100.72	259.91	8,631.30	1,530.58	390,329	2,235,888	2,227,163
27 Hernando	5,443,230	22,725.32	239.52	23,065.84	340.52	86,839	5,530,069	5,508,489
28 Highlands	2,469,738	12,271.69	201.25	12,142.29	(129.40)	(26,042)	2,443,696	2,434,160
29 Hillsborough	50,484,771	215,429.19	234.35	218,593.02	3,163.83	806,840	51,291,611	51,091,458
30 Holmes	683,259	3,126.54	218.54	3,093.85	(32.69)	(7,144)	676,115	673,477
31 Indian River	3,862,396	17,418.03	221.75	17,481.85	63.82	16,275	3,878,671	3,863,535
32 Jackson	1,249,551	6,187.99	201.93	6,075.03	(112.96)	(22,810)	1,226,741	1,221,954
33 Jefferson	319,024	759.04	420.30	766.47	7.43	1,895	320,919	319,667
34 Lafayette	205,788	1,187.53	173.29	1,206.61	19.08	4,866	210,654	209,832
35 Lake	10,066,436	43,408.89	231.90	44,486.78	1,077.89	274,884	10,341,320	10,300,966
36 Lee	22,266,070	92,895.22	239.69	94,315.64	1,420.42	362,236	22,628,306	22,540,005
37 Leon	9,877,980	34,033.10	290.25	33,832.94	(200.16)	(58,096)	9,819,884	9,781,564
38 Levy	1,250,283	5,384.43	232.20	5,414.04	29.61	7,551	1,257,834	1,252,926
39 Liberty	272,781	1,306.36	208.81	1,295.88	(10.48)	(2,188)	270,593	269,537
40 Madison	706,682	2,601.85	271.61	2,524.09	(77.76)	(21,120)	685,562	682,887
41 Manatee	12,359,149	48,852.61	252.99	49,538.80	686.19	174,992	12,534,141	12,485,230
42 Marion	12,988,133	42,489.74	305.68	43,252.30	762.56	194,468	13,182,601	13,131,159
43 Martin	4,028,942	18,378.91	219.22	18,771.60	392.69	100,144	4,129,086	4,112,973
44 Monroe	1,781,575	8,154.34	218.48	8,397.29	242.95	61,957	1,843,532	1,836,338
45 Nassau	2,684,114	12,121.90	221.43	12,305.01	183.11	46,697	2,730,811	2,720,155
46 Okaloosa	8,802,622	31,449.44	279.90	32,060.72	611.28	155,889	8,958,511	8,923,553
47 Okeechobee	2,078,222	6,408.05	324.31	6,600.93	192.88	49,188	2,127,410	2,119,108
48 Orange	48,744,049	206,450.84	236.10	207,165.16	714.32	182,166	48,926,215	48,735,292
49 Osceola	14,834,875	67,632.30	219.35	69,264.62	1,632.32	416,274	15,251,149	15,191,635
50 Palm Beach	42,614,110	190,145.58	224.11	192,697.69	2,552.11	650,839	43,264,949	43,096,118
51 Pasco	20,136,671	74,323.92	270.93	76,193.41	1,869.49	476,757	20,613,428	20,532,989
52 Pinellas	23,845,762	98,973.07	240.93	98,430.98	(542.09)	(130,606)	23,715,156	23,622,613
53 Polk	26,941,375	104,305.23	258.29	106,947.43	2,642.20	673,814	27,615,189	27,507,427
54 Putnam	3,152,034	10,671.39	295.37	10,601.83	(69.56)	(20,546)	3,131,488	3,119,268
55 St. Johns	8,070,371	41,119.21	196.27	42,847.42	1,728.21	440,728	8,511,099	8,477,887
56 St. Lucie	10,081,157	40,384.32	249.63	41,119.17	734.85	187,401	10,268,558	10,228,487
57 Santa Rosa	8,092,085	27,956.74	289.45	28,671.32	714.58	182,232	8,274,317	8,242,028
58 Sarasota	8,766,615	42,958.16	204.07	43,607.40	649.24	165,569	8,932,184	8,897,328
59 Seminole	16,196,854	67,246.99	240.86	67,149.18	(97.81)	(23,559)	16,173,295	16,110,183
60 Sumter	1,746,958	8,598.73	203.16	8,714.66	115.93	29,564	1,776,522	1,769,590
61 Suwannee	1,245,997	5,920.34	210.46	5,904.98	(15.36)	(3,233)	1,242,764	1,237,914
62 Taylor	564,559	2,573.64	219.36	2,655.83	82.19	20,960	585,519	583,234
63 Union	506,725	2,271.67	223.06	2,334.12	62.45	15,926	522,651	520,611
64 Volusia	16,894,526	62,026.53	272.38	62,137.81	111.28	28,379	16,922,905	16,856,868
65 Wakulla	944,203	5,043.51	187.21	5,072.14	28.63	7,301	951,504	947,791
66 Walton	1,928,787	9,629.70	200.30	10,273.03	643.33	164,062	2,092,849	2,084,682
67 Washington	973,803	3,375.42	288.50	3,416.54	41.12	10,486	984,289	980,448
69 FAMU Lab School	340,489	622.62	546.86	593.68	(53.18)	(15,826)	324,663	323,396
70 FAU - Palm Beach	299,799	1,146.46	261.50	1,207.02	60.56	15,444	315,243	314,013
71 FAU - St. Lucie	421,164	1,410.18	298.66	1,451.25	41.07	10,474	431,638	429,954
72 FSU Lab - Broward	148,013	707.78	209.12	712.66	4.88	1,244	149,257	148,675
73 FSU Lab - Leon	291,696	1,723.15	169.28	1,780.63	57.48	14,659	306,355	305,160
74 UF Lab School	299,831	1,146.76	261.46	1,126.71	(20.05)	(5,242)	294,589	293,439
75 Virtual School	0	0.00	0.00	0.00	0.00	0	0	0
State	712,943,921	2,795,670.40	255.02	2,821,505.63	25,835.23	6,486,368	719,430,289	716,622,889

2019-20 FEFP Third Calculation
Instructional Materials Allocation - Page 1

District	2018-19 Unweighted FTE -1-	2019-20 Unweighted FTE -2-	FTE Growth -3-	FTE Growth x \$307.91 -4-	Prorated Maintenance Allocation -5-
1 Alachua	29,078.77	29,244.58	165.81	51,055	2,168,419
2 Baker	4,891.42	4,873.69	0.00	0	364,756
3 Bay	25,747.11	24,557.11	0.00	0	1,919,975
4 Bradford	3,021.93	2,930.87	0.00	0	225,347
5 Brevard	72,645.69	73,272.02	626.33	192,853	5,417,226
6 Broward	267,806.79	268,012.92	206.13	63,469	19,970,488
7 Calhoun	2,125.80	2,113.83	0.00	0	158,522
8 Charlotte	15,478.71	15,570.89	92.18	28,383	1,154,255
9 Citrus	15,092.86	15,303.47	210.61	64,849	1,125,482
10 Clay	37,780.35	38,299.59	519.24	159,879	2,817,300
11 Collier	46,786.26	47,322.41	536.15	165,086	3,488,875
12 Columbia	10,019.15	10,091.56	72.41	22,296	747,133
13 Dade	345,550.87	344,789.93	0.00	0	25,767,904
14 DeSoto	4,845.34	4,890.26	44.92	13,831	361,319
15 Dixie	2,196.13	2,223.36	27.23	8,384	163,767
16 Duval	129,122.63	130,447.37	1,324.74	407,901	9,628,740
17 Escambia	39,619.87	39,705.83	85.96	26,468	2,954,474
18 Flagler	12,848.86	12,842.38	0.00	0	958,146
19 Franklin	1,242.29	1,256.14	13.85	4,265	92,638
20 Gadsden	4,856.08	4,815.27	0.00	0	362,120
21 Gilchrist	2,644.12	2,743.19	99.07	30,505	197,173
22 Glades	1,750.10	1,784.47	34.37	10,583	130,506
23 Gulf	1,850.05	1,866.72	16.67	5,133	137,959
24 Hamilton	1,540.97	1,558.35	17.38	5,351	114,911
25 Hardee	5,073.12	5,060.47	0.00	0	378,305
26 Hendry	7,100.72	8,631.30	1,530.58	471,281	529,504
27 Hernando	22,725.32	23,065.84	340.52	104,850	1,694,639
28 Highlands	12,271.69	12,142.29	0.00	0	915,106
29 Hillsborough	215,429.19	218,593.02	3,163.83	974,175	16,064,664
30 Holmes	3,126.54	3,093.85	0.00	0	233,148
31 Indian River	17,418.03	17,481.85	63.82	19,651	1,298,871
32 Jackson	6,187.99	6,075.03	0.00	0	461,442
33 Jefferson	759.04	766.47	7.43	2,288	56,602
34 Lafayette	1,187.53	1,206.61	19.08	5,875	88,555
35 Lake	43,408.89	44,486.78	1,077.89	331,893	3,237,023
36 Lee	92,895.22	94,315.64	1,420.42	437,362	6,927,244
37 Leon	34,033.10	33,832.94	0.00	0	2,537,866
38 Levy	5,384.43	5,414.04	29.61	9,117	401,520
39 Liberty	1,306.36	1,295.88	0.00	0	97,416
40 Madison	2,601.85	2,524.09	0.00	0	194,021
41 Manatee	48,852.61	49,538.80	686.19	211,285	3,642,964
42 Marion	42,489.74	43,252.30	762.56	234,800	3,168,481
43 Martin	18,378.91	18,771.60	392.69	120,913	1,370,525
44 Monroe	8,154.34	8,397.29	242.95	74,807	608,073
45 Nassau	12,121.90	12,305.01	183.11	56,381	903,936
46 Okaloosa	31,449.44	32,060.72	611.28	188,219	2,345,201
47 Okeechobee	6,408.05	6,600.93	192.88	59,390	477,852
48 Orange	206,450.84	207,165.16	714.32	219,946	15,395,144
49 Osceola	67,632.30	69,264.62	1,632.32	502,608	5,043,375
50 Palm Beach	190,145.58	192,697.69	2,552.11	785,820	14,179,252
51 Pasco	74,323.92	76,193.41	1,869.49	575,635	5,542,372
52 Pinellas	98,973.07	98,430.98	0.00	0	7,380,472
53 Polk	104,305.23	106,947.43	2,642.20	813,560	7,778,094
54 Putnam	10,671.39	10,601.83	0.00	0	795,771
55 St. Johns	41,119.21	42,847.42	1,728.21	532,133	3,066,280
56 St. Lucie	40,384.32	41,119.17	734.85	226,268	3,011,479
57 Santa Rosa	27,956.74	28,671.32	714.58	220,026	2,084,748
58 Sarasota	42,958.16	43,607.40	649.24	199,907	3,203,412
59 Seminole	67,246.99	67,149.18	0.00	0	5,014,642
60 Sumter	8,598.73	8,714.66	115.93	35,696	641,212
61 Suwannee	5,920.34	5,904.98	0.00	0	441,483
62 Taylor	2,573.64	2,655.83	82.19	25,307	191,918
63 Union	2,271.67	2,334.12	62.45	19,229	169,400
64 Volusia	62,026.53	62,137.81	111.28	34,264	4,625,350
65 Wakulla	5,043.51	5,072.14	28.63	8,815	376,097
66 Walton	9,629.70	10,273.03	643.33	198,088	718,092
67 Washington	3,375.42	3,416.54	41.12	12,661	251,707
69 FAMU Lab School	622.62	593.68	0.00	0	46,429
70 FAU - Palm Beach	1,146.46	1,207.02	60.56	18,647	85,492
71 FAU - St. Lucie	1,410.18	1,451.25	41.07	12,646	105,158
72 FSU Lab - Broward	707.78	712.66	4.88	1,503	52,780
73 FSU Lab - Leon	1,723.15	1,780.63	57.48	17,699	128,496
74 UF Lab School	1,146.76	1,126.71	0.00	0	85,514
75 Virtual School	36,242.83	36,633.04	390.21	120,150	2,702,646

State 2,831,913.23 2,858,138.67 29,694.34 9,143,186.00 211,177,208

2019-20 FEFP Third Calculation
Instructional Materials Allocation - Page 2

District	Dual Enrollment FTE	Dual Enrollment Allocation	ESE FTE	ESE Apps Allocation	Total Instructional Materials Allocation	Library Media Materials Allocation	Science Lab Materials Allocation	Net Growth & Maintenance
	-1-	-2-	-3-	-4-	-5-	-6-	-7-	-8-
1 Alachua	338.13	127,571	4,193.15	30,672	2,377,717	127,100	34,741	2,215,876
2 Baker	38.88	14,669	725.56	5,307	384,732	20,566	5,621	358,545
3 Bay	212.62	80,218	4,781.94	34,978	2,035,171	108,789	29,736	1,896,646
4 Bradford	30.27	11,420	774.18	5,663	242,430	12,959	3,542	225,929
5 Brevard	1,264.04	476,901	14,071.62	102,929	6,189,909	330,879	90,440	5,768,590
6 Broward	2,433.23	918,017	40,776.17	298,264	21,250,238	1,135,924	310,486	19,803,828
7 Calhoun	30.20	11,394	453.53	3,317	173,233	9,260	2,531	161,442
8 Charlotte	332.02	125,266	3,396.49	24,844	1,332,748	71,242	19,473	1,242,033
9 Citrus	143.14	54,004	2,191.71	16,032	1,260,367	67,372	18,415	1,174,580
10 Clay	428.63	161,715	8,456.02	61,853	3,200,747	171,095	46,766	2,982,886
11 Collier	778.78	293,821	6,923.25	50,641	3,998,423	213,734	58,421	3,726,268
12 Columbia	103.06	38,883	1,769.95	12,947	821,259	43,900	11,999	765,360
13 Dade	2,381.32	898,432	42,619.20	311,746	26,978,082	1,442,104	394,175	25,141,803
14 DeSoto	69.06	26,055	715.16	5,231	406,436	21,726	5,938	378,772
15 Dixie	21.31	8,040	514.09	3,760	183,951	9,833	2,688	171,430
16 Duval	1,034.06	390,134	22,709.75	166,114	10,592,889	566,239	154,772	9,871,878
17 Escambia	230.59	86,998	6,567.16	48,037	3,115,977	166,563	45,527	2,903,887
18 Flagler	346.42	130,698	2,131.36	15,590	1,104,434	59,037	16,137	1,029,260
19 Franklin	8.06	3,041	262.37	1,919	101,863	5,445	1,488	94,930
20 Gadsden	31.26	11,794	805.03	5,889	379,803	20,302	5,549	353,952
21 Gilchrist	47.20	17,808	568.73	4,160	249,646	13,345	3,648	232,653
22 Glades	11.05	4,169	378.27	2,767	148,025	7,913	2,163	137,949
23 Gulf	13.35	5,037	394.17	2,883	151,012	8,072	2,206	140,734
24 Hamilton	4.66	1,758	181.75	1,329	123,349	6,594	1,802	114,953
25 Hardee	59.00	22,260	681.91	4,988	405,553	21,679	5,925	377,949
26 Hendry	122.57	46,244	1,080.52	7,904	1,054,933	56,391	15,414	983,128
27 Hernando	240.45	90,718	3,754.99	27,467	1,917,674	102,509	28,019	1,787,146
28 Highlands	167.58	63,225	1,896.49	13,872	992,203	53,038	14,497	924,668
29 Hillsborough	1,281.52	483,496	33,808.04	247,295	17,769,630	949,869	259,631	16,560,130
30 Holmes	45.65	17,223	466.80	3,414	253,785	13,566	3,708	236,511
31 Indian River	177.87	67,107	2,899.44	21,208	1,406,837	75,202	20,555	1,311,080
32 Jackson	72.26	27,262	1,062.76	7,774	496,478	26,539	7,254	462,685
33 Jefferson	5.33	2,011	176.63	1,292	62,193	3,325	909	57,959
34 Lafayette	43.60	16,450	213.19	1,559	112,439	6,010	1,643	104,786
35 Lake	528.97	199,572	7,667.12	56,083	3,824,571	204,441	55,881	3,564,249
36 Lee	834.43	314,817	11,668.69	85,353	7,764,776	415,063	113,451	7,236,262
37 Leon	172.75	65,176	5,583.92	40,845	2,643,887	141,328	38,630	2,463,929
38 Levy	64.33	24,271	1,013.05	7,410	442,318	23,644	6,463	412,211
39 Liberty	15.21	5,738	286.34	2,094	105,248	5,626	1,538	98,084
40 Madison	37.73	14,235	427.72	3,129	211,385	11,300	3,089	196,996
41 Manatee	456.25	172,135	8,326.74	60,907	4,087,291	218,485	59,719	3,809,087
42 Marion	288.66	108,907	6,949.91	50,836	3,563,024	190,460	52,059	3,320,505
43 Martin	541.01	204,114	2,946.59	21,553	1,717,105	91,787	25,088	1,600,230
44 Monroe	48.09	18,144	1,631.21	11,932	712,956	38,111	10,417	664,428
45 Nassau	131.08	49,454	2,007.12	14,681	1,024,452	54,762	14,968	954,722
46 Okaloosa	298.19	112,502	5,656.76	41,377	2,687,299	143,649	39,264	2,504,386
47 Okeechobee	64.10	24,184	1,534.54	11,225	572,651	30,611	8,367	533,673
48 Orange	2,560.04	965,860	23,068.53	168,739	16,749,689	895,349	244,729	15,609,611
49 Osceola	804.54	303,540	9,091.01	66,498	5,916,021	316,239	86,439	5,513,343
50 Palm Beach	724.60	273,379	31,767.37	232,368	15,470,819	826,987	226,043	14,417,789
51 Pasco	726.30	274,021	12,671.03	92,684	6,484,712	346,638	94,748	6,043,326
52 Pinellas	1,144.29	431,722	14,887.18	108,895	7,921,089	423,419	115,734	7,381,936
53 Polk	1,420.33	535,867	16,051.34	117,410	9,244,931	494,185	135,077	8,615,669
54 Putnam	96.95	36,578	2,288.25	16,738	849,087	45,388	12,406	791,293
55 St. Johns	299.71	113,076	7,276.01	53,222	3,764,711	201,241	55,006	3,508,464
56 St. Lucie	616.75	232,689	5,540.36	40,526	3,510,962	187,677	51,298	3,271,987
57 Santa Rosa	498.87	188,215	4,287.63	31,363	2,524,352	134,938	36,883	2,352,531
58 Sarasota	695.79	262,510	7,437.47	54,403	3,720,232	198,864	54,356	3,467,012
59 Seminole	312.90	118,052	10,392.96	76,021	5,208,715	278,430	76,104	4,854,181
60 Sumter	92.44	34,876	1,402.79	10,261	722,045	38,597	10,550	672,898
61 Suwannee	48.61	18,340	998.78	7,306	467,129	24,970	6,825	435,334
62 Taylor	29.52	11,137	526.84	3,854	232,216	12,413	3,393	216,410
63 Union	19.22	7,251	434.17	3,176	199,056	10,640	2,908	185,508
64 Volusia	625.12	235,847	11,508.21	84,179	4,979,640	266,185	72,757	4,640,698
65 Wakulla	93.13	35,136	1,070.81	7,833	427,881	22,872	6,252	398,757
66 Walton	259.07	97,743	1,341.16	9,810	1,023,733	54,723	14,958	954,052
67 Washington	63.59	23,991	758.86	5,551	293,910	15,711	4,294	273,905
69 FAMU Lab School	8.80	3,320	28.19	206	49,955	2,670	730	46,555
70 FAU - Palm Beach	483.48	182,409	69.97	512	287,060	15,345	4,194	267,521
71 FAU - St. Lucie	0.00	0	149.70	1,095	118,899	6,356	1,737	110,806
72 FSU Lab - Broward	0.00	0	88.12	645	54,928	2,936	803	51,189
73 FSU Lab - Leon	45.46	17,151	99.19	726	164,072	8,770	2,397	152,905
74 UF Lab School	18.82	7,100	98.96	724	93,338	4,989	1,364	86,985
75 Virtual School	43.02	16,231	340.18	2,488	2,841,515	0	0	2,841,515
State	27,759.32	10,473,129	431,776.16	3,158,303	233,951,826	12,353,920	3,376,738	218,221,168

2019-20 FEFP Third Calculation
 Student Transportation Allocation

District	Adjusted ESE Allocation Factor	ESE Transportation Allocation	Adjusted Base Allocation Factor	Base Transportation Allocation	Total Transportation Allocation
	-1-	-2-	-3-	-4-	-5-
1 Alachua	661.69	573,685	7,471.11	3,273,136	3,846,821
2 Baker	123.09	106,719	2,763.85	1,210,858	1,317,577
3 Bay	710.58	616,073	6,336.38	2,776,004	3,392,077
4 Bradford	103.06	89,353	1,257.85	551,071	640,424
5 Brevard	1,505.25	1,305,052	22,313.64	9,775,733	11,080,785
6 Broward	3,339.13	2,895,026	68,600.43	30,054,240	32,949,266
7 Calhoun	49.53	42,943	882.98	386,839	429,782
8 Charlotte	978.84	848,654	5,608.99	2,457,331	3,305,985
9 Citrus	277.10	240,246	8,223.56	3,602,789	3,843,035
10 Clay	1,798.91	1,559,655	13,364.01	5,854,849	7,414,504
11 Collier	907.24	786,577	15,558.53	6,816,281	7,602,858
12 Columbia	341.65	296,211	4,058.68	1,778,131	2,074,342
13 Dade	3,482.11	3,018,989	35,528.34	15,565,168	18,584,157
14 DeSoto	185.58	160,898	1,420.81	622,465	783,363
15 Dixie	23.32	20,218	1,064.08	466,179	486,397
16 Duval	4,927.72	4,272,333	36,137.24	15,831,931	20,104,264
17 Escambia	1,367.61	1,185,718	16,034.46	7,024,788	8,210,506
18 Flagler	363.37	315,042	5,132.62	2,248,630	2,563,672
19 Franklin	0.00	0	663.80	290,815	290,815
20 Gadsden	283.34	245,656	2,611.07	1,143,925	1,389,581
21 Gilchrist	16.09	13,950	1,081.59	473,851	487,801
22 Glades	1.71	1,483	579.63	253,939	255,422
23 Gulf	42.58	36,917	646.23	283,117	320,034
24 Hamilton	19.90	17,253	951.36	416,796	434,049
25 Hardee	90.25	78,247	2,320.43	1,016,594	1,094,841
26 Hendry	207.38	179,798	3,032.19	1,328,420	1,508,218
27 Hernando	184.82	160,239	11,750.57	5,147,992	5,308,231
28 Highlands	528.09	457,854	4,659.27	2,041,253	2,499,107
29 Hillsborough	5,693.34	4,936,126	63,609.89	27,867,856	32,803,982
30 Holmes	6.87	5,956	1,578.99	691,764	697,720
31 Indian River	433.15	375,541	5,550.44	2,431,679	2,807,220
32 Jackson	309.71	268,519	2,701.91	1,183,722	1,452,241
33 Jefferson	15.21	13,187	585.10	256,336	269,523
34 Lafayette	0.00	0	426.93	187,040	187,040
35 Lake	1,803.45	1,563,591	16,738.88	7,333,399	8,896,990
36 Lee	3,624.52	3,142,459	48,198.98	21,116,248	24,258,707
37 Leon	350.97	304,291	9,364.84	4,102,790	4,407,081
38 Levy	191.51	166,039	2,520.35	1,104,180	1,270,219
39 Liberty	47.21	40,931	461.47	202,173	243,104
40 Madison	33.98	29,461	1,078.72	472,593	502,054
41 Manatee	662.13	574,067	14,886.87	6,522,023	7,096,090
42 Marion	2,210.28	1,916,313	19,371.65	8,486,830	10,403,143
43 Martin	248.02	215,033	5,766.26	2,526,231	2,741,264
44 Monroe	187.78	162,805	2,034.39	891,278	1,054,083
45 Nassau	390.94	338,945	6,577.88	2,881,807	3,220,752
46 Okaloosa	1,373.94	1,191,206	12,539.30	5,493,539	6,684,745
47 Okeechobee	212.78	184,480	3,237.19	1,418,231	1,602,711
48 Orange	3,147.86	2,729,195	62,710.03	27,473,622	30,202,817
49 Osceola	2,068.53	1,793,416	21,460.59	9,402,007	11,195,423
50 Palm Beach	6,448.53	5,590,876	52,013.23	22,787,293	28,378,169
51 Pasco	2,764.37	2,396,709	34,232.85	14,997,607	17,394,316
52 Pinellas	3,178.01	2,755,335	24,453.77	10,713,336	13,468,671
53 Polk	3,920.97	3,399,481	47,412.51	20,771,691	24,171,172
54 Putnam	356.13	308,765	4,938.26	2,163,480	2,472,245
55 St. Johns	1,093.67	948,212	20,851.24	9,135,047	10,083,259
56 St. Lucie	1,788.54	1,550,664	19,930.67	8,731,740	10,282,404
57 Santa Rosa	1,083.91	939,750	14,036.08	6,149,287	7,089,037
58 Sarasota	929.00	805,443	13,865.12	6,074,388	6,879,831
59 Seminole	461.59	400,199	24,739.84	10,838,665	11,238,864
60 Sumter	180.65	156,624	2,417.73	1,059,221	1,215,845
61 Suwannee	164.35	142,491	2,861.45	1,253,618	1,396,109
62 Taylor	100.55	87,177	1,420.51	622,334	709,511
63 Union	16.38	14,201	1,013.54	444,038	458,239
64 Volusia	1,148.56	995,802	21,678.66	9,497,545	10,493,347
65 Wakulla	160.10	138,807	3,368.08	1,475,575	1,614,382
66 Walton	347.28	301,092	4,994.81	2,188,255	2,489,347
67 Washington	87.85	76,166	1,945.35	852,269	928,435
69 FAMU Lab School	0.00	0	0.00	0	0
70 FAU - Palm Beach	0.00	0	0.00	0	0
71 FAU - St. Lucie	0.00	0	0.00	0	0
72 FSU Lab - Broward	0.00	0	0.00	0	0
73 FSU Lab - Leon	0.00	0	0.00	0	0
74 UF Lab School	0.00	0	0.00	0	0
75 Virtual School	0.00	0	0.00	0	0

State 69,762.56 60,484,144.00 877,628.06 384,493,862.00 444,978,006.00

2019-20 FEFP Third Calculation
 Teachers Classroom Supply Assistance Program

District	2019-20 Appropriated Unweighted FTE	Teachers Classroom Supply Assistance
	-1-	-2-
1 Alachua	29,220.80	562,922
2 Baker	4,935.40	95,078
3 Bay	25,200.41	485,471
4 Bradford	3,064.47	59,035
5 Brevard	72,836.64	1,403,156
6 Broward	266,367.34	5,131,415
7 Calhoun	2,138.30	41,193
8 Charlotte	15,647.59	301,442
9 Citrus	15,114.05	291,164
10 Clay	38,246.50	736,797
11 Collier	47,454.81	914,190
12 Columbia	10,027.72	193,178
13 Dade	343,591.85	6,619,101
14 DeSoto	4,866.34	93,747
15 Dixie	2,210.33	42,581
16 Duval	129,792.28	2,500,374
17 Escambia	39,365.19	758,348
18 Flagler	12,908.14	248,668
19 Franklin	1,242.42	23,935
20 Gadsden	4,740.41	91,321
21 Gilchrist	2,683.31	51,692
22 Glades	1,748.75	33,689
23 Gulf	1,864.02	35,909
24 Hamilton	1,579.88	30,435
25 Hardee	4,979.93	95,936
26 Hendry	6,952.16	133,929
27 Hernando	23,000.44	443,090
28 Highlands	12,320.78	237,353
29 Hillsborough	217,140.48	4,183,087
30 Holmes	3,104.74	59,811
31 Indian River	17,268.31	332,664
32 Jackson	6,147.32	118,425
33 Jefferson	730.75	14,077
34 Lafayette	1,183.69	22,803
35 Lake	44,046.71	848,535
36 Lee	94,079.06	1,812,379
37 Leon	34,141.75	657,721
38 Levy	5,386.12	103,761
39 Liberty	1,275.45	24,571
40 Madison	2,558.60	49,290
41 Manatee	49,075.71	945,416
42 Marion	42,460.16	817,971
43 Martin	18,308.10	352,695
44 Monroe	8,283.21	159,571
45 Nassau	12,350.03	237,916
46 Okaloosa	31,788.25	612,382
47 Okeechobee	6,450.11	124,258
48 Orange	210,457.18	4,054,337
49 Osceola	69,498.02	1,338,840
50 Palm Beach	190,923.36	3,678,029
51 Pasco	75,725.34	1,458,805
52 Pinellas	98,548.84	1,898,487
53 Polk	105,542.39	2,033,214
54 Putnam	10,650.37	205,173
55 St. Johns	42,768.20	823,905
56 St. Lucie	40,951.73	788,912
57 Santa Rosa	28,358.90	546,318
58 Sarasota	43,244.94	833,089
59 Seminole	67,613.07	1,302,527
60 Sumter	8,653.38	166,702
61 Suwannee	5,735.87	110,498
62 Taylor	2,537.42	48,882
63 Union	2,306.97	44,442
64 Volusia	61,970.25	1,193,821
65 Wakulla	4,981.09	95,958
66 Walton	9,898.75	190,694
67 Washington	3,438.97	66,250
69 FAMU Lab School	650.87	12,539
70 FAU - Palm Beach	1,143.28	22,025
71 FAU - St. Lucie	1,414.26	27,245
72 FSU Lab - Broward	713.00	13,736
73 FSU Lab - Leon	1,777.85	34,249
74 UF Lab School	1,153.20	22,216
75 Virtual School	0.00	0

State 2,810,536.31 54,143,375

2019-20 FEFP Third Calculation
 Reading Allocation

District	Minimum Reading Allocation	FEFP Base Funding	Reading Base Allocation	Total Reading Allocation
	-1-	-2-	-3-	-4-
1 Alachua	115,000	132,549,315	1,198,846	1,313,846
2 Baker	115,000	21,791,480	197,094	312,094
3 Bay	115,000	116,533,120	1,053,987	1,168,987
4 Bradford	115,000	13,132,304	118,775	233,775
5 Brevard	115,000	341,335,460	3,087,218	3,202,218
6 Broward	115,000	1,286,935,792	11,639,726	11,754,726
7 Calhoun	115,000	9,231,408	83,494	198,494
8 Charlotte	115,000	71,641,462	647,963	762,963
9 Citrus	115,000	66,983,103	605,831	720,831
10 Clay	115,000	177,689,275	1,607,115	1,722,115
11 Collier	115,000	236,605,370	2,139,984	2,254,984
12 Columbia	115,000	43,523,097	393,646	508,646
13 Dade	115,000	1,645,048,825	14,878,689	14,993,689
14 DeSoto	115,000	21,478,088	194,259	309,259
15 Dixie	115,000	9,467,549	85,630	200,630
16 Duval	115,000	614,380,802	5,556,784	5,671,784
17 Escambia	115,000	180,982,274	1,636,899	1,751,899
18 Flagler	115,000	56,234,454	508,614	623,614
19 Franklin	115,000	5,464,044	49,420	164,420
20 Gadsden	115,000	21,176,532	191,532	306,532
21 Gilchrist	115,000	12,494,131	113,004	228,004
22 Glades	115,000	7,959,325	71,988	186,988
23 Gulf	115,000	8,393,404	75,914	190,914
24 Hamilton	115,000	6,622,337	59,896	174,896
25 Hardee	115,000	22,054,032	199,468	314,468
26 Hendry	115,000	39,463,682	356,930	471,930
27 Hernando	115,000	103,288,963	934,200	1,049,200
28 Highlands	115,000	52,671,658	476,390	591,390
29 Hillsborough	115,000	1,032,697,795	9,340,263	9,455,263
30 Holmes	115,000	13,092,629	118,417	233,417
31 Indian River	115,000	81,250,858	734,876	849,876
32 Jackson	115,000	26,657,673	241,106	356,106
33 Jefferson	115,000	3,410,929	30,850	145,850
34 Lafayette	115,000	5,181,547	46,865	161,865
35 Lake	115,000	204,018,483	1,845,251	1,960,251
36 Lee	115,000	444,800,932	4,023,014	4,138,014
37 Leon	115,000	153,912,852	1,392,069	1,507,069
38 Levy	115,000	23,938,387	216,511	331,511
39 Liberty	115,000	5,851,658	52,925	167,925
40 Madison	115,000	10,556,531	95,479	210,479
41 Manatee	115,000	226,465,433	2,048,273	2,163,273
42 Marion	115,000	190,578,864	1,723,696	1,838,696
43 Martin	115,000	90,743,793	820,735	935,735
44 Monroe	115,000	40,759,236	368,648	483,648
45 Nassau	115,000	56,306,303	509,264	624,264
46 Okaloosa	115,000	148,595,364	1,343,975	1,458,975
47 Okeechobee	115,000	29,435,752	266,232	381,232
48 Orange	115,000	1,003,757,090	9,078,508	9,193,508
49 Osceola	115,000	319,787,661	2,892,328	3,007,328
50 Palm Beach	115,000	962,411,018	8,704,553	8,819,553
51 Pasco	115,000	352,481,432	3,188,028	3,303,028
52 Pinellas	115,000	465,020,139	4,205,887	4,320,887
53 Polk	115,000	480,067,856	4,341,987	4,456,987
54 Putnam	115,000	46,534,417	420,882	535,882
55 St. Johns	115,000	206,034,297	1,863,483	1,978,483
56 St. Lucie	115,000	189,270,916	1,711,866	1,826,866
57 Santa Rosa	115,000	130,828,179	1,183,279	1,298,279
58 Sarasota	115,000	209,809,510	1,897,628	2,012,628
59 Seminole	115,000	311,850,485	2,820,540	2,935,540
60 Sumter	115,000	38,596,189	349,084	464,084
61 Suwannee	115,000	25,220,691	228,109	343,109
62 Taylor	115,000	11,719,832	106,000	221,000
63 Union	115,000	10,274,728	92,930	207,930
64 Volusia	115,000	280,497,201	2,536,965	2,651,965
65 Wakulla	115,000	22,313,952	201,819	316,819
66 Walton	115,000	45,907,593	415,212	530,212
67 Washington	115,000	15,314,206	138,510	253,510
69 FAMU Lab School	115,000	2,565,124	23,200	138,200
70 FAU - Palm Beach	115,000	5,526,114	49,981	164,981
71 FAU - St. Lucie	115,000	6,569,387	59,417	174,417
72 FSU Lab - Broward	115,000	3,345,198	30,256	145,256
73 FSU Lab - Leon	115,000	7,833,967	70,855	185,855
74 UF Lab School	115,000	4,940,510	44,685	159,685
75 Virtual School	115,000	160,568,177	1,452,263	1,567,263

State 8,510,000 13,432,432,174 121,490,000 130,000,000

2019-20 FEFP Third Calculation
 Virtual Education Contribution - Page 1

District	Base FEFP Funding	State-Funded Discretionary Contribution	0.748 Mills Discretionary Local Effort	0.748 Mills Compression	Reading Allocation	Instructional Materials	Best and Brightest Teacher/Principals Allocation	Total Funds	Total Unweighted FTE	Total Funds per FTE
	-1-	-2-	-3-	-4-	-5-	-6-	-7-	-8-	-9-	-10-
1 Alachua	132,549,315	0	12,368,223	3,813,201	1,313,846	2,377,717	2,847,411	155,269,713	29,244.58	5,309.35
2 Baker	21,791,480	0	750,996	1,945,675	312,094	384,732	559,499	25,744,476	4,873.69	5,282.34
3 Bay	116,533,120	0	12,337,995	1,249,711	1,168,987	2,035,171	2,577,038	135,902,022	24,557.11	5,534.12
4 Bradford	13,132,304	0	748,528	873,165	233,775	242,430	385,639	15,615,841	2,930.87	5,328.06
5 Brevard	341,335,460	0	32,640,811	7,901,655	3,202,218	6,189,909	7,111,333	398,381,386	73,272.02	5,372.02
6 Broward	1,286,935,792	0	155,920,616	0	11,754,726	21,250,238	26,516,506	1,502,377,878	268,012.92	5,605.62
7 Calhoun	9,231,408	0	307,606	861,999	198,494	173,233	294,276	11,067,016	2,113.83	5,235.53
8 Charlotte	71,641,462	0	14,071,228	0	762,963	1,332,748	1,599,067	89,407,468	15,570.89	5,741.96
9 Citrus	66,983,103	0	7,951,267	516,339	720,831	1,260,367	1,467,215	78,899,122	15,303.47	5,155.64
10 Clay	177,689,275	0	9,125,967	12,065,520	1,722,115	3,200,747	3,779,736	207,583,360	38,299.59	5,419.99
11 Collier	236,605,370	0	70,308,025	0	2,254,984	3,998,423	5,024,224	318,191,026	47,322.41	6,723.90
12 Columbia	43,523,097	0	2,251,717	3,332,031	508,646	821,259	996,222	51,432,972	10,091.56	5,096.63
13 Dade	1,645,048,825	0	243,855,073	0	14,993,689	26,978,082	34,088,096	1,964,963,764	344,789.93	5,699.02
14 DeSoto	21,478,088	0	1,400,243	1,305,602	309,259	406,436	543,992	25,443,620	4,890.26	5,202.92
15 Dixie	9,467,549	0	407,005	823,199	200,630	183,951	296,198	11,378,532	2,223.36	5,117.72
16 Duval	614,380,802	0	53,731,822	18,446,563	5,671,784	10,592,889	12,750,941	715,574,801	130,447.37	5,485.54
17 Escambia	180,982,274	0	14,694,333	7,275,299	1,751,899	3,115,977	3,819,777	211,639,559	39,705.83	5,330.19
18 Flagler	56,234,454	0	7,462,055	0	623,614	1,104,434	1,267,558	66,692,115	12,842.38	5,193.13
19 Franklin	5,464,044	0	1,592,536	0	164,420	101,863	211,542	7,534,405	1,256.14	5,998.06
20 Gadsden	21,176,532	0	1,154,382	1,509,972	306,532	379,803	533,667	25,060,888	4,815.27	5,204.46
21 Gilchrist	12,494,131	0	594,483	923,358	228,004	249,646	350,567	14,840,189	2,743.19	5,409.83
22 Glades	7,959,325	0	513,693	473,670	186,988	148,025	261,838	9,543,539	1,784.47	5,348.11
23 Gulf	8,393,404	0	1,257,275	0	190,914	151,012	273,596	10,266,201	1,866.72	5,499.59
24 Hamilton	6,622,337	0	650,730	211,515	174,896	123,349	238,330	8,021,157	1,558.35	5,147.21
25 Hardee	22,054,032	0	1,229,301	1,570,719	314,468	405,553	550,072	26,124,145	5,060.47	5,162.39
26 Hendry	39,463,682	0	1,672,048	3,103,729	471,930	1,054,933	763,645	46,529,967	8,631.30	5,390.84
27 Hernando	103,288,963	0	7,582,248	5,180,357	1,049,200	1,917,674	2,232,997	121,251,439	23,065.84	5,256.75
28 Highlands	52,671,658	0	3,953,902	2,764,557	591,390	992,203	1,206,246	62,179,956	12,142.29	5,120.94
29 Hillsborough	1,032,697,795	0	81,121,496	39,827,648	9,455,263	17,769,630	21,325,884	1,202,197,716	218,593.02	5,499.71
30 Holmes	13,092,629	0	380,628	1,331,222	233,417	253,785	371,262	15,662,943	3,093.85	5,062.61
31 Indian River	81,250,858	0	14,297,336	0	849,876	1,406,837	1,764,649	99,569,556	17,481.85	5,695.60
32 Jackson	26,657,673	0	1,174,623	2,186,768	356,106	496,478	662,043	31,533,691	6,075.03	5,190.71
33 Jefferson	3,410,929	0	490,219	0	145,850	62,193	167,506	4,276,697	766.47	5,579.73
34 Lafayette	5,181,547	0	208,059	459,574	161,865	112,439	205,146	6,328,630	1,206.61	5,244.97
35 Lake	204,018,483	0	18,062,807	6,552,013	1,960,251	3,824,571	4,273,322	238,691,447	44,486.78	5,365.45
36 Lee	444,800,932	0	65,236,243	0	4,138,014	7,764,776	9,293,349	531,233,314	94,315.64	5,632.51
37 Leon	153,912,852	0	13,657,541	5,062,423	1,507,069	2,643,887	3,314,024	180,097,796	33,832.94	5,323.15
38 Levy	23,938,387	0	1,552,378	1,443,275	331,511	442,318	595,254	28,303,123	5,414.04	5,227.73
39 Liberty	5,851,658	0	202,280	514,749	167,925	105,248	220,031	7,061,891	1,295.88	5,449.49
40 Madison	10,556,531	0	541,247	855,364	210,479	211,385	321,812	12,696,818	2,524.09	5,300.26
41 Manatee	226,465,433	0	29,965,826	0	2,163,273	4,087,291	4,754,285	267,436,108	49,538.80	5,398.52
42 Marion	190,578,864	0	15,060,618	8,871,479	1,838,696	3,563,024	3,966,048	223,878,729	43,252.30	5,176.11
43 Martin	90,743,793	0	17,406,427	0	935,735	1,717,105	1,950,332	112,753,392	18,771.60	6,006.59
44 Monroe	40,759,236	0	22,056,892	0	483,648	712,956	931,717	64,944,449	8,397.29	7,733.98
45 Nassau	56,306,303	0	7,249,281	0	624,264	1,024,452	1,272,268	66,476,568	12,305.01	5,402.40
46 Okaloosa	148,595,364	0	14,372,184	3,367,337	1,458,975	2,687,299	3,155,214	173,636,373	32,060.72	5,415.86
47 Okeechobee	29,435,752	0	1,664,441	1,987,936	381,232	572,651	694,065	34,736,077	6,600.93	5,262.30
48 Orange	1,003,757,090	0	112,058,647	2,568,848	9,193,508	16,749,689	21,273,282	1,165,601,064	207,165.16	5,626.43
49 Osceola	319,787,661	0	22,202,008	16,122,726	3,007,328	5,916,021	6,753,668	373,789,412	69,264.62	5,396.54
50 Palm Beach	962,411,018	0	151,751,230	0	8,819,553	15,470,819	19,828,473	1,158,281,093	192,697.69	6,010.87
51 Pasco	352,481,432	0	23,519,232	18,639,194	3,303,028	6,484,712	7,352,272	411,779,870	76,193.41	5,404.40
52 Pinellas	465,020,139	0	66,681,405	0	4,320,887	7,921,089	9,722,030	553,665,550	98,430.98	5,624.91
53 Polk	480,067,856	0	29,335,032	29,840,472	4,456,987	9,244,931	9,887,696	562,832,974	106,947.43	5,262.71
54 Putnam	46,534,417	0	3,086,601	2,779,482	535,882	849,087	1,065,476	54,850,945	10,601.83	5,173.72
55 St. Johns	206,034,297	0	22,125,235	1,582,784	1,978,483	3,764,711	4,334,416	239,819,926	42,847.42	5,597.07
56 St. Lucie	189,270,916	0	17,991,976	4,759,544	1,826,866	3,510,962	3,991,451	221,351,715	41,119.17	5,383.18
57 Santa Rosa	130,828,179	0	8,304,881	7,559,194	1,298,279	2,524,352	2,782,111	153,296,996	28,671.32	5,346.70
58 Sarasota	209,809,510	0	47,688,837	0	2,012,628	3,720,232	4,402,735	267,633,942	43,607.40	6,137.35
59 Seminole	311,850,485	0	27,899,034	9,255,171	2,935,540	5,208,715	6,577,667	363,726,612	67,149.18	5,416.69
60 Sumter	38,596,189	0	10,310,449	0	464,084	722,045	889,600	50,982,367	8,714.66	5,850.18
61 Suwannee	25,220,691	0	1,531,123	1,736,182	343,109	467,129	607,208	29,905,442	5,904.98	5,064.44
62 Taylor	11,719,832	0	1,078,952	390,540	221,000	232,216	329,833	13,972,373	2,655.83	5,261.02
63 Union	10,274,728	0	202,346	1,089,147	207,930	199,056	310,690	12,283,897	2,334.12	5,262.75
64 Volusia	280,497,201	0	29,576,463	4,805,117	2,651,965	4,979,640	5,902,163	328,412,549	62,137.81	5,285.23
65 Wakulla	22,313,952	0	1,066,111	1,740,353	316,819	427,881	554,354	26,419,470	5,072.14	5,208.74
66 Walton	45,907,593	0	15,704,346	0	530,212	1,023,733	1,012,755	64,178,639	10,273.03	6,247.29
67 Washington	15,314,206	0	681,177	1,209,216	253,510	293,910	417,629	18,169,648	3,416.54	5,318.14
69 FAMU Lab School	2,565,124	239,657	0	88,832	138,200	49,955	158,718	3,240,486	593.68	5,458.30
70 FAU - Palm Beach	5,526,114	950,540	0	0	164,981	287,060	208,640	7,137,335	1,207.02	5,913.19
71 FAU - St. Lucie	6,569,387	635,009	0	167,982	174,417	118,899	232,958	7,898,652	1,451.25	5,442.65
72 FSU Lab - Broward	3,345,198	414,604	0	0	145,256	54,928	169,591	4,129,577	712.66	5,794.60
73 FSU Lab - Leon	7,833,967	718,805	0	266,436	185,855	164,072	261,424	9,430,559	1,780.63	5,296.19
74 UF Lab School	4,940,510	476,508	0	146,912	159,685	93,338	204,479	6,021,432	1,126.71	5,344.26
75 Virtual School	160,568,177	19,969,403	0	300,025	1,567,263	2,841,515	3,483,242	188,729,625	36,633.04	5,151.90

State 13,432,432,174 23,404,526 1,558,029,718 253,655,781 130,000,000 233,951,826 284,500,000 15,915,974,025 2,858,138.67 5,568.65

2019-20 FEFP Third Calculation
 Virtual Education Contribution - Page 2

District	Total Funds per FTE	Virtual Education Unweighted FTE	Virtual Education Preliminary Allocation	Difference to \$5,230 Per FTE	Virtual FTE Multiplied by Difference per FTE
	-1-	-2-	-3-	-4-	-5-
1 Alachua	5,309.35	300.55	1,595,725	0.00	0
2 Baker	5,282.34	0.73	3,856	0.00	0
3 Bay	5,534.12	77.10	426,681	0.00	0
4 Bradford	5,328.06	25.14	133,947	0.00	0
5 Brevard	5,437.02	584.77	3,179,406	0.00	0
6 Broward	5,605.62	362.57	2,032,430	0.00	0
7 Calhoun	5,235.53	44.92	235,180	0.00	0
8 Charlotte	5,741.96	145.16	833,503	0.00	0
9 Citrus	5,155.64	3.61	18,612	74.36	268
10 Clay	5,419.99	595.07	3,225,273	0.00	0
11 Collier	6,723.90	59.54	400,341	0.00	0
12 Columbia	5,096.63	47.69	243,058	133.37	6,360
13 Dade	5,699.02	281.85	1,606,269	0.00	0
14 DeSoto	5,202.92	1.96	10,198	27.08	53
15 Dixie	5,117.72	7.54	38,588	112.28	847
16 Duval	5,485.54	862.00	4,728,535	0.00	0
17 Escambia	5,330.19	324.74	1,730,926	0.00	0
18 Flagler	5,193.13	138.69	720,235	36.87	5,114
19 Franklin	5,998.06	18.55	111,264	0.00	0
20 Gadsden	5,204.46	9.76	50,796	25.54	249
21 Gilchrist	5,409.83	36.36	196,701	0.00	0
22 Glades	5,348.11	3.77	20,162	0.00	0
23 Gulf	5,499.59	5.69	31,293	0.00	0
24 Hamilton	5,147.21	18.87	97,128	82.79	1,562
25 Hardee	5,162.39	37.93	195,809	67.61	2,564
26 Hendry	5,390.84	1,601.73	8,634,670	0.00	0
27 Hernando	5,256.75	534.58	2,810,153	0.00	0
28 Highlands	5,120.94	203.75	1,043,392	109.06	22,221
29 Hillsborough	5,499.71	3,124.35	17,183,019	0.00	0
30 Holmes	5,062.61	58.54	296,365	167.39	9,799
31 Indian River	5,695.60	30.18	171,893	0.00	0
32 Jackson	5,190.71	56.04	290,887	39.29	2,202
33 Jefferson	5,579.73	11.35	63,330	0.00	0
34 Lafayette	5,244.97	2.59	13,584	0.00	0
35 Lake	5,365.45	227.26	1,219,352	0.00	0
36 Lee	5,632.51	500.00	2,816,255	0.00	0
37 Leon	5,323.15	39.97	212,766	0.00	0
38 Levy	5,227.73	24.65	128,864	2.27	56
39 Liberty	5,449.49	6.95	37,874	0.00	0
40 Madison	5,030.26	0.86	4,326	199.74	172
41 Manatee	5,398.52	64.60	348,744	0.00	0
42 Marion	5,176.11	522.32	2,703,586	53.89	28,148
43 Martin	6,006.59	0.00	0	0.00	0
44 Monroe	7,733.98	0.00	0	0.00	0
45 Nassau	5,402.40	92.86	501,667	0.00	0
46 Okaloosa	5,415.86	384.70	2,083,481	0.00	0
47 Okeechobee	5,262.30	0.00	0	0.00	0
48 Orange	5,626.43	983.53	5,533,763	0.00	0
49 Osceola	5,396.54	1,203.02	6,492,146	0.00	0
50 Palm Beach	6,010.87	309.59	1,860,905	0.00	0
51 Pasco	5,404.40	1,539.58	8,320,506	0.00	0
52 Pinellas	5,624.91	468.11	2,633,077	0.00	0
53 Polk	5,262.71	292.31	1,538,343	0.00	0
54 Putnam	5,173.72	60.21	311,510	56.28	3,389
55 St. Johns	5,597.07	123.73	692,525	0.00	0
56 St. Lucie	5,383.18	158.80	854,849	0.00	0
57 Santa Rosa	5,346.70	244.78	1,308,765	0.00	0
58 Sarasota	6,137.35	195.96	1,202,675	0.00	0
59 Seminole	5,416.69	581.74	3,151,105	0.00	0
60 Sumter	5,850.18	63.39	370,843	0.00	0
61 Suwannee	5,064.44	98.32	497,936	165.56	16,278
62 Taylor	5,261.02	9.73	51,190	0.00	0
63 Union	5,262.75	27.64	145,462	0.00	0
64 Volusia	5,285.23	355.40	1,878,371	0.00	0
65 Wakulla	5,208.74	8.34	43,441	21.26	177
66 Walton	6,247.29	83.70	522,898	0.00	0
67 Washington	5,318.14	28.97	154,067	0.00	0
69 FAMU Lab School	5,458.30	0.00	0	0.00	0
70 FAU - Palm Beach	5,913.19	0.00	0	0.00	0
71 FAU - St. Lucie	5,442.65	0.00	0	0.00	0
72 FSU Lab - Broward	5,794.60	0.00	0	0.00	0
73 FSU Lab - Leon	5,296.19	1.54	8,156	0.00	0
74 UF Lab School	5,344.26	19.12	102,182	0.00	0
75 Virtual School	5,151.90	36,633.04	188,729,759	78.10	2,861,040
State	5,568.65	54,972.39	288,834,598	0.00	2,960,499

2019-20 FEFP Third Calculation
 Digital Classrooms Allocation

District	Lesser of \$250,000 or \$300 per FTE Minimum	Total UFTE	FTE Allocation	Total Digital Classrooms Allocation
	-1-	-2-	-3-	-4-
1 Alachua	250,000	29,244.58	19,467	269,467
2 Baker	250,000	4,873.69	3,244	253,244
3 Bay	250,000	24,557.11	16,347	266,347
4 Bradford	250,000	2,930.87	1,951	251,951
5 Brevard	250,000	73,272.02	48,774	298,774
6 Broward	250,000	268,012.92	178,405	428,405
7 Calhoun	250,000	2,113.83	1,407	251,407
8 Charlotte	250,000	15,570.89	10,365	260,365
9 Citrus	250,000	15,303.47	10,187	260,187
10 Clay	250,000	38,299.59	25,494	275,494
11 Collier	250,000	47,322.41	31,501	281,501
12 Columbia	250,000	10,091.56	6,718	256,718
13 Dade	250,000	344,789.93	229,512	479,512
14 DeSoto	250,000	4,890.26	3,255	253,255
15 Dixie	250,000	2,223.36	1,480	251,480
16 Duval	250,000	130,447.37	86,833	336,833
17 Escambia	250,000	39,705.83	26,431	276,431
18 Flagler	250,000	12,842.38	8,549	258,549
19 Franklin	250,000	1,256.14	836	250,836
20 Gadsden	250,000	4,815.27	3,205	253,205
21 Gilchrist	250,000	2,743.19	1,826	251,826
22 Glades	250,000	1,784.47	1,188	251,188
23 Gulf	250,000	1,866.72	1,243	251,243
24 Hamilton	250,000	1,558.35	1,037	251,037
25 Hardee	250,000	5,060.47	3,369	253,369
26 Hendry	250,000	8,631.30	5,746	255,746
27 Hernando	250,000	23,065.84	15,354	265,354
28 Highlands	250,000	12,142.29	8,083	258,083
29 Hillsborough	250,000	218,593.02	145,508	395,508
30 Holmes	250,000	3,093.85	2,059	252,059
31 Indian River	250,000	17,481.85	11,637	261,637
32 Jackson	250,000	6,075.03	4,044	254,044
33 Jefferson	229,941	766.47	510	230,451
34 Lafayette	250,000	1,206.61	803	250,803
35 Lake	250,000	44,486.78	29,613	279,613
36 Lee	250,000	94,315.64	62,782	312,782
37 Leon	250,000	33,832.94	22,521	272,521
38 Levy	250,000	5,414.04	3,604	253,604
39 Liberty	250,000	1,295.88	863	250,863
40 Madison	250,000	2,524.09	1,680	251,680
41 Manatee	250,000	49,538.80	32,976	282,976
42 Marion	250,000	43,252.30	28,791	278,791
43 Martin	250,000	18,771.60	12,495	262,495
44 Monroe	250,000	8,397.29	5,590	255,590
45 Nassau	250,000	12,305.01	8,191	258,191
46 Okaloosa	250,000	32,060.72	21,341	271,341
47 Okeechobee	250,000	6,600.93	4,394	254,394
48 Orange	250,000	207,165.16	137,901	387,901
49 Osceola	250,000	69,264.62	46,107	296,107
50 Palm Beach	250,000	192,697.69	128,271	378,271
51 Pasco	250,000	76,193.41	50,719	300,719
52 Pinellas	250,000	98,430.98	65,521	315,521
53 Polk	250,000	106,947.43	71,190	321,190
54 Putnam	250,000	10,601.83	7,057	257,057
55 St. Johns	250,000	42,847.42	28,522	278,522
56 St. Lucie	250,000	41,119.17	27,371	277,371
57 Santa Rosa	250,000	28,671.32	19,085	269,085
58 Sarasota	250,000	43,607.40	29,028	279,028
59 Seminole	250,000	67,149.18	44,698	294,698
60 Sumter	250,000	8,714.66	5,801	255,801
61 Suwannee	250,000	5,904.98	3,931	253,931
62 Taylor	250,000	2,655.83	1,768	251,768
63 Union	250,000	2,334.12	1,554	251,554
64 Volusia	250,000	62,137.81	41,363	291,363
65 Wakulla	250,000	5,072.14	3,376	253,376
66 Walton	250,000	10,273.03	6,838	256,838
67 Washington	250,000	3,416.54	2,274	252,274
69 FAMU Lab School	178,104	593.68	395	178,499
70 FAU - Palm Beach	250,000	1,207.02	803	250,803
71 FAU - St. Lucie	250,000	1,451.25	966	250,966
72 FSU Lab - Broward	213,798	712.66	474	214,272
73 FSU Lab - Leon	250,000	1,780.63	1,185	251,185
74 UF Lab School	250,000	1,126.71	750	250,750
75 Virtual School	0	0.00	0	0
State	18,121,843	2,821,505.63	1,878,157	20,000,000

2019-20 FEFP Third Calculation
 Federally Connected Students Supplement

District	Student Allocation	Exempt Property Allocation	Total Allocation
	-1-	-2-	-3-
1 Alachua	0	0	0
2 Baker	0	0	0
3 Bay	170,852	581,027	751,879
4 Bradford	0	0	0
5 Brevard	492,848	2,250,563	2,743,411
6 Broward	0	0	0
7 Calhoun	0	0	0
8 Charlotte	0	0	0
9 Citrus	0	0	0
10 Clay	576,926	0	576,926
11 Collier	0	0	0
12 Columbia	0	0	0
13 Dade	101,375	0	101,375
14 DeSoto	0	0	0
15 Dixie	0	0	0
16 Duval	596,202	406,165	1,002,367
17 Escambia	432,638	1,222,592	1,655,230
18 Flagler	0	0	0
19 Franklin	0	0	0
20 Gadsden	0	0	0
21 Gilchrist	0	0	0
22 Glades	54,657	228,862	283,519
23 Gulf	0	0	0
24 Hamilton	0	0	0
25 Hardee	0	0	0
26 Hendry	0	0	0
27 Hernando	0	0	0
28 Highlands	0	0	0
29 Hillsborough	1,007,364	330,944	1,338,308
30 Holmes	0	0	0
31 Indian River	0	0	0
32 Jackson	0	0	0
33 Jefferson	0	0	0
34 Lafayette	0	0	0
35 Lake	0	0	0
36 Lee	67,496	0	67,496
37 Leon	0	0	0
38 Levy	0	0	0
39 Liberty	0	0	0
40 Madison	0	0	0
41 Manatee	0	0	0
42 Marion	0	0	0
43 Martin	0	0	0
44 Monroe	93,298	916,174	1,009,472
45 Nassau	0	0	0
46 Okaloosa	1,307,036	1,395,860	2,702,896
47 Okeechobee	0	0	0
48 Orange	0	0	0
49 Osceola	0	0	0
50 Palm Beach	24,400	0	24,400
51 Pasco	0	0	0
52 Pinellas	30,546	0	30,546
53 Polk	0	0	0
54 Putnam	0	0	0
55 St. Johns	0	0	0
56 St. Lucie	0	0	0
57 Santa Rosa	495,233	735,773	1,231,006
58 Sarasota	0	0	0
59 Seminole	0	0	0
60 Sumter	0	0	0
61 Suwannee	0	0	0
62 Taylor	0	0	0
63 Union	0	0	0
64 Volusia	0	0	0
65 Wakulla	0	0	0
66 Walton	0	0	0
67 Washington	0	0	0
69 FAMU Lab School	0	0	0
70 FAU - Palm Beach	0	0	0
71 FAU - St. Lucie	0	0	0
72 FSU Lab - Broward	0	0	0
73 FSU Lab - Leon	0	0	0
74 UF Lab School	0	0	0
75 Virtual School	0	0	0
State	5,450,871	8,067,960	13,518,831

2019-20 FEFP Third Calculation
Mental Health Assistance Allocation

District	Minimum	2019-20	Mental Health	Total
	Mental Health		UFTE	Mental Health
	Assistance		Allocation	Assistance
	Allocation	UFTE	Allocation	Allocation
	-1-	-2-	-3-	-4-
1 Alachua	100,000	29,244.58	701,703	801,703
2 Baker	100,000	4,873.69	116,941	216,941
3 Bay	100,000	24,557.11	589,230	689,230
4 Bradford	100,000	2,930.87	70,324	170,324
5 Brevard	100,000	73,272.02	1,758,109	1,858,109
6 Broward	100,000	268,012.92	6,430,777	6,530,777
7 Calhoun	100,000	2,113.83	50,720	150,720
8 Charlotte	100,000	15,570.89	373,612	473,612
9 Citrus	100,000	15,303.47	367,196	467,196
10 Clay	100,000	38,299.59	918,971	1,018,971
11 Collier	100,000	47,322.41	1,135,467	1,235,467
12 Columbia	100,000	10,091.56	242,140	342,140
13 Dade	100,000	344,789.93	8,272,987	8,372,987
14 DeSoto	100,000	4,890.26	117,338	217,338
15 Dixie	100,000	2,223.36	53,348	153,348
16 Duval	100,000	130,447.37	3,129,991	3,229,991
17 Escambia	100,000	39,705.83	952,713	1,052,713
18 Flagler	100,000	12,842.38	308,144	408,144
19 Franklin	100,000	1,256.14	30,140	130,140
20 Gadsden	100,000	4,815.27	115,539	215,539
21 Gilchrist	100,000	2,743.19	65,821	165,821
22 Glades	100,000	1,784.47	42,817	142,817
23 Gulf	100,000	1,866.72	44,791	144,791
24 Hamilton	100,000	1,558.35	37,391	137,391
25 Hardee	100,000	5,060.47	121,422	221,422
26 Hendry	100,000	8,631.30	207,102	307,102
27 Hernando	100,000	23,065.84	553,448	653,448
28 Highlands	100,000	12,142.29	291,345	391,345
29 Hillsborough	100,000	218,593.02	5,244,982	5,344,982
30 Holmes	100,000	3,093.85	74,235	174,235
31 Indian River	100,000	17,481.85	419,464	519,464
32 Jackson	100,000	6,075.03	145,766	245,766
33 Jefferson	100,000	766.47	18,391	118,391
34 Lafayette	100,000	1,206.61	28,952	128,952
35 Lake	100,000	44,486.78	1,067,428	1,167,428
36 Lee	100,000	94,315.64	2,263,036	2,363,036
37 Leon	100,000	33,832.94	811,797	911,797
38 Levy	100,000	5,414.04	129,906	229,906
39 Liberty	100,000	1,295.88	31,094	131,094
40 Madison	100,000	2,524.09	60,564	160,564
41 Manatee	100,000	49,538.80	1,188,648	1,288,648
42 Marion	100,000	43,252.30	1,037,808	1,137,808
43 Martin	100,000	18,771.60	450,411	550,411
44 Monroe	100,000	8,397.29	201,487	301,487
45 Nassau	100,000	12,305.01	295,250	395,250
46 Okaloosa	100,000	32,060.72	769,274	869,274
47 Okeechobee	100,000	6,600.93	158,384	258,384
48 Orange	100,000	207,165.16	4,970,779	5,070,779
49 Osceola	100,000	69,264.62	1,661,955	1,761,955
50 Palm Beach	100,000	192,697.69	4,623,643	4,723,643
51 Pasco	100,000	76,193.41	1,828,206	1,928,206
52 Pinellas	100,000	98,430.98	2,361,781	2,461,781
53 Polk	100,000	106,947.43	2,566,127	2,666,127
54 Putnam	100,000	10,601.83	254,383	354,383
55 St. Johns	100,000	42,847.42	1,028,093	1,128,093
56 St. Lucie	100,000	41,119.17	986,625	1,086,625
57 Santa Rosa	100,000	28,671.32	687,948	787,948
58 Sarasota	100,000	43,607.40	1,046,328	1,146,328
59 Seminole	100,000	67,149.18	1,611,196	1,711,196
60 Sumter	100,000	8,714.66	209,102	309,102
61 Suwannee	100,000	5,904.98	141,686	241,686
62 Taylor	100,000	2,655.83	63,725	163,725
63 Union	100,000	2,334.12	56,005	156,005
64 Volusia	100,000	62,137.81	1,490,952	1,590,952
65 Wakulla	100,000	5,072.14	121,702	221,702
66 Walton	100,000	10,273.03	246,494	346,494
67 Washington	100,000	3,416.54	81,977	181,977
69 FAMU Lab School	100,000	593.68	14,245	114,245
70 FAU - Palm Beach	100,000	1,207.02	28,962	128,962
71 FAU - St. Lucie	100,000	1,451.25	34,822	134,822
72 FSU Lab - Broward	100,000	712.66	17,100	117,100
73 FSU Lab - Leon	100,000	1,780.63	42,725	142,725
74 UF Lab School	100,000	1,126.71	27,035	127,035
75 Virtual School	0	0.00	0	0
State	7,300,000	2,821,505.63	67,700,000	75,000,000

2019-20 FEFP Third Calculation
 Total Funds Compression Allocation

District	2018-19	2018-19	2018-19	Col. 3	25% of Funding	Total	Adjusted
	Total	Unweighted	Total Funding	Amount	Difference	Funds	Funds
	Funding	FTE	Per FTE	Below	Capped at	Compression	Compression
	-1-	-2-	-3-	\$7,432.88	\$100 Per FTE	Allocation	Allocation
				-4-	-5-	-6-	-7-
1 Alachua	209,146,789	29,078.77	7,192.42	240.46	60.12	1,748,216	1,732,836
2 Baker	36,752,436	4,891.42	7,513.65	0.00	0.00	0	0
3 Bay	194,337,711	25,747.11	7,547.94	0.00	0.00	0	0
4 Bradford	23,909,787	3,021.93	7,912.09	0.00	0.00	0	0
5 Brevard	532,256,136	72,645.69	7,326.74	106.14	26.54	1,928,017	1,911,055
6 Broward	1,982,013,831	267,806.79	7,400.91	31.97	7.99	2,139,776	2,120,951
7 Calhoun	17,444,333	2,125.80	8,206.01	0.00	0.00	0	0
8 Charlotte	118,210,849	15,478.71	7,637.00	0.00	0.00	0	0
9 Citrus	109,995,359	15,092.86	7,287.91	144.97	36.24	546,965	542,153
10 Clay	275,782,534	37,780.35	7,299.63	133.25	33.31	1,258,463	1,247,391
11 Collier	404,114,763	46,786.26	8,637.47	0.00	0.00	0	0
12 Columbia	73,371,536	10,019.15	7,323.13	109.75	27.44	274,925	272,506
13 Dade	2,620,573,985	345,550.87	7,583.76	0.00	0.00	0	0
14 DeSoto	36,677,897	4,845.34	7,569.73	0.00	0.00	0	0
15 Dixie	16,760,138	2,196.13	7,631.67	0.00	0.00	0	0
16 Duval	948,427,630	129,122.63	7,345.17	87.71	21.93	2,831,659	2,806,747
17 Escambia	288,526,115	39,619.87	7,282.36	150.52	37.63	1,490,896	1,477,780
18 Flagler	92,705,339	12,848.86	7,215.06	217.82	54.45	699,620	693,465
19 Franklin	10,467,084	1,242.29	8,425.64	0.00	0.00	0	0
20 Gadsden	36,474,774	4,856.08	7,511.16	0.00	0.00	0	0
21 Gilchrist	21,634,544	2,644.12	8,182.13	0.00	0.00	0	0
22 Glades	14,420,220	1,750.10	8,239.65	0.00	0.00	0	0
23 Gulf	15,063,653	1,850.05	8,142.30	0.00	0.00	0	0
24 Hamilton	12,477,938	1,540.97	8,097.46	0.00	0.00	0	0
25 Hardee	37,181,692	5,073.12	7,329.16	103.72	25.93	131,546	130,389
26 Hendry	53,839,291	7,100.72	7,582.23	0.00	0.00	0	0
27 Hernando	166,170,092	22,725.32	7,312.11	120.77	30.19	686,077	680,041
28 Highlands	88,624,081	12,271.69	7,221.83	211.05	52.76	647,454	641,758
29 Hillsborough	1,580,338,728	215,429.19	7,335.77	97.11	24.28	5,230,621	5,184,604
30 Holmes	24,283,718	3,126.54	7,766.96	0.00	0.00	0	0
31 Indian River	130,423,045	17,418.03	7,487.82	0.00	0.00	0	0
32 Jackson	47,255,841	6,187.99	7,636.70	0.00	0.00	0	0
33 Jefferson	6,916,521	759.04	9,112.20	0.00	0.00	0	0
34 Lafayette	9,574,709	1,187.53	8,062.71	0.00	0.00	0	0
35 Lake	313,428,779	43,408.89	7,220.38	212.50	53.13	2,306,314	2,286,024
36 Lee	700,803,517	92,895.22	7,544.02	0.00	0.00	0	0
37 Leon	249,144,720	34,033.10	7,320.66	112.22	28.06	954,969	946,567
38 Levy	41,974,679	5,384.43	7,795.57	0.00	0.00	0	0
39 Liberty	11,295,668	1,306.36	8,646.67	0.00	0.00	0	0
40 Madison	19,900,314	2,601.85	7,648.52	0.00	0.00	0	0
41 Manatee	355,136,913	48,852.61	7,269.56	163.32	40.83	1,994,652	1,977,104
42 Marion	302,394,653	42,489.74	7,116.89	315.99	79.00	3,356,689	3,327,158
43 Martin	145,391,541	18,378.91	7,910.78	0.00	0.00	0	0
44 Monroe	78,443,108	8,154.34	9,619.80	0.00	0.00	0	0
45 Nassau	90,349,262	12,121.90	7,453.39	0.00	0.00	0	0
46 Okaloosa	234,645,522	31,449.44	7,461.04	0.00	0.00	0	0
47 Okeechobee	47,761,826	6,408.05	7,453.41	0.00	0.00	0	0
48 Orange	1,523,026,019	206,450.84	7,377.18	55.70	13.93	2,875,860	2,850,559
49 Osceola	483,606,571	67,632.30	7,150.53	282.35	70.59	4,774,164	4,732,163
50 Palm Beach	1,492,427,746	190,145.58	7,848.87	0.00	0.00	0	0
51 Pasco	545,277,192	74,323.92	7,336.50	96.38	24.10	1,791,206	1,775,448
52 Pinellas	738,129,993	98,973.07	7,457.89	0.00	0.00	0	0
53 Polk	751,814,350	104,305.23	7,207.83	225.05	56.26	5,868,212	5,816,586
54 Putnam	78,976,198	10,671.39	7,400.74	32.14	8.04	85,798	85,043
55 St. Johns	303,049,296	41,119.21	7,370.02	62.86	15.71	645,983	640,300
56 St. Lucie	295,730,190	40,384.32	7,322.90	109.98	27.50	1,110,569	1,100,799
57 Santa Rosa	204,596,889	27,956.74	7,318.34	114.54	28.64	800,681	793,637
58 Sarasota	347,226,006	42,958.16	8,082.89	0.00	0.00	0	0
59 Seminole	482,384,432	67,246.99	7,173.32	259.56	64.89	4,363,657	4,325,267
60 Sumter	64,996,698	8,598.73	7,558.87	0.00	0.00	0	0
61 Suwannee	42,081,168	5,920.34	7,107.90	324.98	81.25	481,028	476,796
62 Taylor	20,060,720	2,573.64	7,794.69	0.00	0.00	0	0
63 Union	17,565,712	2,271.67	7,732.51	0.00	0.00	0	0
64 Volusia	446,610,295	62,026.53	7,200.31	232.57	58.14	3,606,222	3,574,496
65 Wakulla	37,322,307	5,043.51	7,400.07	32.81	8.20	41,357	40,993
66 Walton	77,272,880	9,629.70	8,024.43	0.00	0.00	0	0
67 Washington	26,541,899	3,375.42	7,863.29	0.00	0.00	0	0
69 FAMU Lab School	5,326,751	622.62	8,555.38	0.00	0.00	0	0
70 FAU - Palm Beach	9,557,485	1,146.46	8,336.52	0.00	0.00	0	0
71 FAU - St. Lucie	10,541,140	1,410.18	7,475.03	0.00	0.00	0	0
72 FSU Lab - Broward	5,795,397	707.78	8,188.13	0.00	0.00	0	0
73 FSU Lab - Leon	13,127,941	1,723.15	7,618.57	0.00	0.00	0	0
74 UF Lab School	9,271,264	1,146.76	8,084.75	0.00	0.00	0	0
75 Virtual School	190,140,060	36,242.83	5,246.28	0.00	0.00	0	0
State	21,049,280,200	2,831,913.23	7,432.88			54,671,596	54,190,616

2019-20 FEFP Third Calculation
 Best and Brightest Teacher and Principal Allocation

District	Minimum Allocation	2019-20 Second Base Funding	Base Allocation	Best and Brightest Teacher/Principal Allocation
	-1-	-2-	-3-	-4-
1 Alachua	100,000	132,628,253	2,747,411	2,847,411
2 Baker	100,000	22,181,817	459,499	559,499
3 Bay	100,000	119,576,258	2,477,038	2,577,038
4 Bradford	100,000	13,788,922	285,639	385,639
5 Brevard	100,000	338,464,360	7,011,333	7,111,333
6 Broward	100,000	1,275,227,727	26,416,506	26,516,506
7 Calhoun	100,000	9,378,474	194,276	294,276
8 Charlotte	100,000	72,365,821	1,499,067	1,599,067
9 Citrus	100,000	66,000,812	1,367,215	1,467,215
10 Clay	100,000	177,635,198	3,679,736	3,779,736
11 Collier	100,000	237,711,495	4,924,224	5,024,224
12 Columbia	100,000	43,264,151	896,222	996,222
13 Dade	100,000	1,640,737,880	33,988,096	34,088,096
14 DeSoto	100,000	21,433,211	443,992	543,992
15 Dixie	100,000	9,471,232	196,198	296,198
16 Duval	100,000	610,710,224	12,650,941	12,750,941
17 Escambia	100,000	179,568,155	3,719,777	3,819,777
18 Flagler	100,000	56,362,550	1,167,558	1,267,558
19 Franklin	100,000	5,384,577	111,542	211,542
20 Gadsden	100,000	20,934,793	433,667	533,667
21 Gilchrist	100,000	12,095,854	250,567	350,567
22 Glades	100,000	7,812,573	161,838	261,838
23 Gulf	100,000	8,380,163	173,596	273,596
24 Hamilton	100,000	6,677,745	138,330	238,330
25 Hardee	100,000	21,726,731	450,072	550,072
26 Hendry	100,000	32,036,743	663,645	763,645
27 Hernando	100,000	102,968,065	2,132,997	2,232,997
28 Highlands	100,000	53,402,788	1,106,246	1,206,246
29 Hillsborough	100,000	1,024,656,137	21,225,884	21,325,884
30 Holmes	100,000	13,094,883	271,262	371,262
31 Indian River	100,000	80,359,109	1,664,649	1,764,649
32 Jackson	100,000	27,132,025	562,043	662,043
33 Jefferson	100,000	3,258,786	67,506	167,506
34 Lafayette	100,000	5,075,783	105,146	205,146
35 Lake	100,000	201,462,520	4,173,322	4,273,322
36 Lee	100,000	443,798,797	9,193,349	9,293,349
37 Leon	100,000	155,153,483	3,214,024	3,314,024
38 Levy	100,000	23,907,833	495,254	595,254
39 Liberty	100,000	5,794,377	120,031	220,031
40 Madison	100,000	10,707,718	221,812	321,812
41 Manatee	100,000	224,680,465	4,654,285	4,754,285
42 Marion	100,000	186,629,221	3,866,048	3,966,048
43 Martin	100,000	89,322,724	1,850,332	1,950,332
44 Monroe	100,000	40,150,225	831,717	931,717
45 Nassau	100,000	56,589,920	1,172,268	1,272,268
46 Okaloosa	100,000	147,487,080	3,055,214	3,155,214
47 Okeechobee	100,000	28,677,834	594,065	694,065
48 Orange	100,000	1,022,116,855	21,173,282	21,273,282
49 Osceola	100,000	321,198,474	6,653,668	6,753,668
50 Palm Beach	100,000	952,370,281	19,728,473	19,828,473
51 Pasco	100,000	350,095,426	7,252,272	7,352,272
52 Pinellas	100,000	464,492,880	9,622,030	9,722,030
53 Polk	100,000	472,490,220	9,787,696	9,887,696
54 Putnam	100,000	46,607,284	965,476	1,065,476
55 St. Johns	100,000	204,411,777	4,234,416	4,334,416
56 St. Lucie	100,000	187,855,489	3,891,451	3,991,451
57 Santa Rosa	100,000	129,475,941	2,682,111	2,782,111
58 Sarasota	100,000	207,709,801	4,302,735	4,402,735
59 Seminole	100,000	312,702,231	6,477,667	6,577,667
60 Sumter	100,000	38,117,068	789,600	889,600
61 Suwannee	100,000	24,484,924	507,208	607,208
62 Taylor	100,000	11,094,920	229,833	329,833
63 Union	100,000	10,170,842	210,690	310,690
64 Volusia	100,000	280,093,024	5,802,163	5,902,163
65 Wakulla	100,000	21,933,413	454,354	554,354
66 Walton	100,000	44,062,256	912,755	1,012,755
67 Washington	100,000	15,333,179	317,629	417,629
69 FAMU Lab School	100,000	2,834,558	58,718	158,718
70 FAU - Palm Beach	100,000	5,244,484	108,640	208,640
71 FAU - St. Lucie	100,000	6,418,379	132,958	232,958
72 FSU Lab - Broward	100,000	3,359,425	69,591	169,591
73 FSU Lab - Leon	100,000	7,792,577	161,424	261,424
74 UF Lab School	100,000	5,043,615	104,479	204,479
75 Virtual School	100,000	163,322,285	3,383,242	3,483,242
State	7,400,000	13,376,697,100	277,100,000	284,500,000

2019-20 FEFP Third Calculation
 Turnaround Supplemental Services Allocation

District	Turnaround	Improved	Total FTE	Supplemental	Supplemental
	Option Schools FTE	Schools FTE	for Eligible Schools	Services Allocation \$500 per FTE	Services Allocation \$446.01 per FTE
	-1-	-2-	-3-	-4-	-5-
1 Alachua	1,068.33	1,014.81	2,083.14	1,041,570	929,095
2 Baker	0.00	0.00	0.00	0	0
3 Bay	0.00	463.90	463.90	231,950	206,903
4 Bradford	0.00	0.00	0.00	0	0
5 Brevard	0.00	1,662.84	1,662.84	831,420	741,639
6 Broward	373.26	2,726.78	3,100.04	1,550,020	1,382,640
7 Calhoun	0.00	0.00	0.00	0	0
8 Charlotte	0.00	0.00	0.00	0	0
9 Citrus	0.00	0.00	0.00	0	0
10 Clay	650.06	0.00	650.06	325,030	289,931
11 Collier	0.00	563.01	563.01	281,505	251,107
12 Columbia	0.00	0.00	0.00	0	0
13 Dade	0.00	3,622.31	3,622.31	1,811,155	1,615,576
14 DeSoto	0.00	572.09	572.09	286,045	255,156
15 Dixie	0.00	0.00	0.00	0	0
16 Duval	2,753.28	2,606.78	5,360.06	2,680,030	2,390,625
17 Escambia	1,589.78	3,964.56	5,554.34	2,777,170	2,477,276
18 Flagler	0.00	0.00	0.00	0	0
19 Franklin	0.00	0.00	0.00	0	0
20 Gadsden	355.88	2,069.95	2,425.83	1,212,915	1,081,938
21 Gilchrist	0.00	0.00	0.00	0	0
22 Glades	0.00	0.00	0.00	0	0
23 Gulf	0.00	0.00	0.00	0	0
24 Hamilton	0.00	1,475.96	1,475.96	737,980	658,289
25 Hardee	0.00	0.00	0.00	0	0
26 Hendry	0.00	403.41	403.41	201,705	179,924
27 Hernando	0.00	543.73	543.73	271,865	242,508
28 Highlands	0.00	0.00	0.00	0	0
29 Hillsborough	8,306.44	14,127.73	22,434.17	11,217,085	10,005,801
30 Holmes	0.00	0.00	0.00	0	0
31 Indian River	0.00	0.00	0.00	0	0
32 Jackson	0.00	0.00	0.00	0	0
33 Jefferson	0.00	0.00	0.00	0	0
34 Lafayette	0.00	0.00	0.00	0	0
35 Lake	633.22	0.00	633.22	316,610	282,421
36 Lee	0.00	2,712.82	2,712.82	1,356,410	1,209,937
37 Leon	597.71	844.61	1,442.32	721,160	643,285
38 Levy	0.00	0.00	0.00	0	0
39 Liberty	0.00	0.00	0.00	0	0
40 Madison	0.00	1,010.37	1,010.37	505,185	450,632
41 Manatee	0.00	3,767.09	3,767.09	1,883,545	1,680,149
42 Marion	852.70	2,503.84	3,356.54	1,678,270	1,497,041
43 Martin	0.00	0.00	0.00	0	0
44 Monroe	0.00	0.00	0.00	0	0
45 Nassau	0.00	0.00	0.00	0	0
46 Okaloosa	0.00	0.00	0.00	0	0
47 Okeechobee	0.00	0.00	0.00	0	0
48 Orange	421.57	5,690.25	6,111.82	3,055,910	2,725,916
49 Osceola	0.00	0.00	0.00	0	0
50 Palm Beach	0.00	4,844.50	4,844.50	2,422,250	2,160,682
51 Pasco	550.75	818.76	1,369.51	684,755	610,811
52 Pinellas	1,273.86	3,880.21	5,154.07	2,577,035	2,298,752
53 Polk	1,525.64	9,429.46	10,955.10	5,477,550	4,886,053
54 Putnam	0.00	3,896.01	3,896.01	1,948,005	1,737,649
55 St. Johns	0.00	0.00	0.00	0	0
56 St. Lucie	564.67	1,375.70	1,940.37	970,185	865,419
57 Santa Rosa	0.00	0.00	0.00	0	0
58 Sarasota	0.00	0.00	0.00	0	0
59 Seminole	0.00	1,475.41	1,475.41	737,705	658,044
60 Sumter	0.00	0.00	0.00	0	0
61 Suwannee	0.00	0.00	0.00	0	0
62 Taylor	0.00	72.65	72.65	36,325	32,402
63 Union	0.00	0.00	0.00	0	0
64 Volusia	1,770.58	530.30	2,300.88	1,150,440	1,026,209
65 Wakulla	0.00	0.00	0.00	0	0
66 Walton	0.00	0.00	0.00	0	0
67 Washington	0.00	0.00	0.00	0	0
69 FAMU Lab School	0.00	0.00	0.00	0	0
70 FAU - Palm Beach	0.00	0.00	0.00	0	0
71 FAU - St. Lucie	0.00	0.00	0.00	0	0
72 FSU Lab - Broward	0.00	0.00	0.00	0	0
73 FSU Lab - Leon	0.00	0.00	0.00	0	0
74 UF Lab School	0.00	0.00	0.00	0	0
75 Virtual School	0.00	0.00	0.00	0	0
State	23,287.73	78,669.84	101,957.57	50,978,785	45,473,810

2019-20 FEFP Third Calculation
 Prior Year Adjustments Summary

District	2018-19	2018-19	2018-19	2018-19	Total
	Net State FEFP Paid ¹	Net State FEFP Earned ²	Earned Vs. Paid Adjustment	CAPE Adjustment	
	-1-	-2-	-3-	-4-	-5-
1 Alachua	103,476,872	103,564,973	88,101	0	88,101
2 Baker	26,653,557	26,540,212	(113,345)	0	(113,345)
3 Bay	81,019,556	80,920,254	(99,302)	0	(99,302)
4 Bradford	15,660,346	15,659,471	(875)	0	(875)
5 Brevard	255,284,848	255,106,649	(178,199)	0	(178,199)
6 Broward	729,580,637	729,285,605	(295,032)	0	(295,032)
7 Calhoun	13,002,651	12,999,323	(3,328)	0	(3,328)
8 Charlotte	15,039,999	14,782,937	(257,062)	0	(257,062)
9 Citrus	47,720,126	47,714,323	(5,803)	0	(5,803)
10 Clay	179,223,122	179,336,660	113,538	0	113,538
11 Collier	29,766,934	29,787,957	21,023	0	21,023
12 Columbia	48,934,334	48,946,935	12,601	0	12,601
13 Dade	692,366,895	692,581,198	214,303	0	214,303
14 DeSoto	22,791,655	22,790,462	(1,193)	0	(1,193)
15 Dixie	11,940,346	11,938,252	(2,094)	0	(2,094)
16 Duval	480,423,348	479,524,132	(899,216)	0	(899,216)
17 Escambia	153,654,828	153,815,370	160,542	0	160,542
18 Flagler	34,228,317	34,208,985	(19,332)	0	(19,332)
19 Franklin	526,278	514,313	(11,965)	0	(11,965)
20 Gadsden	23,197,899	23,189,081	(8,818)	0	(8,818)
21 Gilchrist	14,876,103	14,824,658	(51,445)	0	(51,445)
22 Glades	9,456,151	9,456,349	198	0	198
23 Gulf	4,307,563	4,309,361	1,798	0	1,798
24 Hamilton	7,049,614	6,943,413	(106,201)	0	(106,201)
25 Hardee	23,891,668	23,883,906	(7,762)	0	(7,762)
26 Hendry	36,236,204	36,211,350	(24,854)	0	(24,854)
27 Hernando	95,410,744	95,301,112	(109,632)	0	(109,632)
28 Highlands	51,229,498	51,314,732	85,234	0	85,234
29 Hillsborough	839,487,109	838,486,933	(1,000,176)	0	(1,000,176)
30 Holmes	18,898,163	18,786,156	(112,007)	0	(112,007)
31 Indian River	24,066,664	24,091,425	24,761	0	24,761
32 Jackson	32,746,924	32,740,014	(6,910)	0	(6,910)
33 Jefferson	2,931,749	2,937,133	5,384	0	5,384
34 Lafayette	6,894,913	6,902,336	7,423	0	7,423
35 Lake	157,290,125	157,037,830	(252,295)	0	(252,295)
36 Lee	191,565,780	191,529,424	(36,356)	0	(36,356)
37 Leon	127,270,913	127,292,865	21,952	0	21,952
38 Levy	26,753,431	26,737,971	(15,460)	0	(15,460)
39 Liberty	8,633,305	8,637,648	4,343	0	4,343
40 Madison	13,561,936	13,563,441	1,505	0	1,505
41 Manatee	119,117,673	119,274,354	156,681	0	156,681
42 Marion	167,555,776	167,058,863	(496,913)	0	(496,913)
43 Martin	13,465,588	13,458,252	(7,336)	0	(7,336)
44 Monroe	4,918,597	4,853,296	(65,301)	0	(65,301)
45 Nassau	33,937,601	33,961,105	23,504	0	23,504
46 Okaloosa	110,720,002	110,541,947	(178,055)	0	(178,055)
47 Okeechobee	31,231,621	31,206,131	(25,490)	0	(25,490)
48 Orange	620,714,302	619,442,729	(1,271,573)	0	(1,271,573)
49 Osceola	279,639,819	278,944,687	(695,132)	0	(695,132)
50 Palm Beach	334,002,715	333,892,242	(110,473)	0	(110,473)
51 Pasco	322,754,331	322,200,954	(553,377)	0	(553,377)
52 Pinellas	230,799,356	230,653,647	(145,709)	0	(145,709)
53 Polk	462,412,728	462,367,858	(44,870)	(816)	(45,686)
54 Putnam	49,024,327	49,004,013	(20,314)	0	(20,314)
55 St. Johns	126,048,239	125,711,997	(336,242)	0	(336,242)
56 St. Lucie	142,651,428	142,987,015	335,587	0	335,587
57 Santa Rosa	123,528,009	123,660,805	132,796	0	132,796
58 Sarasota	24,958,048	25,097,675	139,627	0	139,627
59 Seminole	241,774,001	241,588,425	(185,576)	0	(185,576)
60 Sumter	4,949,518	5,023,107	73,589	0	73,589
61 Suwannee	26,844,557	26,823,390	(21,167)	0	(21,167)
62 Taylor	10,666,642	10,661,604	(5,038)	0	(5,038)
63 Union	13,882,125	13,906,417	24,292	0	24,292
64 Volusia	203,576,749	203,530,091	(46,658)	0	(46,658)
65 Wakulla	25,140,474	25,237,352	96,878	0	96,878
66 Walton	5,721,735	5,685,540	(36,195)	0	(36,195)
67 Washington	18,561,949	18,503,997	(57,952)	0	(57,952)
69 FAMU Lab School	4,656,146	4,652,264	(3,882)	0	(3,882)
70 FAU - Palm Beach	8,227,458	8,224,445	(3,013)	0	(3,013)
71 FAU - St. Lucie	8,787,177	8,789,236	2,059	0	2,059
72 FSU Lab - Broward	4,801,671	4,802,255	584	0	584
73 FSU Lab - Leon	11,252,875	11,226,032	(26,843)	0	(26,843)
74 UF Lab School	8,024,265	8,024,464	199	0	199
75 Virtual School	201,276,068	190,984,678	(10,291,390)	0	(10,291,390)
State	8,652,674,675	8,636,176,016	(16,498,659)	(816)	(16,499,475)

1. From the 2018-19 FEFP Fourth Calculation
 2. From the 2018-19 FEFP Final Calculation

2019-20 FEFP Third Calculation
Grades PK-12 Class Size Reduction Allocation

District	Grades PK-3 Class Size Reduction Allocation	Grades 4-8 Class Size Reduction Allocation	Grades 9-12 Class Size Reduction Allocation	Class Size Reduction Allocation	Prorated Class Size Reduction Allocation
District	-1-	-2-	-3-	-4-	-5-
1 Alachua	14,097,309	9,978,103	6,912,808	30,988,220	30,814,608
2 Baker	2,392,849	1,683,434	1,193,877	5,270,160	5,240,634
3 Bay	12,032,425	8,920,488	6,693,172	27,646,085	27,491,198
4 Bradford	1,519,239	1,018,688	646,775	3,184,702	3,166,860
5 Brevard	34,101,283	26,340,078	19,708,469	80,149,830	79,700,790
6 Broward	130,508,250	98,015,048	76,129,803	304,653,101	302,946,281
7 Calhoun	906,454	745,399	493,729	2,145,582	2,133,561
8 Charlotte	6,967,523	5,285,888	4,554,432	16,807,843	16,713,677
9 Citrus	6,685,485	5,242,941	3,907,892	15,836,318	15,747,595
10 Clay	16,796,144	13,702,954	10,509,773	41,008,871	40,779,119
11 Collier	23,124,363	18,153,910	14,208,494	55,486,767	55,175,902
12 Columbia	4,879,823	3,406,463	2,307,608	10,593,894	10,534,542
13 Dade	160,546,279	127,895,808	99,360,177	387,802,264	385,629,600
14 DeSoto	2,395,548	1,672,132	1,166,137	5,233,817	5,204,495
15 Dixie	1,072,837	747,471	482,132	2,302,440	2,289,541
16 Duval	67,333,799	47,579,241	32,502,798	147,415,838	146,589,940
17 Escambia	18,810,505	13,983,266	9,920,063	42,713,834	42,474,530
18 Flagler	5,110,120	4,372,202	3,627,062	13,109,384	13,035,939
19 Franklin	605,451	470,023	236,098	1,311,572	1,304,224
20 Gadsden	2,297,012	1,752,561	1,131,652	5,181,225	5,152,197
21 Gilchrist	1,475,968	889,333	635,652	3,000,953	2,984,140
22 Glades	964,887	758,204	247,434	1,970,525	1,959,485
23 Gulf	883,380	678,056	468,523	2,029,959	2,018,586
24 Hamilton	717,655	518,204	323,221	1,559,080	1,550,345
25 Hardee	2,292,209	1,780,597	1,205,516	5,278,322	5,248,750
26 Hendry	3,171,562	2,532,155	1,996,204	7,699,921	7,656,782
27 Hernando	10,622,933	7,795,733	5,754,905	24,173,571	24,038,138
28 Highlands	5,574,155	4,107,763	2,849,057	12,530,975	12,460,770
29 Hillsborough	108,317,948	79,573,400	55,685,790	243,577,138	242,212,496
30 Holmes	1,305,985	1,080,484	698,146	3,084,615	3,067,333
31 Indian River	8,004,823	6,337,979	5,012,862	19,355,664	19,247,224
32 Jackson	2,782,725	2,054,148	1,483,619	6,320,492	6,285,081
33 Jefferson	402,735	279,729	148,146	830,610	825,957
34 Lafayette	525,205	397,862	292,353	1,215,420	1,208,611
35 Lake	20,894,028	15,986,974	11,448,373	48,329,375	48,058,610
36 Lee	44,471,463	34,225,524	26,172,839	104,869,826	104,282,292
37 Leon	16,447,590	11,547,641	8,626,700	36,621,931	36,416,756
38 Levy	2,558,232	1,937,679	1,150,147	5,646,058	5,614,426
39 Liberty	593,798	438,373	276,066	1,308,237	1,300,908
40 Madison	1,181,672	809,951	558,048	2,549,671	2,535,386
41 Manatee	23,133,694	18,087,340	12,506,211	53,727,245	53,426,238
42 Marion	19,683,237	15,183,615	10,968,344	45,835,196	45,578,404
43 Martin	8,936,928	6,913,817	5,594,219	21,444,964	21,324,819
44 Monroe	4,375,267	3,128,589	2,280,814	9,784,670	9,729,851
45 Nassau	5,710,706	4,250,355	3,326,894	13,287,955	13,213,509
46 Okaloosa	15,643,277	11,611,348	7,731,972	34,986,597	34,790,584
47 Okeechobee	3,018,986	2,241,137	1,565,140	6,825,263	6,787,024
48 Orange	103,193,646	77,326,712	57,104,147	237,624,505	236,293,213
49 Osceola	30,853,060	24,983,986	18,947,942	74,784,988	74,366,005
50 Palm Beach	93,905,196	73,139,447	56,306,830	223,351,473	222,100,146
51 Pasco	35,657,569	27,333,878	19,468,015	82,459,462	81,997,483
52 Pinellas	46,655,404	35,321,955	27,748,120	109,725,479	109,110,742
53 Polk	49,296,785	37,396,228	28,118,134	114,811,147	114,167,917
54 Putnam	5,022,854	3,725,199	2,408,392	11,156,445	11,093,941
55 St. Johns	19,793,259	15,797,812	11,892,233	47,483,304	47,217,279
56 St. Lucie	18,026,325	14,640,569	11,605,641	44,272,535	44,024,498
57 Santa Rosa	12,983,690	10,295,669	7,658,179	30,937,538	30,764,210
58 Sarasota	20,092,791	16,139,558	12,575,411	48,807,760	48,534,314
59 Seminole	30,148,758	23,494,818	18,655,527	72,299,103	71,894,047
60 Sumter	4,037,015	3,009,942	2,144,075	9,191,032	9,139,539
61 Suwannee	2,686,149	1,962,572	1,312,579	5,961,300	5,927,902
62 Taylor	1,366,916	917,463	477,098	2,761,477	2,746,006
63 Union	1,205,818	800,480	459,019	2,465,317	2,451,505
64 Volusia	28,462,354	22,056,787	16,003,823	66,522,964	66,150,269
65 Wakulla	2,408,960	1,660,550	1,302,434	5,371,944	5,341,848
66 Walton	4,988,927	3,651,354	2,351,652	10,991,933	10,930,351
67 Washington	1,633,260	1,166,803	813,737	3,613,800	3,593,554
69 FAMU Lab School	246,789	224,609	144,720	616,118	612,666
70 FAU - Palm Beach	347,688	352,560	568,710	1,268,958	1,261,849
71 FAU - St. Lucie	892,434	766,474	3,513	1,662,421	1,653,107
72 FSU Lab - Broward	676,592	236,529	6,468	919,589	914,437
73 FSU Lab - Leon	581,469	616,052	589,154	1,786,675	1,776,665
74 UF Lab School	310,842	399,567	383,873	1,094,282	1,088,151
75 Virtual School	0	0	0	0	0

State	1,341,348,296	1,023,529,661	763,749,572	3,128,627,529	3,111,099,382
-------	---------------	---------------	-------------	---------------	---------------

2019-20 FEFP Third Calculation
 Grades PK-3 Class Size Reduction Allocation

District	2019-20	2019-20	\$1,314.06 x WFTE	District Cost Differential	Grades PK-3 Class Size Reduction Allocation
	Grades PK-3 Unweighted FTE	Grades PK-3 Weighted FTE			
	-1-	-2-	-3-	-4-	-5-
1 Alachua	9,754.87	10,980.61	14,429,180	0.9770	14,097,309
2 Baker	1,622.60	1,867.65	2,454,204	0.9750	2,392,849
3 Bay	7,797.38	9,427.24	12,387,959	0.9713	12,032,425
4 Bradford	1,039.55	1,191.53	1,565,742	0.9703	1,519,239
5 Brevard	22,567.84	26,279.58	34,532,945	0.9875	34,101,283
6 Broward	83,303.36	97,398.07	127,986,908	1.0197	130,508,250
7 Calhoun	638.04	736.27	967,503	0.9369	906,454
8 Charlotte	4,602.11	5,391.79	7,085,136	0.9834	6,967,523
9 Citrus	4,752.94	5,361.07	7,044,768	0.9490	6,685,485
10 Clay	11,196.74	12,896.65	16,946,972	0.9911	16,796,144
11 Collier	14,143.70	16,835.02	22,122,226	1.0453	23,124,363
12 Columbia	3,446.03	3,906.94	5,133,954	0.9505	4,879,823
13 Dade	104,182.46	120,334.64	158,126,937	1.0153	160,546,279
14 DeSoto	1,665.65	1,875.72	2,464,809	0.9719	2,395,548
15 Dixie	776.41	872.72	1,146,806	0.9355	1,072,837
16 Duval	44,263.67	50,743.75	66,680,332	1.0098	67,333,799
17 Escambia	12,868.48	14,674.32	19,282,937	0.9755	18,810,505
18 Flagler	3,573.43	4,070.34	5,348,671	0.9554	5,110,120
19 Franklin	418.99	491.78	646,228	0.9369	605,451
20 Gadsden	1,605.18	1,832.89	2,408,527	0.9537	2,297,012
21 Gilchrist	987.77	1,180.34	1,551,038	0.9516	1,475,968
22 Glades	666.03	747.51	982,273	0.9823	964,887
23 Gulf	592.33	712.66	936,478	0.9433	883,380
24 Hamilton	502.89	589.27	774,336	0.9268	717,655
25 Hardee	1,610.11	1,815.73	2,385,978	0.9607	2,292,209
26 Hendry	2,111.20	2,426.42	3,188,461	0.9947	3,171,562
27 Hernando	7,210.59	8,344.40	10,965,042	0.9688	10,622,933
28 Highlands	3,953.05	4,459.56	5,860,129	0.9512	5,574,155
29 Hillsborough	70,799.01	81,954.65	107,693,327	1.0058	108,317,948
30 Holmes	941.86	1,056.73	1,388,607	0.9405	1,305,985
31 Indian River	5,287.55	6,078.30	7,987,251	1.0022	8,004,823
32 Jackson	1,958.99	2,258.59	2,967,923	0.9376	2,782,725
33 Jefferson	266.47	322.07	423,219	0.9516	402,735
34 Lafayette	384.27	432.93	568,896	0.9232	525,205
35 Lake	14,156.05	16,241.43	21,342,214	0.9790	20,894,028
36 Lee	29,094.51	33,329.52	43,796,989	1.0154	44,471,463
37 Leon	11,288.11	12,850.74	16,886,643	0.9740	16,447,590
38 Levy	1,809.45	2,047.77	2,690,893	0.9507	2,558,232
39 Liberty	397.35	483.45	635,282	0.9347	593,798
40 Madison	863.45	967.25	1,271,025	0.9297	1,181,672
41 Manatee	15,647.42	17,872.84	23,485,984	0.9850	23,133,694
42 Marion	13,263.83	15,788.92	20,747,588	0.9487	19,683,237
43 Martin	5,750.40	6,695.22	8,797,921	1.0158	8,936,928
44 Monroe	2,766.05	3,199.98	4,204,966	1.0405	4,375,267
45 Nassau	3,876.23	4,390.19	5,768,973	0.9899	5,710,706
46 Okaloosa	10,501.71	11,992.08	15,758,313	0.9927	15,643,277
47 Okeechobee	2,068.43	2,348.89	3,086,582	0.9781	3,018,986
48 Orange	64,520.25	78,023.24	102,527,219	1.0065	103,193,646
49 Osceola	20,293.76	23,769.17	31,234,116	0.9878	30,853,060
50 Palm Beach	59,261.49	68,541.99	90,068,287	1.0426	93,905,196
51 Pasco	23,508.61	27,565.44	36,222,642	0.9844	35,657,569
52 Pinellas	30,337.86	35,526.09	46,683,414	0.9994	46,655,404
53 Polk	33,669.17	38,675.12	50,821,428	0.9700	49,296,785
54 Putnam	3,519.81	3,977.93	5,227,239	0.9609	5,022,854
55 St. Johns	12,881.77	14,971.35	19,673,252	1.0061	19,793,259
56 St. Lucie	12,086.87	13,719.41	18,028,128	0.9999	18,026,325
57 Santa Rosa	8,532.38	10,132.90	13,315,239	0.9751	12,983,690
58 Sarasota	12,969.56	15,229.70	20,012,740	1.0040	20,092,791
59 Seminole	20,294.91	23,065.46	30,309,398	0.9947	30,148,758
60 Sumter	2,795.00	3,177.34	4,175,215	0.9669	4,037,015
61 Suwannee	1,938.45	2,180.67	2,865,531	0.9374	2,686,149
62 Taylor	983.96	1,118.76	1,470,118	0.9298	1,366,916
63 Union	837.96	954.47	1,254,231	0.9614	1,205,818
64 Volusia	19,235.65	22,436.15	29,482,447	0.9654	28,462,354
65 Wakulla	1,674.55	1,921.01	2,524,322	0.9543	2,408,960
66 Walton	3,412.12	3,873.66	5,090,222	0.9801	4,988,927
67 Washington	1,098.87	1,320.42	1,735,111	0.9413	1,633,260
69 FAMU Lab School	172.11	192.82	253,377	0.9740	246,789
70 FAU - Palm Beach	226.10	253.78	333,482	1.0426	347,688
71 FAU - St. Lucie	602.02	679.21	892,523	0.9999	892,434
72 FSU Lab - Broward	447.17	504.94	663,521	1.0197	676,592
73 FSU Lab - Leon	405.27	454.31	596,991	0.9740	581,469
74 UF Lab School	216.18	242.12	318,160	0.9770	310,842
75 Virtual School ¹	0.00	0.00	0	1.0000	0
State	878,896.39	1,020,263.48	1,340,687,428		1,341,348,296

1. The Florida Virtual School does not receive Class Size Reduction funds.

2019-20 FEFP Third Calculation
 Grades 4-8 Class Size Reduction Allocation

District	2019-20	2019-20	\$896.32 x WFTE	District Cost Differential	Grades 4-8 Class Size Reduction Allocation
	Grades 4-8 Unweighted FTE	Grades 4-8 Weighted FTE			
	-1-	-2-	-3-	-4-	-5-
1 Alachua	11,281.84	11,394.37	10,213,002	0.9770	9,978,103
2 Baker	1,906.95	1,926.32	1,726,599	0.9750	1,683,434
3 Bay	9,558.23	10,246.42	9,184,071	0.9713	8,920,488
4 Bradford	1,140.08	1,171.31	1,049,869	0.9703	1,018,688
5 Brevard	28,745.49	29,758.90	26,673,497	0.9875	26,340,078
6 Broward	103,914.50	107,240.11	96,121,455	1.0197	98,015,048
7 Calhoun	866.43	887.63	795,601	0.9369	745,399
8 Charlotte	5,795.21	5,996.87	5,375,115	0.9834	5,285,888
9 Citrus	6,022.23	6,163.76	5,524,701	0.9490	5,242,941
10 Clay	15,029.18	15,425.30	13,826,005	0.9911	13,702,954
11 Collier	18,571.79	19,376.09	17,367,177	1.0453	18,153,910
12 Columbia	3,959.72	3,998.42	3,583,864	0.9505	3,406,463
13 Dade	135,619.60	140,539.64	125,968,490	1.0153	127,895,808
14 DeSoto	1,903.75	1,919.49	1,720,477	0.9719	1,672,132
15 Dixie	878.22	891.43	799,007	0.9355	747,471
16 Duval	51,108.93	52,567.71	47,117,490	1.0098	47,579,241
17 Escambia	15,554.07	15,992.57	14,334,460	0.9755	13,983,266
18 Flagler	5,033.21	5,105.66	4,576,305	0.9554	4,372,202
19 Franklin	542.82	559.71	501,679	0.9369	470,023
20 Gadsden	1,971.48	2,050.21	1,837,644	0.9537	1,752,561
21 Gilchrist	999.01	1,042.67	934,566	0.9516	889,333
22 Glades	844.77	861.15	771,866	0.9823	758,204
23 Gulf	756.57	801.96	718,813	0.9433	678,056
24 Hamilton	616.11	623.81	559,133	0.9268	518,204
25 Hardee	2,040.37	2,067.83	1,853,437	0.9607	1,780,597
26 Hendry	2,752.61	2,840.11	2,545,647	0.9947	2,532,155
27 Hernando	8,785.23	8,977.59	8,046,793	0.9688	7,795,733
28 Highlands	4,724.48	4,818.04	4,318,506	0.9512	4,107,763
29 Hillsborough	85,270.09	88,265.95	79,114,536	1.0058	79,573,400
30 Holmes	1,274.38	1,281.73	1,148,840	0.9405	1,080,484
31 Indian River	6,836.29	7,055.59	6,324,066	1.0022	6,337,979
32 Jackson	2,350.18	2,444.28	2,190,857	0.9376	2,054,148
33 Jefferson	317.11	327.96	293,957	0.9516	279,729
34 Lafayette	476.46	480.81	430,960	0.9232	397,862
35 Lake	17,572.43	18,218.83	16,329,902	0.9790	15,986,974
36 Lee	36,679.89	37,605.37	33,706,445	1.0154	34,225,524
37 Leon	12,884.19	13,227.30	11,855,894	0.9740	11,547,641
38 Levy	2,251.83	2,273.92	2,038,160	0.9507	1,937,679
39 Liberty	507.72	523.25	468,999	0.9347	438,373
40 Madison	960.94	971.97	871,196	0.9297	809,951
41 Manatee	19,870.96	20,486.86	18,362,782	0.9850	18,087,340
42 Marion	16,955.68	17,855.96	16,004,654	0.9487	15,183,615
43 Martin	7,158.68	7,593.58	6,806,278	1.0158	6,913,817
44 Monroe	3,256.68	3,354.62	3,006,813	1.0405	3,128,589
45 Nassau	4,710.76	4,790.39	4,293,722	0.9899	4,250,355
46 Okaloosa	12,712.52	13,049.73	11,696,734	0.9927	11,611,348
47 Okeechobee	2,519.46	2,556.36	2,291,317	0.9781	2,241,137
48 Orange	81,213.54	85,714.18	76,827,334	1.0065	77,326,712
49 Osceola	27,096.34	28,218.22	25,292,555	0.9878	24,983,986
50 Palm Beach	75,544.63	78,265.59	70,151,014	1.0426	73,139,447
51 Pasco	29,904.58	30,978.94	27,767,044	0.9844	27,333,878
52 Pinellas	37,885.59	39,431.41	35,343,161	0.9994	35,321,955
53 Polk	41,719.28	43,012.33	38,552,812	0.9700	37,396,228
54 Putnam	4,273.92	4,325.22	3,876,781	0.9609	3,725,199
55 St. Johns	17,047.98	17,518.33	15,702,030	1.0061	15,797,812
56 St. Lucie	16,068.98	16,335.72	14,642,033	0.9999	14,640,569
57 Santa Rosa	11,383.55	11,779.92	10,558,578	0.9751	10,295,669
58 Sarasota	17,279.54	17,934.73	16,075,257	1.0040	16,139,558
59 Seminole	25,881.41	26,352.20	23,620,004	0.9947	23,494,818
60 Sumter	3,419.14	3,473.07	3,112,982	0.9669	3,009,942
61 Suwannee	2,321.89	2,335.81	2,093,633	0.9374	1,962,572
62 Taylor	1,097.49	1,100.87	986,732	0.9298	917,463
63 Union	917.98	928.93	832,619	0.9614	800,480
64 Volusia	24,556.71	25,490.12	22,847,304	0.9654	22,056,787
65 Wakulla	1,910.23	1,941.35	1,740,071	0.9543	1,660,550
66 Walton	4,105.68	4,156.43	3,725,491	0.9801	3,651,354
67 Washington	1,337.52	1,382.95	1,239,566	0.9413	1,166,803
69 FAMU Lab School	257.07	257.28	230,605	0.9740	224,609
70 FAU - Palm Beach	376.84	377.27	338,155	1.0426	352,560
71 FAU - St. Lucie	845.34	855.22	766,551	0.9999	766,474
72 FSU Lab - Broward	258.47	258.79	231,959	1.0197	236,529
73 FSU Lab - Leon	704.62	705.66	632,497	0.9740	616,052
74 UF Lab School	456.28	456.28	408,973	0.9770	399,567
75 Virtual School ¹	0.00	0.00	0	1.0000	0
State	1,103,353.73	1,141,196.36	1,022,877,122		1,023,529,661

1. The Florida Virtual School does not receive Class Size Reduction funds.

2019-20 FEFP Third Calculation
 Grades 9-12 Class Size Reduction Allocation

District	2019-20	2019-20	\$898.49 x WFTE	District Cost Differential	Grades 9-12 Class Size Reduction Allocation
	Grades 9-12 Unweighted FTE	Grades 9-12 Weighted FTE			
	-1-	-2-	-3-	-4-	-5-
1 Alachua	7,749.57	7,874.93	7,075,546	0.9770	6,912,808
2 Baker	1,343.41	1,362.83	1,224,489	0.9750	1,193,877
3 Bay	7,088.78	7,669.47	6,890,942	0.9713	6,693,172
4 Bradford	726.10	741.88	666,572	0.9703	646,775
5 Brevard	21,274.34	22,212.76	19,957,943	0.9875	19,708,469
6 Broward	80,159.40	83,093.88	74,659,020	1.0197	76,129,803
7 Calhoun	564.44	586.52	526,982	0.9369	493,729
8 Charlotte	5,028.41	5,154.55	4,631,312	0.9834	4,554,432
9 Citrus	4,396.74	4,583.14	4,117,905	0.9490	3,907,892
10 Clay	11,353.32	11,802.19	10,604,150	0.9911	10,509,773
11 Collier	14,437.27	15,128.43	13,592,743	1.0453	14,208,494
12 Columbia	2,638.12	2,702.07	2,427,783	0.9505	2,307,608
13 Dade	104,423.50	108,919.27	97,862,875	1.0153	99,360,177
14 DeSoto	1,318.90	1,335.41	1,199,853	0.9719	1,166,137
15 Dixie	561.19	573.60	515,374	0.9355	482,132
16 Duval	33,993.51	35,823.84	32,187,362	1.0098	32,502,798
17 Escambia	10,788.28	11,318.11	10,169,209	0.9755	9,920,063
18 Flagler	4,097.05	4,225.29	3,796,381	0.9554	3,627,062
19 Franklin	275.78	280.47	251,999	0.9369	236,098
20 Gadsden	1,228.85	1,320.65	1,186,591	0.9537	1,131,652
21 Gilchrist	720.05	743.45	667,982	0.9516	635,652
22 Glades	269.90	280.35	251,892	0.9823	247,434
23 Gulf	512.13	552.80	496,685	0.9433	468,523
24 Hamilton	385.65	388.15	348,749	0.9268	323,221
25 Hardee	1,372.06	1,396.60	1,254,831	0.9607	1,205,516
26 Hendry	2,165.76	2,233.57	2,006,840	0.9947	1,996,204
27 Hernando	6,435.90	6,611.36	5,940,241	0.9688	5,754,905
28 Highlands	3,261.01	3,333.62	2,995,224	0.9512	2,849,057
29 Hillsborough	59,046.84	61,619.69	55,364,675	1.0058	55,685,790
30 Holmes	819.07	826.18	742,314	0.9405	698,146
31 Indian River	5,327.83	5,566.96	5,001,858	1.0022	5,012,862
32 Jackson	1,673.02	1,761.13	1,582,358	0.9376	1,483,619
33 Jefferson	171.54	173.27	155,681	0.9516	148,146
34 Lafayette	343.29	352.45	316,673	0.9232	292,353
35 Lake	12,482.92	13,015.11	11,693,946	0.9790	11,448,373
36 Lee	27,870.77	28,688.01	25,775,890	1.0154	26,172,839
37 Leon	9,494.53	9,857.63	8,856,982	0.9740	8,626,700
38 Levy	1,328.11	1,346.47	1,209,790	0.9507	1,150,147
39 Liberty	319.45	328.72	295,352	0.9347	276,066
40 Madison	664.65	668.06	600,245	0.9297	558,048
41 Manatee	13,681.13	14,131.11	12,696,661	0.9850	12,506,211
42 Marion	12,276.27	12,867.64	11,561,446	0.9487	10,968,344
43 Martin	5,862.52	6,129.40	5,507,205	1.0158	5,594,219
44 Monroe	2,374.56	2,439.69	2,192,037	1.0405	2,280,814
45 Nassau	3,625.16	3,740.54	3,360,838	0.9899	3,326,894
46 Okaloosa	8,297.90	8,668.80	7,788,830	0.9927	7,731,972
47 Okeechobee	1,753.95	1,780.97	1,600,184	0.9781	1,565,140
48 Orange	60,212.51	63,145.24	56,735,367	1.0065	57,104,147
49 Osceola	20,615.73	21,349.11	19,181,962	0.9878	18,947,942
50 Palm Beach	57,418.67	60,107.70	54,006,167	1.0426	56,306,830
51 Pasco	21,100.56	22,010.85	19,776,529	0.9844	19,468,015
52 Pinellas	29,501.71	30,901.60	27,764,779	0.9994	27,748,120
53 Polk	31,061.43	32,262.76	28,987,767	0.9700	28,118,134
54 Putnam	2,747.89	2,789.56	2,506,392	0.9609	2,408,392
55 St. Johns	12,636.57	13,155.55	11,820,130	1.0061	11,892,233
56 St. Lucie	12,678.49	12,918.12	11,606,802	0.9999	11,605,641
57 Santa Rosa	8,510.61	8,741.04	7,853,737	0.9751	7,658,179
58 Sarasota	13,162.34	13,940.40	12,525,310	1.0040	12,575,411
59 Seminole	20,391.12	20,873.83	18,754,928	0.9947	18,655,527
60 Sumter	2,437.13	2,468.00	2,217,473	0.9669	2,144,075
61 Suwannee	1,546.32	1,558.43	1,400,234	0.9374	1,312,579
62 Taylor	564.65	571.09	513,119	0.9298	477,098
63 Union	528.74	531.39	477,449	0.9614	459,019
64 Volusia	17,807.13	18,450.29	16,577,401	0.9654	16,003,823
65 Wakulla	1,479.02	1,519.00	1,364,806	0.9543	1,302,434
66 Walton	2,643.64	2,670.48	2,399,400	0.9801	2,351,652
67 Washington	934.99	962.15	864,482	0.9413	813,737
69 FAMU Lab School	164.50	165.37	148,583	0.9740	144,720
70 FAU - Palm Beach	604.08	607.10	545,473	1.0426	568,710
71 FAU - St. Lucie	3.89	3.91	3,513	0.9999	3,513
72 FSU Lab - Broward	7.02	7.06	6,343	1.0197	6,468
73 FSU Lab - Leon	669.20	673.22	604,881	0.9740	589,154
74 UF Lab School	435.13	437.30	392,910	0.9770	383,873
75 Virtual School ¹	0.00	0.00	0	1.0000	0
State	815,846.00	849,031.57	762,846,377		763,749,572

1. The Florida Virtual School does not receive Class Size Reduction funds.

2019-20 FEFP Third Calculation
 Discretionary Lottery / School Recognition Allocation

District	Base Funding	Estimated Lottery Funds	2018-19 Lottery Prior-Year Adjustment	Estimated Net Discretionary Lottery	2019-20 School Recognition Awards	Undistributed School Recognition Awards	2019-20 Total School Recognition Awards	Discretionary Lottery/ School Recognition	Net Discretionary Lottery/School Recognition
-1-	-2-	-3-	-4-	-5-	-6-	-7-	-8-	-9-	
1 Alachua	132,549,315	28,734	141	28,875	1,144,147	0	1,144,147	1,172,881	1,173,022
2 Baker	21,791,480	4,724	13	4,737	275,166	0	275,166	279,890	279,903
3 Bay	116,533,120	25,262	16	25,278	1,385,719	0	1,385,719	1,410,981	1,410,997
4 Bradford	13,132,304	2,847	7	2,854	0	0	0	2,847	2,854
5 Brevard	341,335,460	73,995	153	74,148	3,935,735	0	3,935,735	4,009,730	4,009,883
6 Broward	1,286,935,792	278,983	938	279,921	13,730,903	0	13,730,903	14,009,886	14,010,824
7 Calhoun	9,231,408	2,001	5	2,006	30,772	0	30,772	32,773	32,778
8 Charlotte	71,641,462	15,531	(111)	15,420	650,621	0	650,621	666,152	666,041
9 Citrus	66,983,103	14,521	41	14,562	268,651	0	268,651	283,172	283,213
10 Clay	177,689,275	38,520	190	38,710	2,275,119	0	2,275,119	2,313,639	2,313,829
11 Collier	236,605,370	51,292	143	51,435	2,197,580	0	2,197,580	2,248,872	2,249,015
12 Columbia	43,523,097	9,435	35	9,470	615,273	0	615,273	624,708	624,743
13 Dade	1,645,048,825	356,615	1,370	357,985	17,634,988	428,725	18,063,713	18,420,328	18,421,698
14 DeSoto	21,478,088	4,656	13	4,669	61,975	0	61,975	66,631	66,644
15 Dixie	9,467,549	2,052	6	2,058	104,443	0	104,443	106,495	106,501
16 Duval	614,380,802	133,186	45	133,231	5,862,140	0	5,862,140	5,995,326	5,995,371
17 Escambia	180,982,274	39,233	251	39,484	1,604,518	0	1,604,518	1,643,751	1,644,002
18 Flagler	56,234,454	12,191	15	12,206	453,815	0	453,815	466,006	466,021
19 Franklin	5,464,044	1,185	(1)	1,184	0	0	0	1,185	1,184
20 Gadsden	21,176,532	4,591	1	4,592	186,787	0	186,787	191,378	191,379
21 Gilchrist	12,494,131	2,709	(18)	2,691	258,791	0	258,791	261,500	261,482
22 Glades	7,959,325	1,725	5	1,730	77,136	0	77,136	78,861	78,866
23 Gulf	8,393,404	1,820	7	1,827	0	0	0	1,820	1,827
24 Hamilton	6,622,337	1,436	(49)	1,387	0	0	0	1,436	1,387
25 Hardee	22,054,032	4,781	10	4,791	121,941	0	121,941	126,722	126,732
26 Hendry	39,463,682	8,555	7	8,562	313,518	0	313,518	322,073	322,080
27 Hernando	103,288,963	22,391	27	22,418	628,556	0	628,556	650,947	650,974
28 Highlands	52,671,658	11,418	71	11,489	194,319	0	194,319	205,737	205,808
29 Hillsborough	1,032,697,795	223,869	165	224,034	9,440,371	0	9,440,371	9,664,240	9,664,405
30 Holmes	13,092,629	2,838	(48)	2,790	0	0	0	2,838	2,790
31 Indian River	81,250,858	17,614	28	17,642	676,169	0	676,169	693,783	693,811
32 Jackson	26,657,673	5,779	12	5,791	144,449	0	144,449	150,228	150,240
33 Jefferson	3,410,929	739	5	744	0	0	0	739	744
34 Lafayette	5,181,547	1,123	7	1,130	117,778	0	117,778	118,901	118,908
35 Lake	204,018,483	44,227	38	44,265	1,304,098	0	1,304,098	1,348,325	1,348,363
36 Lee	444,800,932	96,424	311	96,735	3,622,366	0	3,622,366	3,718,790	3,719,101
37 Leon	153,912,852	33,365	133	33,498	2,037,608	0	2,037,608	2,070,973	2,071,106
38 Levy	23,938,387	5,189	3	5,192	285,896	0	285,896	291,085	291,088
39 Liberty	5,851,658	1,269	8	1,277	68,049	0	68,049	69,318	69,326
40 Madison	10,556,531	2,288	9	2,297	48,468	0	48,468	50,756	50,765
41 Manatee	226,465,433	49,093	201	49,294	2,193,119	0	2,193,119	2,242,212	2,242,413
42 Marion	190,578,864	41,314	(204)	41,110	1,608,428	0	1,608,428	1,649,742	1,649,538
43 Martin	90,743,793	19,672	55	19,727	1,010,920	0	1,010,920	1,030,592	1,030,647
44 Monroe	40,759,236	8,836	(9)	8,827	511,504	0	511,504	520,340	520,331
45 Nassau	56,306,303	12,206	41	12,247	1,016,864	0	1,016,864	1,029,070	1,029,111
46 Okaloosa	148,595,364	32,213	38	32,251	2,285,924	0	2,285,924	2,318,137	2,318,175
47 Okeechobee	29,435,752	6,381	8	6,389	72,225	0	72,225	78,606	78,614
48 Orange	1,003,757,090	217,595	54	217,649	10,427,991	0	10,427,991	10,645,586	10,645,640
49 Osceola	319,787,661	69,324	(124)	69,200	2,231,494	0	2,231,494	2,300,818	2,300,694
50 Palm Beach	962,411,018	208,632	706	209,338	10,814,800	0	10,814,800	11,023,432	11,024,138
51 Pasco	352,481,432	76,411	(44)	76,367	3,146,681	0	3,146,681	3,223,092	3,223,048
52 Pinellas	465,020,139	100,807	279	101,086	4,340,263	0	4,340,263	4,441,070	4,441,349
53 Polk	480,067,856	104,069	412	104,481	2,681,475	0	2,681,475	2,785,544	2,785,956
54 Putnam	46,534,417	10,088	14	10,102	291,941	0	291,941	302,029	302,043
55 St. Johns	206,034,297	44,664	(16)	44,648	3,467,042	0	3,467,042	3,511,706	3,511,690
56 St. Lucie	189,270,916	41,030	335	41,365	962,280	0	962,280	1,003,310	1,003,645
57 Santa Rosa	130,828,179	28,361	162	28,523	2,128,933	0	2,128,933	2,157,294	2,157,456
58 Sarasota	209,809,510	45,483	177	45,660	3,097,093	0	3,097,093	3,142,576	3,142,753
59 Seminole	311,850,485	67,603	84	67,687	2,855,737	0	2,855,737	2,923,340	2,923,424
60 Sumter	38,596,189	8,367	64	8,431	442,008	0	442,008	450,375	450,439
61 Suwannee	25,220,691	5,467	0	5,467	291,101	0	291,101	296,568	296,568
62 Taylor	11,719,832	2,541	3	2,544	136,902	0	136,902	139,443	139,446
63 Union	10,274,728	2,227	19	2,246	92,530	0	92,530	94,757	94,776
64 Volusia	280,497,201	60,806	(39)	60,767	1,552,085	0	1,552,085	1,612,891	1,612,852
65 Wakulla	22,313,952	4,837	21	4,858	313,592	0	313,592	318,429	318,450
66 Walton	45,907,593	9,952	14	9,966	722,956	0	722,956	732,908	732,922
67 Washington	15,314,206	3,320	(15)	3,305	38,459	0	38,459	41,779	41,764
69 FAMU Lab School	2,565,124	556	0	556	0	0	0	556	556
70 FAU - Palm Beach	5,526,114	1,198	3	1,201	113,901	0	113,901	115,099	115,102
71 FAU - St. Lucie	6,569,387	1,424	6	1,430	140,655	0	140,655	142,079	142,085
72 FSU Lab - Broward	3,345,198	725	2	727	69,778	0	69,778	70,503	70,505
73 FSU Lab - Leon	7,833,967	1,698	(10)	1,688	172,354	0	172,354	174,052	174,042
74 UF Lab School	4,940,510	1,071	4	1,075	112,572	0	112,572	113,643	113,647
75 Virtual School	160,568,177	34,808	(6,243)	28,565	140,788	0	140,788	175,596	169,353

State	13,432,432,174	2,911,892	0	2,911,892	131,242,260	428,725	131,670,985	134,582,877	134,582,877
-------	----------------	-----------	---	-----------	-------------	---------	-------------	-------------	-------------

2019-20 FEFP Third Calculation
Required Local Effort Taxes

District	2019-20 School Taxable Value	Equalized Required Local Effort Millage Rate	Total Required Local Effort Taxes
	-1-	-2-	-3-
1 Alachua	17,224,018,082	3.876	64,089,882
2 Baker	1,045,838,488	3.817	3,832,287
3 Bay	17,181,923,189	3.862	63,702,324
4 Bradford	1,042,402,282	3.926	3,928,773
5 Brevard	45,455,674,986	3.838	167,480,525
6 Broward	217,135,438,512	3.825	797,321,330
7 Calhoun	428,372,685	3.762	1,547,077
8 Charlotte	19,595,627,347	3.884	73,065,040
9 Citrus	11,072,954,874	3.877	41,212,652
10 Clay	12,708,844,125	3.791	46,252,059
11 Collier	97,911,130,505	2.832	266,192,949
12 Columbia	3,135,746,988	3.988	12,005,145
13 Dade	339,593,182,438	3.924	1,279,261,102
14 DeSoto	1,949,982,231	3.798	7,109,791
15 Dixie	566,796,050	3.924	2,135,143
16 Duval	74,827,069,162	3.892	279,577,875
17 Escambia	20,463,365,354	3.944	77,479,212
18 Flagler	10,391,676,161	3.951	39,415,212
19 Franklin	2,217,769,544	3.309	7,045,055
20 Gadsden	1,607,595,415	3.981	6,143,844
21 Gilchrist	827,878,458	3.863	3,070,171
22 Glades	715,369,911	3.796	2,606,922
23 Gulf	1,750,884,783	3.841	6,456,143
24 Hamilton	906,208,183	3.738	3,251,910
25 Hardee	1,711,927,227	3.930	6,458,759
26 Hendry	2,328,498,712	3.798	8,489,893
27 Hernando	10,559,057,182	3.908	39,614,204
28 Highlands	5,506,213,692	3.872	20,467,257
29 Hillsborough	112,969,998,146	3.865	419,163,881
30 Holmes	530,063,964	3.806	1,936,727
31 Indian River	19,910,505,448	3.818	72,977,577
32 Jackson	1,635,782,990	4.009	6,295,540
33 Jefferson	682,680,642	3.979	2,607,731
34 Lafayette	289,743,075	3.838	1,067,553
35 Lake	25,154,309,525	3.876	93,598,180
36 Lee	90,848,155,272	3.892	339,437,780
37 Leon	19,019,526,298	3.900	71,209,106
38 Levy	2,161,845,690	3.864	8,019,237
39 Liberty	281,695,829	3.758	1,016,268
40 Madison	753,742,148	3.847	2,783,660
41 Manatee	41,730,484,235	3.880	155,437,708
42 Marion	20,973,453,713	3.924	79,007,839
43 Martin	24,240,233,679	3.880	90,290,022
44 Monroe	30,716,482,166	1.555	45,853,565
45 Nassau	10,095,367,308	3.888	37,680,757
46 Okaloosa	20,014,739,529	3.957	76,030,391
47 Okeechobee	2,317,904,998	3.839	8,542,500
48 Orange	156,053,151,727	3.838	574,974,716
49 Osceola	30,918,572,157	3.984	118,252,408
50 Palm Beach	211,329,141,240	3.908	792,839,313
51 Pasco	32,752,940,486	3.853	121,149,197
52 Pinellas	92,860,690,733	3.834	341,786,773
53 Polk	40,852,038,592	3.838	150,518,519
54 Putnam	4,298,407,655	3.621	14,941,953
55 St. Johns	30,811,657,913	3.888	115,003,897
56 St. Lucie	25,055,671,028	3.869	93,062,776
57 Santa Rosa	11,565,397,685	3.943	43,778,269
58 Sarasota	66,411,593,113	3.689	235,192,672
59 Seminole	38,852,264,071	3.876	144,567,721
60 Sumter	14,358,356,364	3.168	43,667,782
61 Suwannee	2,132,245,219	3.908	7,999,502
62 Taylor	1,502,550,689	3.892	5,614,010
63 Union	281,787,748	3.896	1,053,931
64 Volusia	41,188,256,745	3.819	151,006,034
65 Wakulla	1,484,669,471	4.008	5,712,533
66 Walton	21,869,910,831	2.381	49,989,367
67 Washington	948,608,719	4.003	3,645,389
69 FAMU Lab School	0	0.000	0
70 FAU - Palm Beach	0	0.000	0
71 FAU - St. Lucie	0	0.000	0
72 FSU Lab - Broward	0	0.000	0
73 FSU Lab - Leon	0	0.000	0
74 UF Lab School	0	0.000	0
75 Virtual School	0	0.000	0
State	2,169,716,073,407	3.888	7,856,925,320

2019-20 FEFP Third Calculation
 Millage Rates

District	Required	0.748	Total
	Local Effort	Actual	Actual
	Mills	Discretionary	FEFP
	-1-	-2-	-3-
1 Alachua	3.876	0.748	4.624
2 Baker	3.817	0.748	4.565
3 Bay	3.862	0.748	4.610
4 Bradford	3.926	0.748	4.674
5 Brevard	3.838	0.748	4.586
6 Broward	3.825	0.748	4.573
7 Calhoun	3.762	0.748	4.510
8 Charlotte	3.884	0.748	4.632
9 Citrus	3.877	0.748	4.625
10 Clay	3.791	0.748	4.539
11 Collier	2.832	0.748	3.580
12 Columbia	3.988	0.748	4.736
13 Dade	3.924	0.748	4.672
14 DeSoto	3.798	0.748	4.546
15 Dixie	3.924	0.748	4.672
16 Duval	3.892	0.748	4.640
17 Escambia	3.944	0.748	4.692
18 Flagler	3.951	0.748	4.699
19 Franklin	3.309	0.748	4.057
20 Gadsden	3.981	0.748	4.729
21 Gilchrist	3.863	0.748	4.611
22 Glades	3.796	0.748	4.544
23 Gulf	3.841	0.748	4.589
24 Hamilton	3.738	0.748	4.486
25 Hardee	3.930	0.748	4.678
26 Hendry	3.798	0.748	4.546
27 Hernando	3.908	0.748	4.656
28 Highlands	3.872	0.748	4.620
29 Hillsborough	3.865	0.748	4.613
30 Holmes	3.806	0.748	4.554
31 Indian River	3.818	0.748	4.566
32 Jackson	4.009	0.748	4.757
33 Jefferson	3.979	0.748	4.727
34 Lafayette	3.838	0.748	4.586
35 Lake	3.876	0.748	4.624
36 Lee	3.892	0.748	4.640
37 Leon	3.900	0.748	4.648
38 Levy	3.864	0.748	4.612
39 Liberty	3.758	0.748	4.506
40 Madison	3.847	0.748	4.595
41 Manatee	3.880	0.748	4.628
42 Marion	3.924	0.748	4.672
43 Martin	3.880	0.748	4.628
44 Monroe	1.555	0.748	2.303
45 Nassau	3.888	0.748	4.636
46 Okaloosa	3.957	0.748	4.705
47 Okeechobee	3.839	0.748	4.587
48 Orange	3.838	0.748	4.586
49 Osceola	3.984	0.748	4.732
50 Palm Beach	3.908	0.748	4.656
51 Pasco	3.853	0.748	4.601
52 Pinellas	3.834	0.748	4.582
53 Polk	3.838	0.748	4.586
54 Putnam	3.621	0.748	4.369
55 St. Johns	3.888	0.748	4.636
56 St. Lucie	3.869	0.748	4.617
57 Santa Rosa	3.943	0.748	4.691
58 Sarasota	3.689	0.748	4.437
59 Seminole	3.876	0.748	4.624
60 Sumter	3.168	0.748	3.916
61 Suwannee	3.908	0.748	4.656
62 Taylor	3.892	0.748	4.640
63 Union	3.896	0.748	4.644
64 Volusia	3.819	0.748	4.567
65 Wakulla	4.008	0.748	4.756
66 Walton	2.381	0.748	3.129
67 Washington	4.003	0.748	4.751
69 FAMU Lab School	0.000	0.000	0.000
70 FAU - Palm Beach	0.000	0.000	0.000
71 FAU - St. Lucie	0.000	0.000	0.000
72 FSU Lab - Broward	0.000	0.000	0.000
73 FSU Lab - Leon	0.000	0.000	0.000
74 UF Lab School	0.000	0.000	0.000
75 Virtual School	0.000	0.000	0.000
State	3.888	0.748	4.636

2019-20 FEFP Third Calculation
Local Effort Taxes

District	2019 School Taxable Value	Total Required Local Effort Taxes	0.748 Actual Discretionary Local Effort	Total Local Effort Taxes
	-1-	-2-	-3-	-4-
1 Alachua	17,224,018,082	64,089,882	12,368,223	76,458,105
2 Baker	1,045,838,488	3,832,287	750,996	4,583,283
3 Bay	17,181,923,189	63,702,324	12,337,995	76,040,319
4 Bradford	1,042,402,282	3,928,773	748,528	4,677,301
5 Brevard	45,455,674,986	167,480,525	32,640,811	200,121,336
6 Broward	217,135,438,512	797,321,330	155,920,616	953,241,946
7 Calhoun	428,372,685	1,547,077	307,606	1,854,683
8 Charlotte	19,595,627,347	73,065,040	14,071,228	87,136,268
9 Citrus	11,072,954,874	41,212,652	7,951,267	49,163,919
10 Clay	12,708,844,125	46,252,059	9,125,967	55,378,026
11 Collier	97,911,130,505	266,192,949	70,308,025	336,500,974
12 Columbia	3,135,746,988	12,005,145	2,251,717	14,256,862
13 Dade	339,593,182,438	1,279,261,102	243,855,072	1,523,116,174
14 DeSoto	1,949,982,231	7,109,791	1,400,243	8,510,034
15 Dixie	566,796,050	2,135,143	407,005	2,542,148
16 Duval	74,827,069,162	279,577,875	53,731,822	333,309,697
17 Escambia	20,463,365,354	77,479,212	14,694,333	92,173,545
18 Flagler	10,391,676,161	39,415,212	7,462,055	46,877,267
19 Franklin	2,217,769,544	7,045,055	1,592,536	8,637,591
20 Gadsden	1,607,595,415	6,143,844	1,154,382	7,298,226
21 Gilchrist	827,878,458	3,070,171	594,483	3,664,654
22 Glades	715,369,911	2,606,922	513,693	3,120,615
23 Gulf	1,750,884,783	6,456,143	1,257,275	7,713,418
24 Hamilton	906,208,183	3,251,910	650,730	3,902,640
25 Hardee	1,711,927,227	6,458,759	1,229,301	7,688,060
26 Hendry	2,328,498,712	8,489,893	1,672,048	10,161,941
27 Hernando	10,559,057,182	39,614,204	7,582,248	47,196,452
28 Highlands	5,506,213,692	20,467,257	3,953,902	24,421,159
29 Hillsborough	112,969,998,146	419,163,881	81,121,496	500,285,377
30 Holmes	530,063,964	1,936,727	380,628	2,317,355
31 Indian River	19,910,505,448	72,977,577	14,297,336	87,274,913
32 Jackson	1,635,782,990	6,295,540	1,174,623	7,470,163
33 Jefferson	682,680,642	2,607,731	490,219	3,097,950
34 Lafayette	289,743,075	1,067,553	208,059	1,275,612
35 Lake	25,154,309,525	93,598,180	18,062,807	111,660,987
36 Lee	90,848,155,272	339,437,780	65,236,243	404,674,023
37 Leon	19,019,526,298	71,209,106	13,657,541	84,866,647
38 Levy	2,161,845,690	8,019,237	1,552,378	9,571,615
39 Liberty	281,695,829	1,016,268	202,280	1,218,548
40 Madison	753,742,148	2,783,660	541,247	3,324,907
41 Manatee	41,730,484,235	155,437,708	29,965,826	185,403,534
42 Marion	20,973,453,713	79,007,839	15,060,618	94,068,457
43 Martin	24,240,233,679	90,290,022	17,406,427	107,696,449
44 Monroe	30,716,482,166	45,853,565	22,056,892	67,910,457
45 Nassau	10,095,367,308	37,680,757	7,249,281	44,930,038
46 Okaloosa	20,014,739,529	76,030,391	14,372,184	90,402,575
47 Okeechobee	2,317,904,998	8,542,500	1,664,441	10,206,941
48 Orange	156,053,151,727	574,974,716	112,058,647	687,033,363
49 Osceola	30,918,572,157	118,252,408	22,202,008	140,454,416
50 Palm Beach	211,329,141,240	792,839,313	151,751,230	944,590,543
51 Pasco	32,752,940,486	121,149,197	23,519,232	144,668,429
52 Pinellas	92,860,690,733	341,786,773	66,681,405	408,468,178
53 Polk	40,852,038,592	150,518,519	29,335,032	179,853,551
54 Putnam	4,298,407,655	14,941,953	3,086,601	18,028,554
55 St. Johns	30,811,657,913	115,003,897	22,125,235	137,129,132
56 St. Lucie	25,055,671,028	93,062,776	17,991,976	111,054,752
57 Santa Rosa	11,565,397,685	43,778,269	8,304,881	52,083,150
58 Sarasota	66,411,593,113	235,192,672	47,688,837	282,881,509
59 Seminole	38,852,264,071	144,567,721	27,899,034	172,466,755
60 Sumter	14,358,356,364	43,667,782	10,310,449	53,978,231
61 Suwannee	2,132,245,219	7,999,502	1,531,123	9,530,625
62 Taylor	1,502,550,689	5,614,010	1,078,952	6,692,962
63 Union	281,787,748	1,053,931	202,346	1,256,277
64 Volusia	41,188,256,745	151,006,034	29,576,463	180,582,497
65 Wakulla	1,484,669,471	5,712,533	1,066,111	6,778,644
66 Walton	21,869,910,831	49,989,367	15,704,346	65,693,713
67 Washington	948,608,719	3,645,389	681,177	4,326,566
69 FAMU Lab School	0	0	0	0
70 FAU - Palm Beach	0	0	0	0
71 FAU - St. Lucie	0	0	0	0
72 FSU Lab - Broward	0	0	0	0
73 FSU Lab - Leon	0	0	0	0
74 UF Lab School	0	0	0	0
75 Virtual School	0	0	0	0

State 2,169,716,073,407 7,856,925,320 1,558,029,718 9,414,955,038

SUMMARY SHEET

RECOMMENDATION TO SUPERINTENDENT FOR SCHOOL BOARD AGENDA

AGENDA ITEM NO. 2b

DATE OF SCHOOL BOARD WORKSHOP: January 28, 2020

TITLE OF AGENDA ITEMS: 2020-2021 Student FTE Forecast

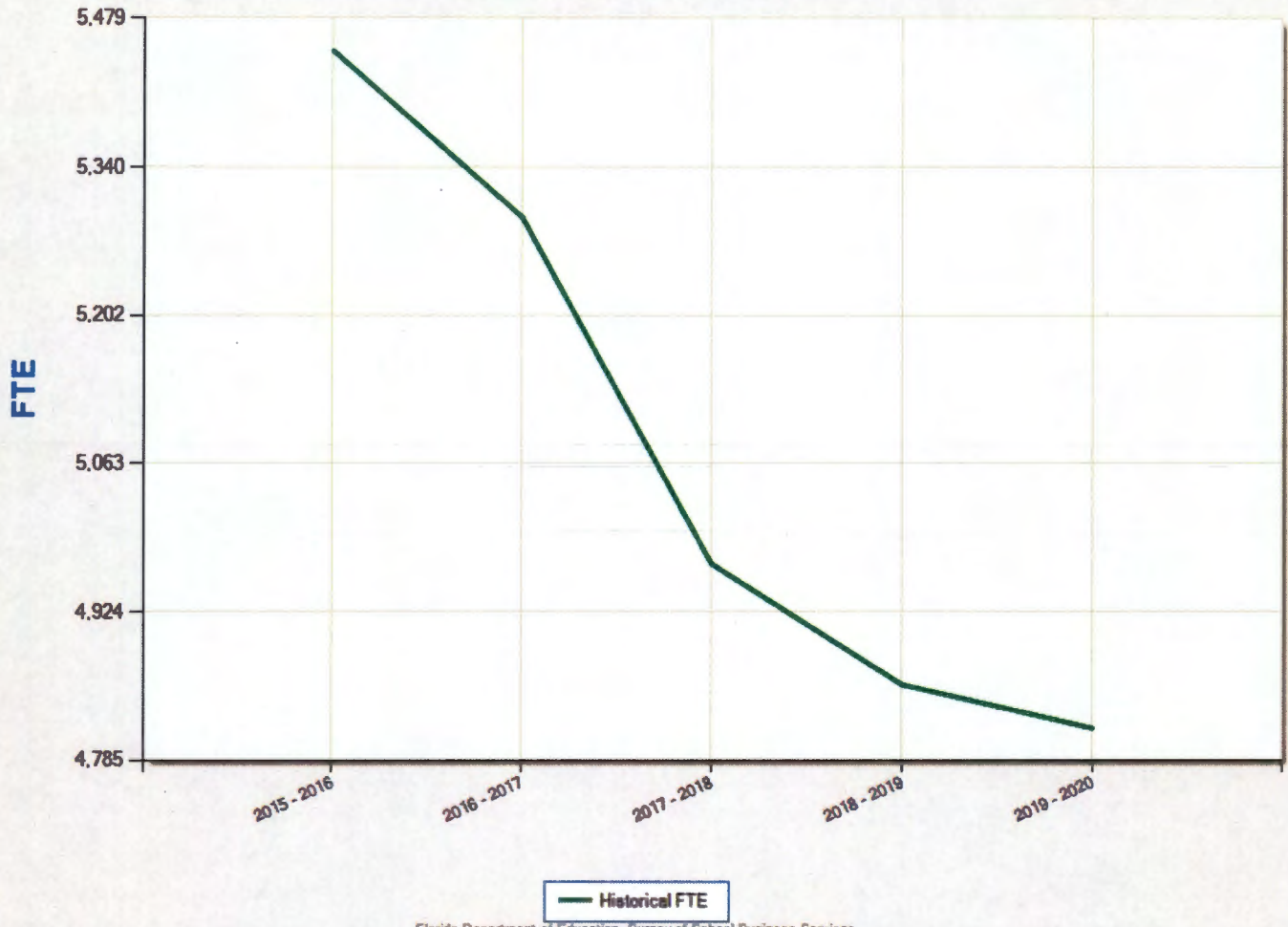
DIVISION: Finance Department

PURPOSE AND SUMMARY OF ITEMS: The 2020-2021 Student FTE Forecast was submitted for use by the Legislature and establishing the funding levels for the next fiscal year.

PREPARED BY: Bonnie Wood

POSITION: Finance Director

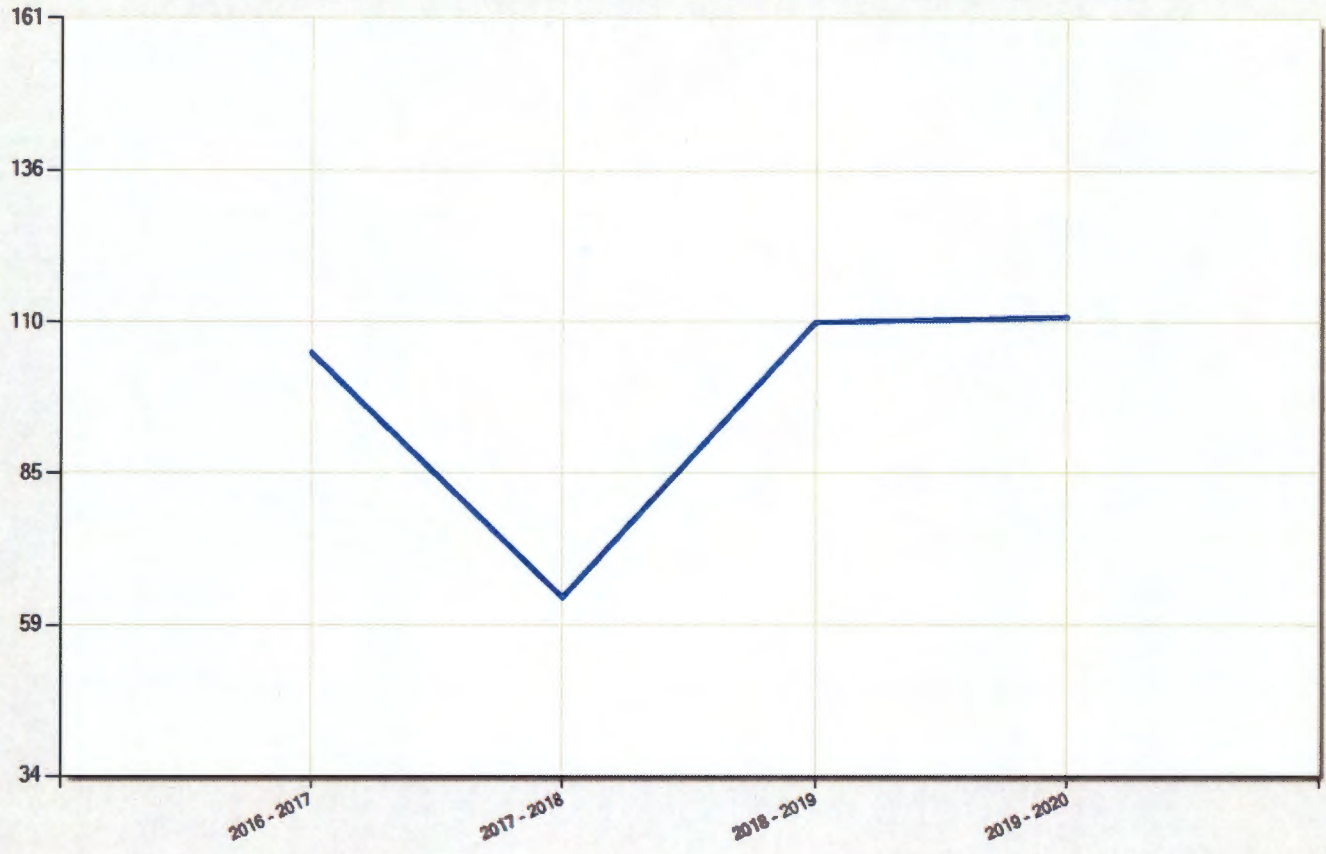
Historical FTE (GADSDEN)



Florida Department of Education, Bureau of School Business Services

#	Year	FTE	Difference
1	2015 - 2016	5,449.30	n/a
2	2016 - 2017	5,293.54	-155.76
3	2017 - 2018	4,969.27	-324.27
4	2018 - 2019	4,856.08	-113.19
5	2019 - 2020	4,815.27	-40.81

KG Entrants minus Prior Year Grade 12 (GADSDEN)

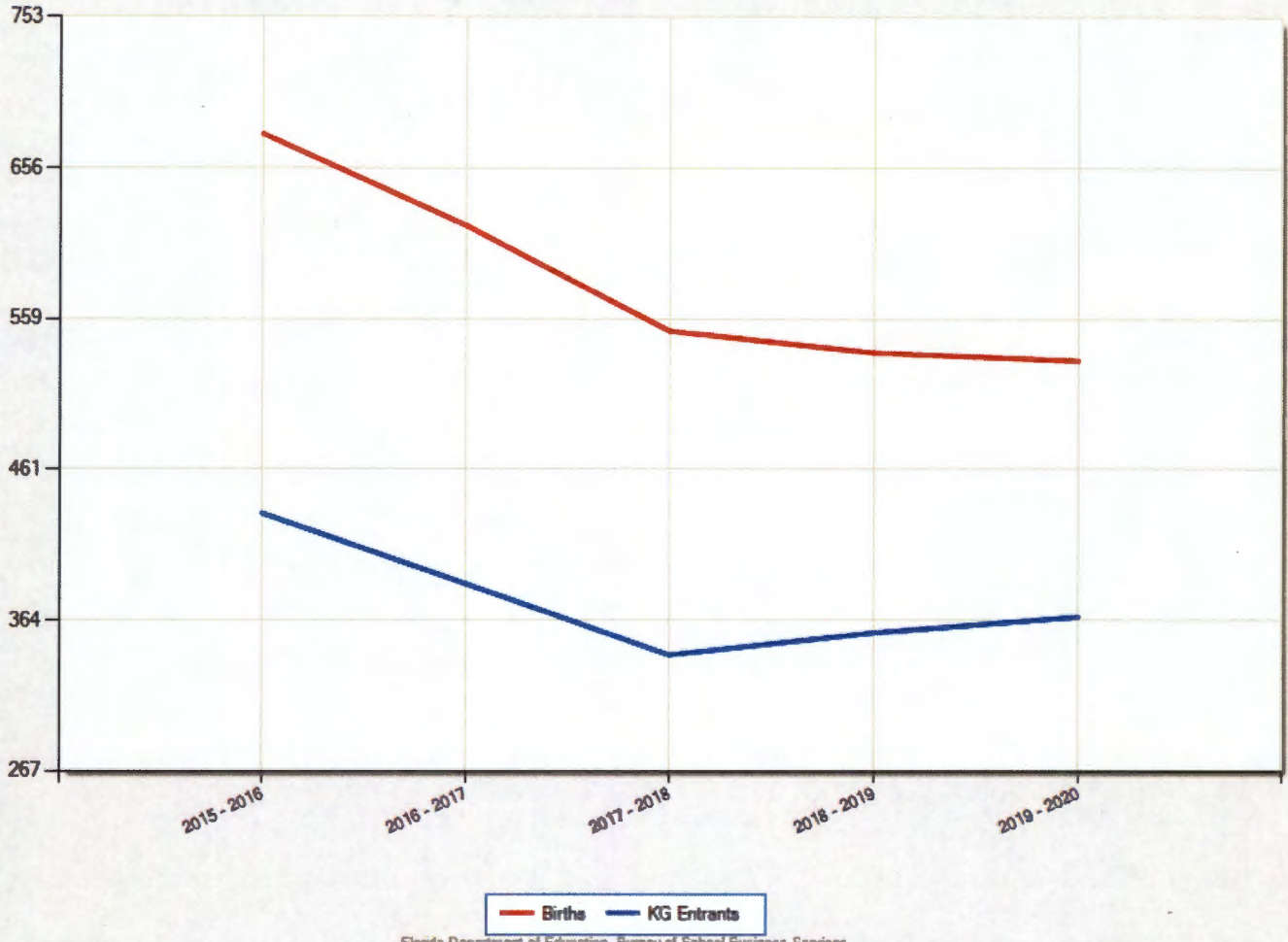


(KG Entrants minus Prior Year Grade 12)

Florida Department of Education, Bureau of School Business Services

#	Year	KG Entrants - Prior year Grade 12
1	2016 - 2017	105.07
2	2017 - 2018	63.88
3	2018 - 2019	110.19
4	2019 - 2020	111.08

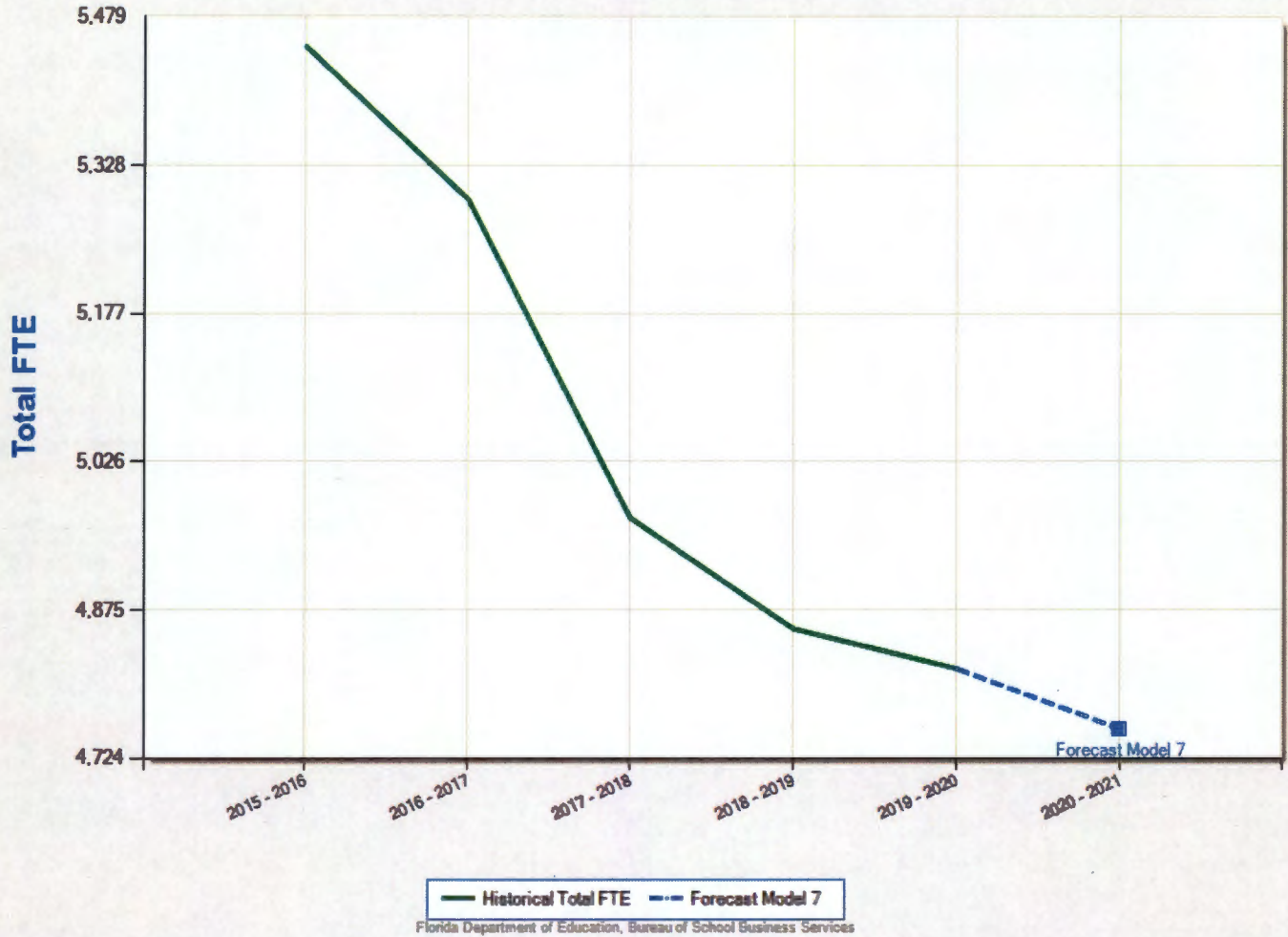
Births to Kindergarten Entrants Trend (GADSDEN)



Florida Department of Education, Bureau of School Business Services

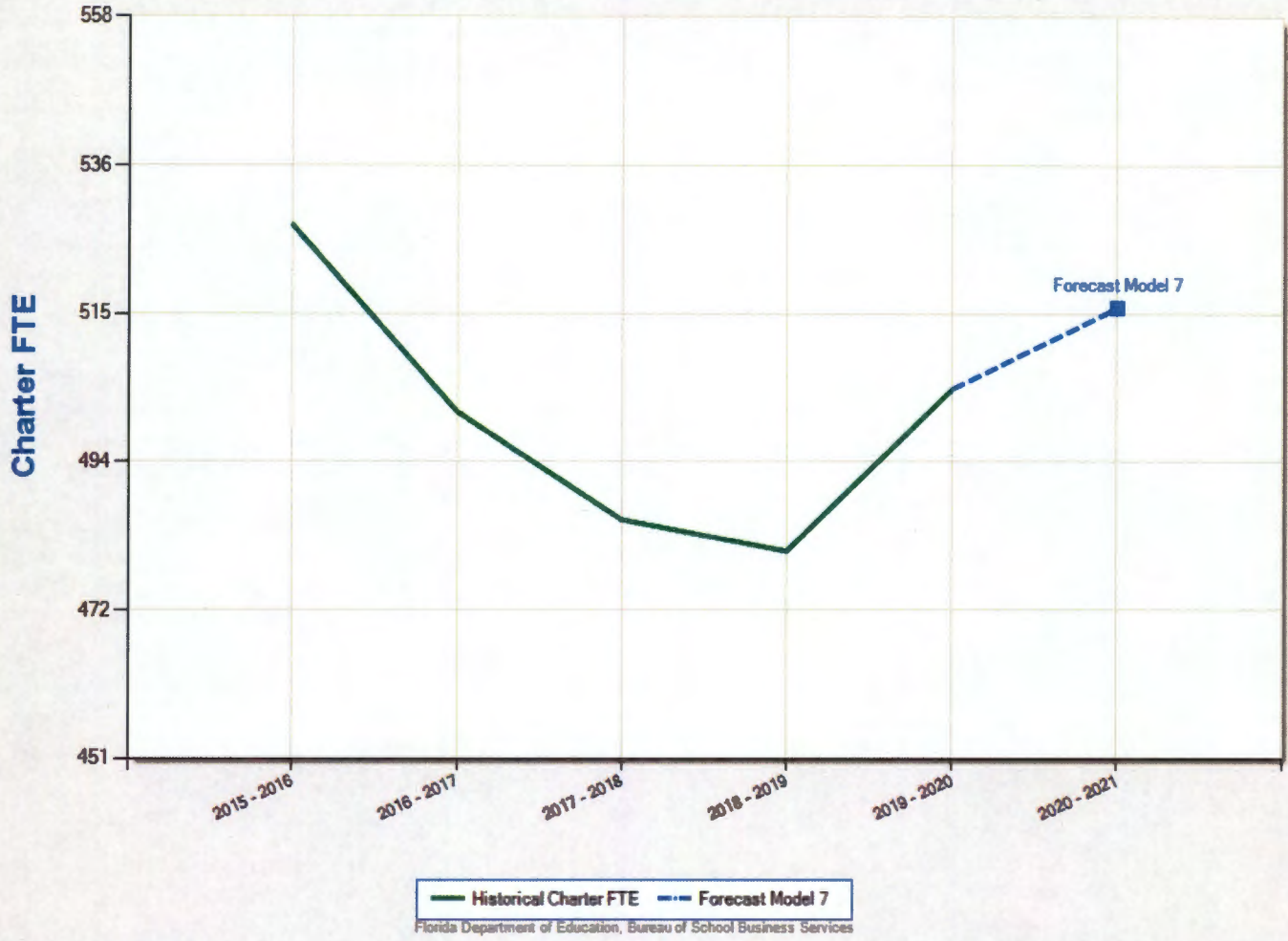
#	Year	Births	KG Entrants
1	2015 - 2016	678	433.60
2	2016 - 2017	619	388.04
3	2017 - 2018	551	342.16
4	2018 - 2019	537	356.49
5	2019 - 2020	532	366.76

Total FTE (GADSDEN)



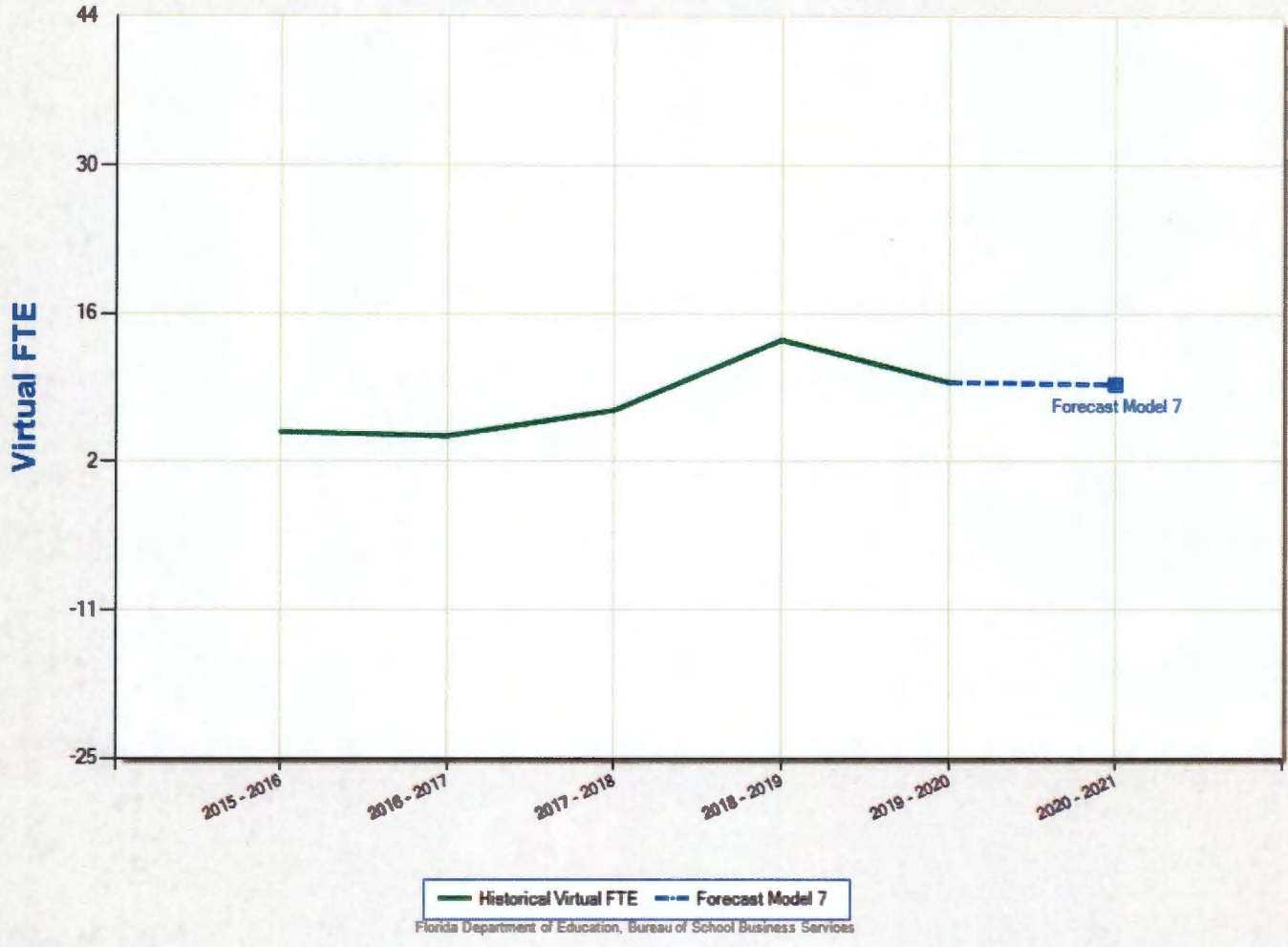
#	Year	Total FTE
1	2015 - 2016	5,449.30
2	2016 - 2017	5,293.54
3	2017 - 2018	4,969.27
4	2018 - 2019	4,856.08
5	2019 - 2020	4,815.27
6	2020 - 2021	4,754.00

Charter FTE (GADSDEN)



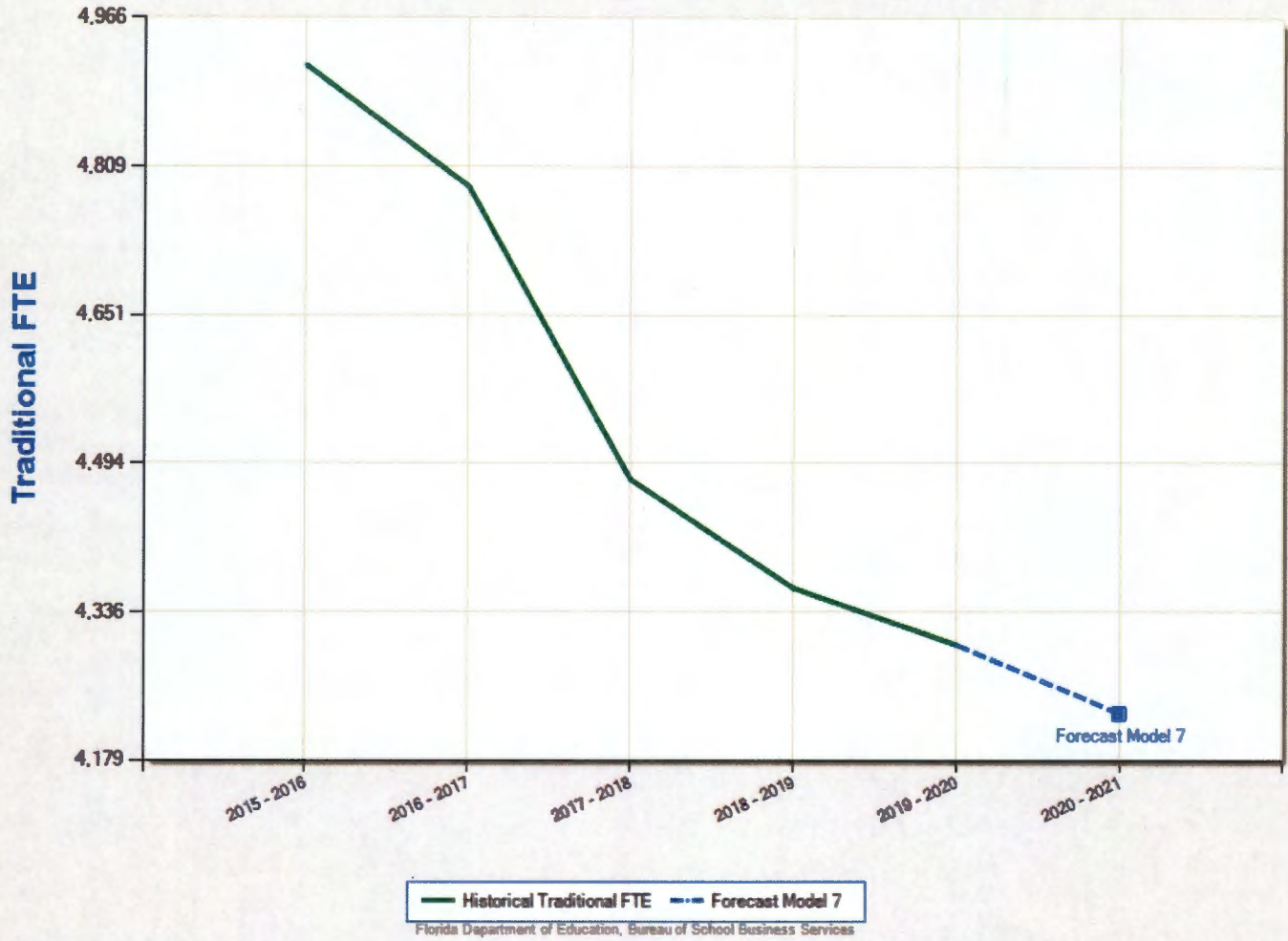
#	Year	Charter
1	2015 - 2016	527.78
2	2016 - 2017	500.82
3	2017 - 2018	485.15
4	2018 - 2019	480.67
5	2019 - 2020	504.11
6	2020 - 2021	515.84

Virtual FTE (GADSDEN)



#	Year	Virtual
1	2015 - 2016	5.12
2	2016 - 2017	4.72
3	2017 - 2018	7.12
4	2018 - 2019	13.68
5	2019 - 2020	9.76
6	2020 - 2021	9.55

Traditional FTE (GADSDEN)



#	Year	Traditional
1	2015 - 2016	4,916.40
2	2016 - 2017	4,788.00
3	2017 - 2018	4,477.00
4	2018 - 2019	4,361.73
5	2019 - 2020	4,301.40
6	2020 - 2021	4,228.61