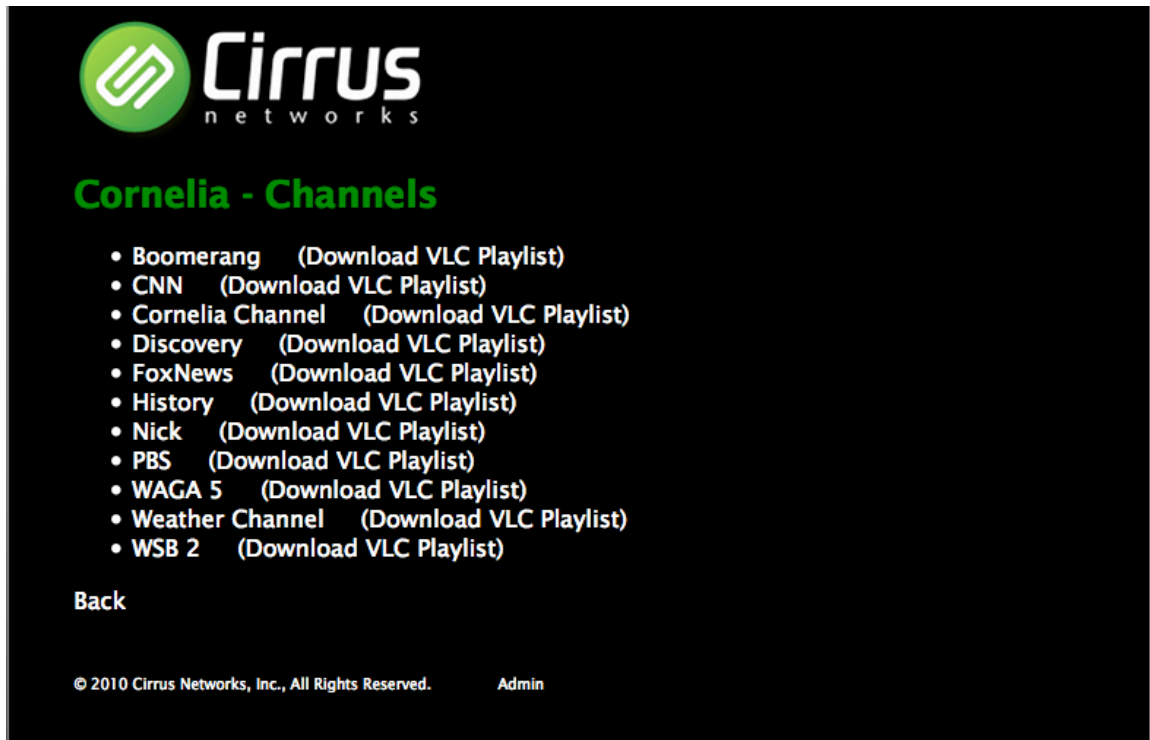


Create a folder on the desktop and can call it anything that will remind you what in it, like Cirrus Channels, (School name) Channel folder, or IPTV Channels, etc..

After installing VLC then go to the Cirrus Channel Web Site and click on your school. Enter 10.1.10.80 in the web browser address field.



The screenshot shows the Cirrus Networks website interface. At the top left is the Cirrus Networks logo, which consists of a green circle containing a white stylized 'C' shape, followed by the word 'Cirrus' in a large, bold, white font and 'networks' in a smaller, lowercase, white font below it. Below the logo, the text 'Cornelia - Channels' is displayed in a green font. Underneath this, there is a bulleted list of channels, each followed by a link to download a VLC playlist. The channels listed are: Boomerang, CNN, Cornelia Channel, Discovery, FoxNews, History, Nick, PBS, WAGA 5, Weather Channel, and WSB 2. At the bottom left of the page, there is a 'Back' link. At the bottom center, there is a copyright notice: '© 2010 Cirrus Networks, Inc., All Rights Reserved.' and an 'Admin' link.

**Cirrus**  
networks

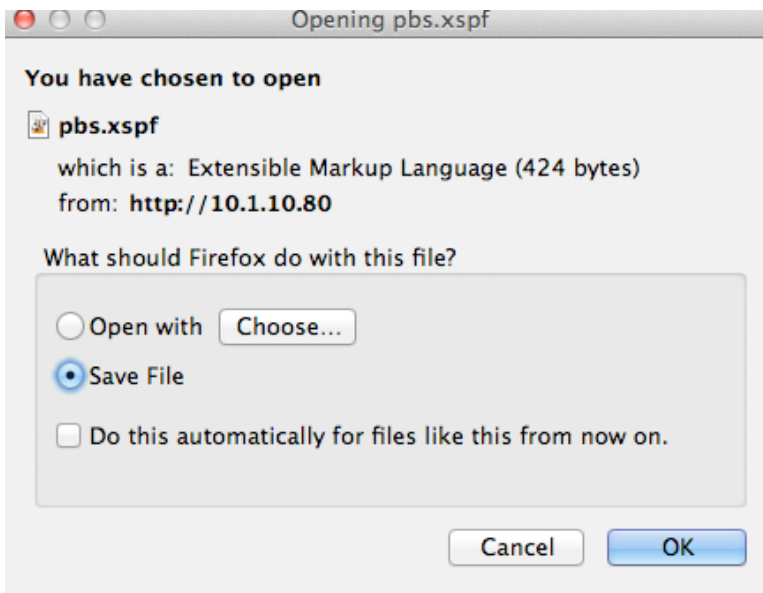
## Cornelia - Channels

- Boomerang (Download VLC Playlist)
- CNN (Download VLC Playlist)
- Cornelia Channel (Download VLC Playlist)
- Discovery (Download VLC Playlist)
- FoxNews (Download VLC Playlist)
- History (Download VLC Playlist)
- Nick (Download VLC Playlist)
- PBS (Download VLC Playlist)
- WAGA 5 (Download VLC Playlist)
- Weather Channel (Download VLC Playlist)
- WSB 2 (Download VLC Playlist)


[Back](#)

© 2010 Cirrus Networks, Inc., All Rights Reserved. [Admin](#)

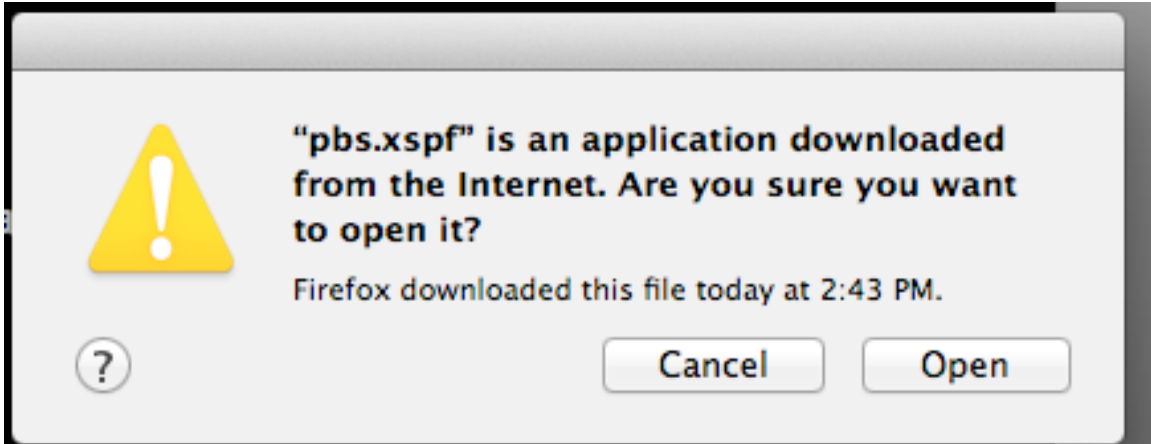
After choosing your school. Click on DOWNLOAD VLC PLAYER for EACH channel in the list and save to the desktop. Click OK here to finish the download.



Then you can drag it into the folder you created on the desktop. They will look like this.



After it's in the folder on the desktop open each of them and you will be prompted to the window you see below. Click on OPEN and it opens VLC and starts playing the channel.



Now every time you want to watch a channel just open the folder you created on the desktop and double click the one you want to watch☺