

## Spelling Rainbows

Rainbow write eight of your spelling words. Write each word first in pencil. Then trace over each word three times. **Each time you trace, you must use a DIFFERENT color.**

## Silly Sentences

Write ten silly sentences using a spelling word in each sentence. Please underline your spelling words! Write neatly!

Example: My dog wears a blue and purple dress when he takes a bath.

## Hidden Words

Draw and color a picture. Hide your spelling words inside your picture.

**If** you have free time later, you can have a member of your spelling group try to locate your words!

## Backwards Words

Write ten of your words forwards and then backwards. Write neatly!

**Example:** where erehw

## Pyramid Writing

Pyramid write NINE of your spelling words. You must write neatly!

\*Example: home h

ho

hom

home

## Create an Activity

Can you think of a fun activity to do with your spelling words? Try it out in your learning center journal.

Be sure to give your activity a name!

## Spelling Paragraph

Write a paragraph using EACH of your spelling words. Be sure to underline your spelling words in your paragraph.

**Don't forget a topic sentence and a concluding sentence! Write good 2<sup>nd</sup> Grade sentences in your paragraph!**

## ABC Order

Choose eight of your spelling words.

Write your words in ABC order!

**For an extra bonus, write your words in backwards ABC order!**

## Draw and Label

Draw and label ten of your spelling words. You **MUST** **color** your drawings and labels.

Don't forget to add a lot of great detail! Do your very best work!

## Blue Vowels!

Write **EACH** of your spelling words.

You will need a blue colored pencil.

**Trace over the vowels in each word with your blue colored pencil.**

Vowels = A E I O U

## Squiggly Spelling Words

**Choose ten spelling words.**

You are going to write them two times. Write them first in squiggly letters. Then write them once more in regular letters. Write neatly!

## Bubble Letters

Write **six** of your spelling words in **bubble letters**. After you write your words in bubble letters, color your words with a crayon or colored pencil.

## Bubble Letters Rock!

# Three Times!

Choose eight spelling words. Write each spelling word three times. First, write each word in pencil. Second write each word in crayon. Third, write each word in marker. You **MUST** write neatly!

# Acrostic Poem

Choose one of your spelling words.

Write an acrostic poem for that word.

You must also **ILLUSTRATE** your poem.

\*Example:

Fly

**F**un in the sky

**L**aps around clouds

**Y**es! I'm free

# Adding My Words

1. Choose ten spelling words.
2. Add up each spelling word.

\***Consonants are worth 10.** \***Vowels are worth 5.**

\*Examples-

said-  $10 + 5 + 5 + 10 = 30$

there-  $10 + 10 + 5 + 10 + 5 = 40$

# Superman Letter

Your job is to write a creative letter to Superman (or another super hero).

In your letter, you must use each of your spelling words. Be sure to underline your words as you use them.

# Spelling Shapes

Count your spelling words. If you have 15 words, draw 15 different shapes. Then write your spelling words inside each of the shapes.

Example:

babies

cried

# Spelling Scramble

**Choose ten spelling words.**

Write your letters scrambled up.  
Leave them alone until TOMORROW.

*During center time tomorrow,  
please unscramble your words.*

You cannot start this activity on a Thursday.

# Spelling Poem

Write a poem using several of your spelling words. Underline the words that you use. Illustrate your poem.

You can write any type of poem that you would like. For example, you can write an acrostic or cinquain poem. Enjoy!

# Consonant Circle

**Write each of your spelling words.**

Then go back and circle all of the consonants in your spelling words!

**Don't forget to write neatly in your learning center journal!**

# Vowel Circle

Write each of your spelling words.

Then go back and circle all of the vowels in your spelling words!

Don't forget to write neatly in your learning center journal!

# Spelling Bee

Draw and color an outdoor picture.

Count your spelling words. Draw a bee for each of your spelling words.

Then write the words inside each of the "spelling" bees. Write neatly.

# Goofy Spelling Story

Write a goofy spelling story using each of your spelling words. Be sure to underline your words as you use them. **If you have time, you can illustrate and color your story!**

# Spelling Riddles

Write riddles for as many of your spelling words as you like. Don't forget to add the answer to your riddle.

\*Example- I cry when I am hungry. I wear diapers. I am cute and cuddly. What am I?

**\*Answer- Baby**

## Connect the Dots

Write ten of your spelling words in dots.

Then connect the dots by tracing over them with a colored pencil.

## Word Sort

Practice sorting your words.

Write your word sort in your learning center journal.

**Please make sure you write neatly!**

## Trace a Shape

Count your spelling words. Draw a shape for each spelling word. If you have twelve spelling words, draw twelve shapes. **Then write your spelling words around each shape!**

## Rhyming Words




Choose eight of your spelling words.

First write each spelling word in your learning center journal. Then come up with a rhyming word for each one.

\*Example: cries tries

# Spelling Code

Come up with a code for each letter of the alphabet. Write the code in your journal.

\*Example: A=  B=  C= 

Then write as many of your spelling words as you would like in code. **You must write the actual spelling word next to the "code word."**

# Word Sort

Practice sorting your words.

Write your word sort in your learning center journal.

**Please make sure you write neatly!**

# Fancy Letters

Write each of your spelling words using fancy letters.

Your letters can have curly-q's or dots, for example. Have fun!

# Upper and Lower

First write your spelling word normal.

Then rewrite your spelling word.

This time write the vowels in lowercase and the consonants in uppercase.

\*Example- lower LoWeR



# Colorful Words

Write each of your spelling words. Write each letter using a different colored pencil!

\*Example- colorful

# Word Sort

Practice sorting your words.

Write your word sort in your learning center journal.

**Please make sure you write neatly!**

# Across and Down

1. Choose ten spelling words.
2. Write each word across and down, sharing the beginning letter.

\*Examples- when four  
h o  
e u  
n r

# Rhyming Words

Choose eight of your spelling words.

First write each spelling word in your learning center journal. Then come up with a rhyming word for each one.

\*Example: cries tries