



# Hoover City

## SCHOOL SYSTEM SNAPSHOT

2810 METROPOLITAN WAY  
HOOVER, AL 35243  
(205) 439-1000






**Superintendent**  
Dr. Kathy Murphy

**Board Members**  
Stephen D. Presley | Earl Cooper | Jill Ganus Veitch | Craig P. Kelley | Deanna Bamman

### HOOVER CITY SCHOOL SYSTEM

#### By the Numbers

2016 - 2017 School Year

	<b>Schools</b>	<b>17</b>
	<b>Total Enrollment<sup>1</sup></b>	<b>13,876</b>
	<b>Students on Free &amp; Reduced Lunch</b>	<b>24.20%</b>
	<b>Students Bused</b>	<b>5,998</b>
	<b>Bus Routes</b>	<b>131</b>
	<b>Full-Time Employees</b>	<b>1,804</b>
	Teachers	971
	Principals/ Assistant Principals	44
	Counselors	32
	Librarians	18
	Other Certified Employees	47
	Support Personnel	692

<sup>1</sup> Not Equivalent to ADM <sup>2</sup> The State of Alabama requires systems to have at least one month's operating balance on hand. <sup>3</sup> The debt totals in system audit reports may differ due to audit adjustments. <sup>4</sup> U.S. Census Bureau, FY15.



**Cost of One Month's Operations (FY15)**  
**\$11,001,557**

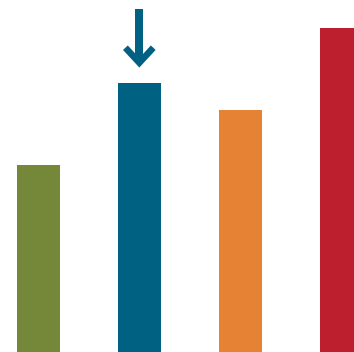
**Number of Months' Operating Balance on Hand (FY15)**  
**6.23<sup>2</sup>**




**Total Debt (FY15)<sup>3</sup>**  
**\$186,548,153**

**Debt Per Student (FY15)**  
**\$13,428**

#### Expenditures Per-Pupil (FY15)



How does your school system compare?

	Hoover City	<b>\$10,732</b>
	Alabama Average	<b>\$9,247</b>
	Lowest System Average	<b>\$7,525</b>
	Highest System Average	<b>\$12,162</b>

**SYSTEM STATE RANK 11**

**Average PER-PUPIL SPENDING (FY15)**



Alabama  
**\$9,247**



United States  
**\$11,009<sup>4</sup>**

## Where did your school system's money come from in FY 2015?



State	\$69,931,762	43%
Federal	\$6,529,805	4%
Local	\$86,103,051	53%
	<b>-\$14,260,730</b>	
	<b>\$71,842,321</b>	

Local 10-mill match

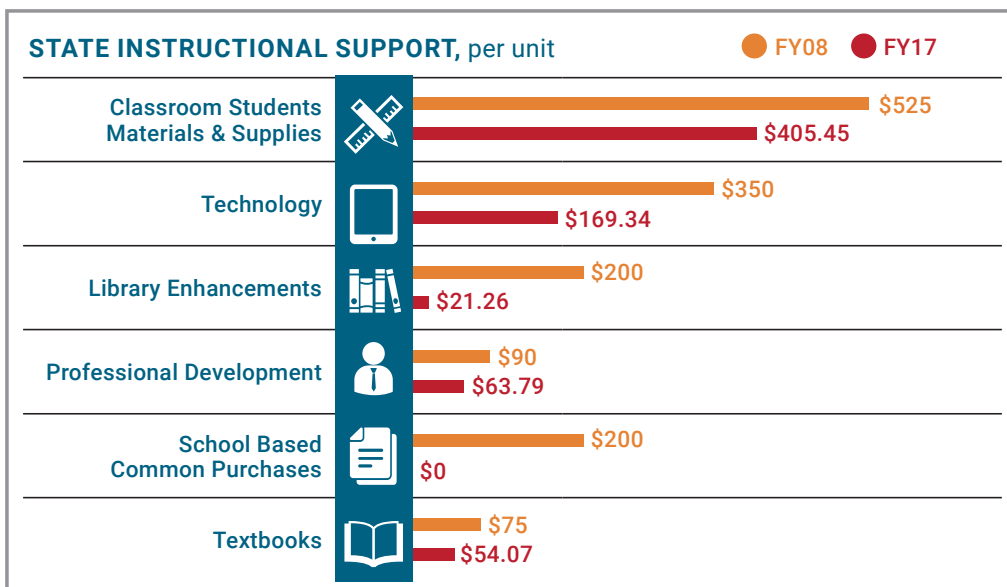
## How did your school system spend state & local revenues in FY 2015?

	State Spending* <i>(includes 10-mill match)</i>	Local Spending*
Salaries	\$57,775,425	\$20,825,035
Benefits	\$21,490,765	\$9,761,489
Operational Costs**	\$1,480,790	\$29,263,147
<b>TOTAL</b>	<b>\$80,746,980</b>	<b>\$59,849,671</b>

\* Revenues and expenditures may contain nominal variances.

\*\* Does not include debt service or capital outlay.

**2%** OF STATE FUNDS SUPPORT OPERATIONAL COSTS



Sally Smith, J.D., *Executive Director*  
Lissa Tucker, J.D., *Director of Governmental Relations*

4240 LOMAC STREET, MONTGOMERY, ALABAMA 36106  
1-800-562-0601 | [alabamaschoolboards.org](http://alabamaschoolboards.org)

[@AlaSchoolBoards](https://twitter.com/AlaSchoolBoards)

[facebook.com/AlabamaSchoolBoards](https://facebook.com/AlabamaSchoolBoards)