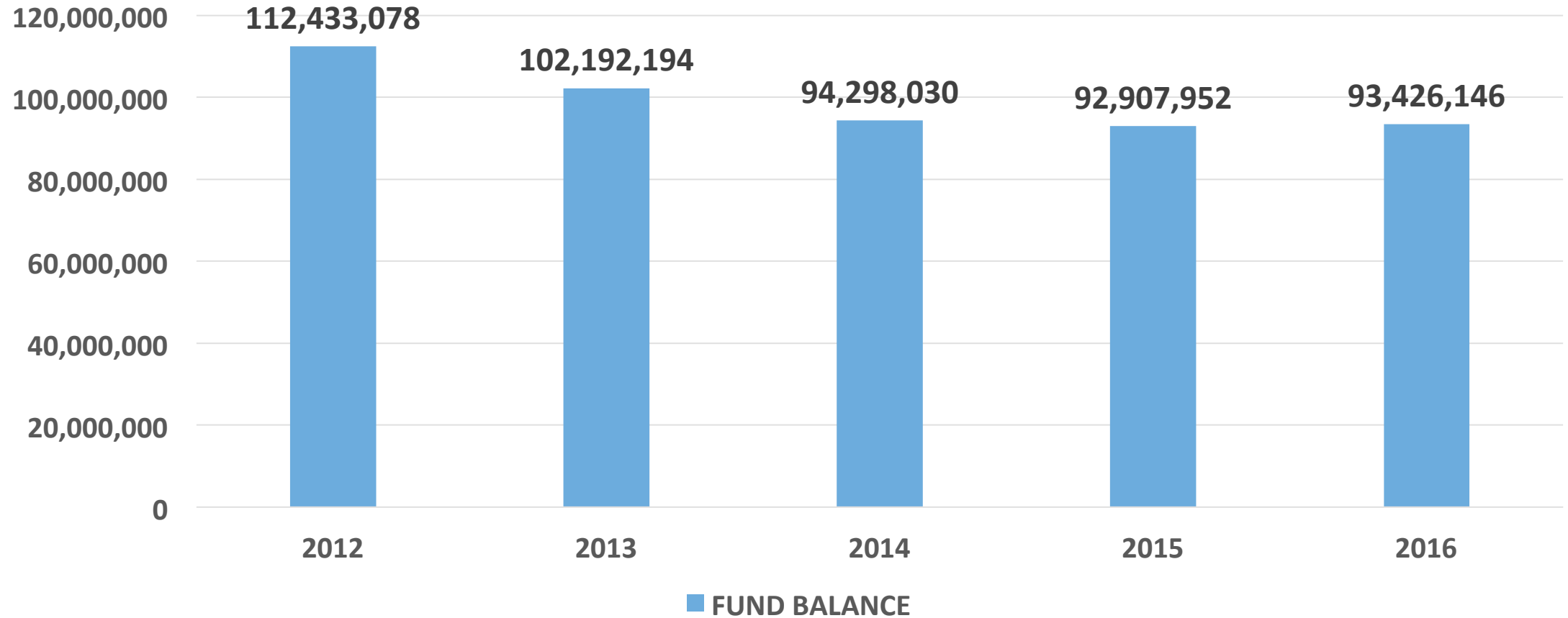


# HOOVER CITY BOE

**FY16 YEAR-END FINANCIALS**

# FUND BALANCE

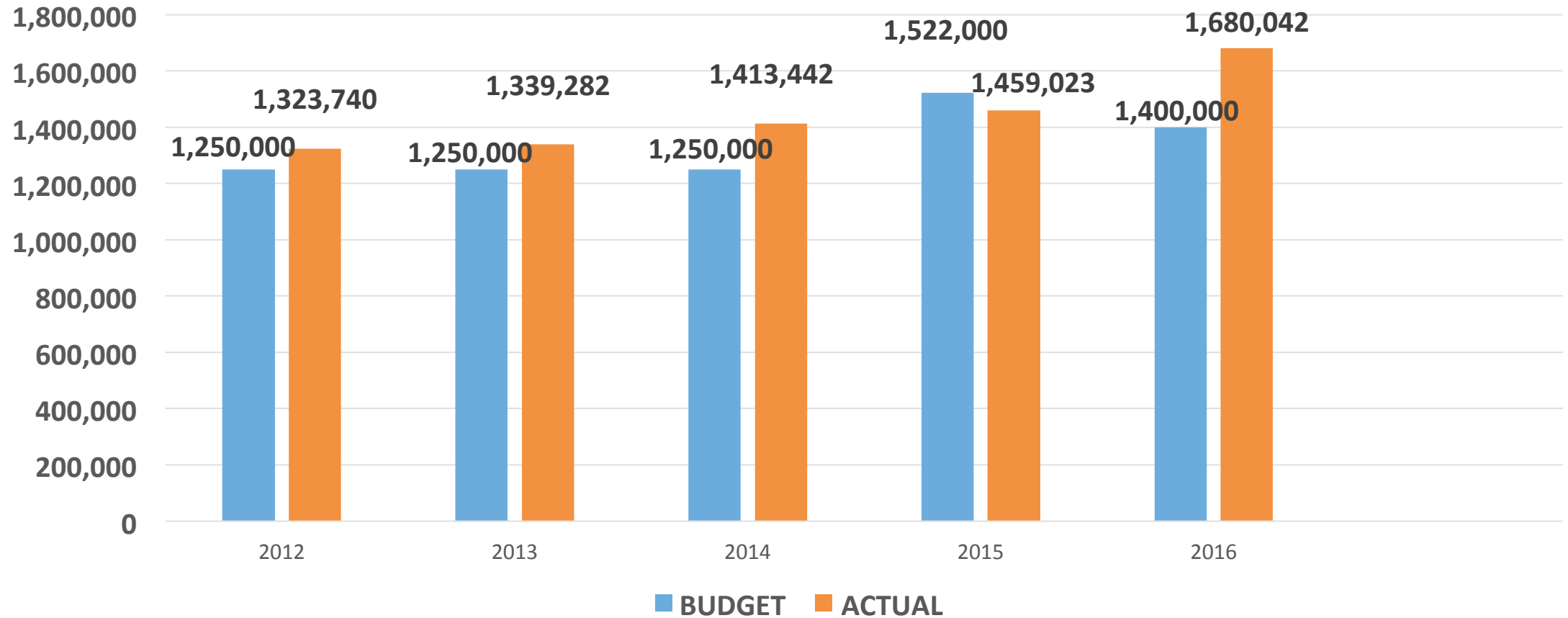


**GENERAL FUND**

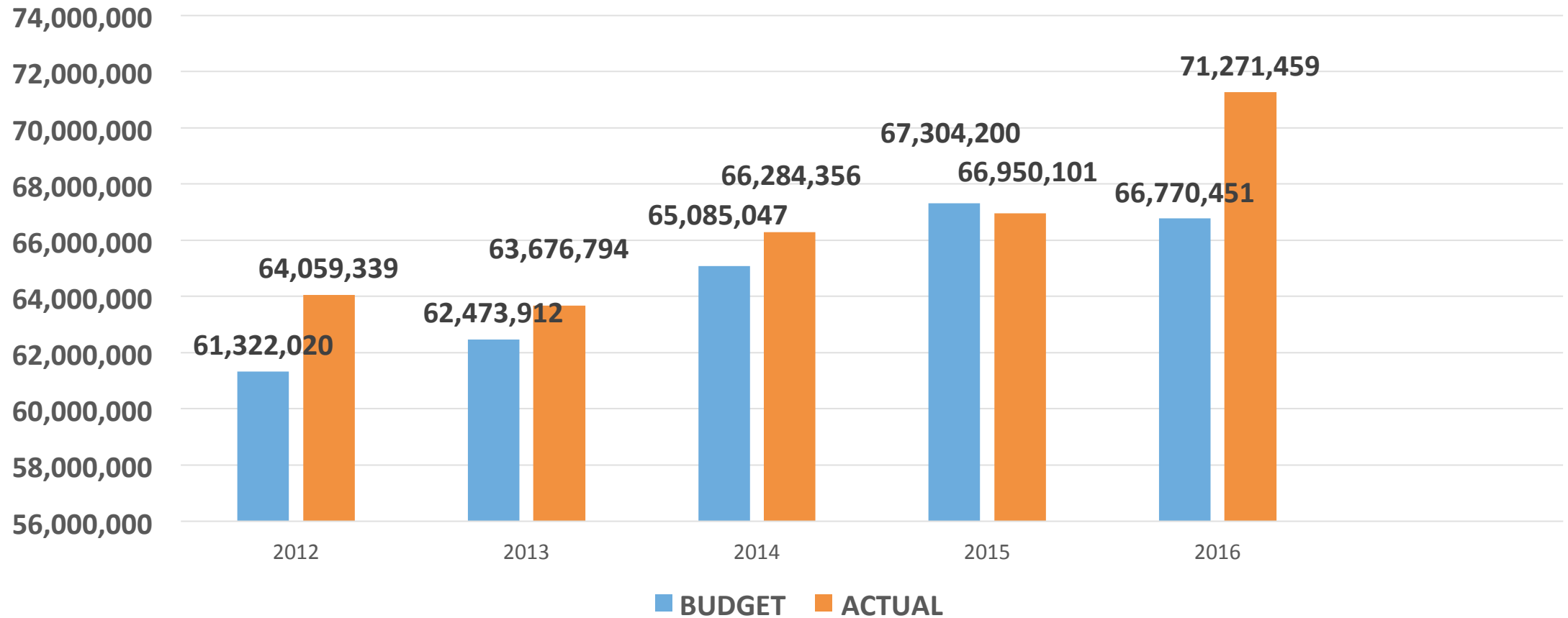
# GENERAL FUND LOCAL REVENUES

YEAR	BUDGET	ACTUAL	INCREASE (DECREASE)
2012	\$62.5 million	\$65.3 million	\$2.8 million
2013	\$63.7 million	\$65 million	\$1.3 million
2014	\$66.3 million	\$67.7 million	\$1.4 million
2015	\$68.8 million	\$68.4 million	(\$400,000)
2016	\$68.2 million	\$73 million	\$4.8 million

# SALES TAX



# AD VALOREM TAX



# GENERAL FUND EXPENDITURES

CATEGORY	BUDGET	ACTUAL	(DECREASE)
SALARIES	\$115.6 million	\$113.6 million	(\$2 million)
OPERATIONS	\$16.6 million	\$14.6 million	(\$2 million)
SUPPLEMENTS	\$4 million	\$2.6 million	(\$1.4 million)
SROs	\$900,000	\$0	(\$900,000)
TECHNOLOGY	\$4.9 million	\$4.3 million	(\$600,000)
UTILITIES	\$5.9 million	\$5.4 million	(\$500,000)
SUBSTITUTES	\$1.5 million	\$1.2 million	(\$350,000)
FUEL	\$576,000	\$339,000	(\$237,000)
FISCAL SERVICES	\$1.42 million	\$1.35 million	(\$70,000)
OVERTIME	\$154,000	\$101,357	(\$53,000)

# CAPITAL OUTLAY FUND

**\$3.7 MILLION BUDGETED**

<b>CATEGORY</b>	<b>BUDGET</b>	<b>ACTUAL</b>	<b>DECREASE</b>
<b>BUSES</b>	<b>\$1.7 million</b>	<b>\$643,924</b>	<b>\$1.1 million</b>
<b>BUILDING IMPROVEMENTS</b>	<b>\$1.95 million</b>	<b>\$1.23 million</b>	<b>\$720,000</b>



# SPECIAL REVENUE FUND

# CHILD NUTRITION PROGRAM REVENUES

CATEGORY	BUDGET	ACTUAL	INCREASE
A LA CARTE SALES	\$1.6 million	\$1.7 million	\$136,000
LUNCH SALES	\$1.7 million	\$1.8 million	\$130,000
LUNCH REIMBURSEMENTS	\$1.7 million	\$1.8 million	\$97,000
COMMODITIES	\$256,000	\$279,000	\$23,000
BREAKFAST SALES	\$155,000	\$144,000	\$11,000

# CHILD NUTRITION PROGRAM EXPENSES

CATEGORY	BUDGET	ACTUAL	DECREASE
SALARIES/BENEFITS	\$4.5 million	\$4.4 million	\$130,000
PURCHASED SERVICES	\$86,600	\$52,900	\$33,700