



HOOVER CITY BOARD OF EDUCATION
REGULAR BOARD MEETING
APRIL 17, 2014 5:30 PM
DRAFT AGENDA

- I. CALL TO ORDER AND PLEDGE OF ALLEGIANCE

- II. ADOPTION OF AGENDA

- III. RECOGNITIONS

- IV. ACTION ITEMS
 - A. Minutes from March 17, 2014 Regular Board meeting
 - B. Personnel Actions
 - C. Business Actions
 - 1. Monthly Financial Statement – February, 2014
 - 2. Payroll – March, 2014 - \$7,153,341.63
 - 3. Cash Disbursements – March, 2014 - \$3,549,218.00
 - D. Fee-based Transportation Proposal


- V. INFORMATION/REPORTS

- VI. NEW BUSINESS

- VII. PUBLIC PARTICIPATION

- VIII. DATE OF NEXT BOARD MEETING
Next regular Board meeting will be on Monday, May 12, 2014 at 5:30 PM

- IX. ADJOURNMENT



HOOVER CITY BOARD OF EDUCATION
REGULAR BOARD MEETING
MARCH 17, 2014 5:30 PM
MINUTES

I. CALL TO ORDER AND PLEDGE OF ALLEGIANCE

The Hoover City Board of Education met in regular session on Monday, March 17, 2014. The meeting was called to order at 5:30 PM by President Paulette Pearson, who led the Pledge of Allegiance. The following record of attendance was made:

Mrs. Paulette Pearson, President
Mrs. Donna C. Frazier, Vice President
Mr. Earl A. Cooper
Mr. Derrick M. Murphy
Mr. Stephen D. Presley
Mr. Andy Craig, Superintendent
Mrs. Louise White, Recording Secretary

II. ADOPTION OF AGENDA

President Pearson called for any changes to the agenda. Donald Sweeney, Board Attorney, responded with the request to add an Executive Session to the end of the agenda. A motion was made by Mrs. Frazier and seconded by Mr. Murphy to adopt the revised agenda. The agenda was approved by unanimous vote.

III. RECOGNITION

Mrs. Pearson asked Assistant Superintendent, Dr. Ron Dodson to recognize students and teachers. Dr. Dodson requested that Don Hulin, Principal of Hoover High School, assist. Dr. Dodson introduced Marshall Strickland, who scored a perfect 36 on the ACT. John Michael Alfano was then recognized for winning first place in the State Superintendents' Digital Art Contest. Dr. Dodson called upon Dr. Chris Robbins to help in honoring the Berry Middle School's TSA TEAM's first place in the "Engineering Tomorrow's City Competition". Joshua Lynch and David Koelz, Bumpus Middle School band directors, were recognized for their selection to attend and perform at the national Music for All Festival. Dr. Ken Jarnagin, Principal of Spain Park High School and former band director,

shared the importance of the honors that the Bumpus Middle School had recently received. Tammy Dunn, Academic Officer for Math and Science, assisted Dr. Dodson in honoring Krystal Pettit, who recently was named as Alabama Middle School Teacher of the Year by the Alabama Science Teachers' Association.

Mrs. Pearson then called on Errin Maye with the Autism Society of Alabama who spoke on "Light It Blue" a campaign to promote Autism awareness, which will occur on April 2, 2014.

Two Board members of the newly formed Gardendale City Schools, Karen White and Michael Hogue, were welcomed and recognized by the President.

Mr. Craig thanked the craftsmen with the Hoover City Schools Operations Department for their work in creating a new state-of-the-art Board Room podium.

IV. ACTION ITEMS

A. Minutes from the February 3, 2014 Regular Board Meeting

The Superintendent recommended that the Board approve the minutes from the February 3, 2014 Regular Board meeting. A motion was made by Mrs. Frazier and seconded by Mr. Murphy to approve the minutes. The motion was approved by unanimous vote.

B. Personnel Actions

The Superintendent recommended that the Board approve all personnel actions. A motion was made by Mr. Cooper and seconded by Mr. Presley to approve the recommendation. The motion was approved by unanimous vote. Mr. Craig then announced that with the personnel action Dianne Baggett, Principal of Riverchase Elementary School, would be retiring as of July 1, 2014. He thanked Ms. Baggett for her service and dedication to Hoover City Schools. Mr. Craig congratulated Dr. Dil Uswatte, who was named as Principal of Rocky Ridge Elementary School, taking the place of Dr. Sonia Carrington, whose retirement becomes effective March 31, 2014.

C. Business Actions

The Superintendent recommended that the Board approve the following business actions:

1. The Monthly Financial Statement for January, 2014
2. Payroll for February, 2014 in the amount of \$7,188,154.29
3. Cash Disbursements for February, 2014 in the amount of \$2,888,104.42

A motion was made by Mrs. Frazier and seconded by Mr. Murphy to approve the recommendation. The motion was approved by unanimous vote.

D. Textbook Committee

The Superintendent recommended that the Board approve the suggested members of the Textbook Committee. A motion was made by Mr. Presley and seconded by Mr. Cooper to approve the recommendation. The motion was approved by unanimous vote.

E. Bids

The Superintendent recommended that the Board accept a bid from Standard Roofing of Montgomery, Inc. for roofing services. In addition, a bid from H&M Mechanical Company, Inc. was recommended for mechanical upgrades and a carpool canopy. After discussion of the immediate need of the projects and the fact that the projected expenditures were included in the 2014 budget, Mrs. Frazier made the motion to approve the recommendations, and Mr. Cooper seconded the motion. The motion was approved by unanimous vote.

V. INFORMATION/REPORTS

None were given.

VI. NEW BUSINESS

The possibility of work sessions was discussed among the Board members. It was decided that the first work session would be on the same date of the next Board meeting, April 7, 2014. The time allotted would be determined by the agenda for the Board meeting. Once the agenda was established, the work session time would be planned and announced.

VII. PUBLIC PARTICIPATION

There were three Hoover residents who spoke on the use of Chrome books and follow up with the Justice Department on fee-based transportation charges.

VIII. DATE OF NEXT BOARD MEETING

The next regularly scheduled meeting will be Monday, April 7, 2014 at 5:30 PM.

IX. EXECUTIVE SESSION

Mrs. Pearson called for a motion for the Board to go into an Executive Session. Mrs. Frazier made the motion and Mr. Murphy seconded the motion. The motion was approved by a unanimous vote. The Board exited at 6:27 PM.

X. ADJOURNMENT

Upon the completion of the Executive Session and there being no further business, the meeting was adjourned at 8:05 PM.

Superintendent

Board President

HOOVER CITY SCHOOLS

PERSONNEL REPORT

APRIL 17, 2014

APPOINTMENT – Each appointment is contingent upon satisfactory reports from Department of Transportation pre-employment drug screening, background checks, as well as receipt of all required documents.

<i>NAME (Replacing or New)</i>	<i>POSITION / LOCATION</i>	<i>SALARY SCHEDULE</i>	<i>EFFECTIVE DATE</i>
1. Armstrong, Jessica (Reappoint in same position)	Teacher Special Education Berry Middle School	B-MA, 10	July 28, 2014
2. Chism, Kara (Replacing Dilhani Uswatte)	Assistant Principal Rocky Ridge Elementary	AE-MA, 0	June 1, 2014
3. Colin, Maressa (Replacing Jack Schneider)	EDP Worker Brock's Gap Intermediate	\$10.74 per hour	April 14, 2014
4. Dudley, Brerante (Replacing Erin Heffner)	Teacher Physical Education Berry Middle School	B-BS, 0	July 28, 2014
5. Grizzard, Katherine (Reappoint in same position)	Teacher English Hoover High School	B-BS, 0	July 28, 2014

6.	Hillis, Kristine	Teacher Math Hoover High School (Reappoint in same position)	B-MA, 10	July 28, 2014
7.	Lane, Kelli	Tech Integration Coordinator Old Berry (New Position)	AC-AA, 2	May 1, 2014
8.	Marino, Anthony	Teacher 6 th Grade Science Berry Middle School (Replacing Debbie Rogers)	B-MA, 0	July 28, 2014
9.	Ryan, Matthew	Teacher 7 th Grade Social Studies Simmons Middle School (Replacing Sarah Smith)	B-BS, 0	July 28, 2014
10.	Sansbury, Sarah	Teacher 7 th Grade Language Arts Berry Middle School (Replacing John Schneider)	B-MA, 0	July 28, 2014
11.	Veal, Annelyn	EDP Worker Trace Crossings Elementary (Replacing Laura Davis)	\$10.74 per hour	April 8, 2014

CHANGE OF STATUS

1. **Wendie Burbridge, teacher at Bumpus Middle School, change salary schedule from B-BS, 0 to B-BS, 15 based on verification of prior experience effective February 4, 2014.**
2. Audrey Clark, Teacher at Simmons Middle School, change ending date of leave of absence to April 4, 2014.
3. Ashley Bearden-Pierce, long-term substitute Instructional Aide at Berry Middle School, change ending date of appointment to April 25, 2014.

4. Michele Dupree, CNP Worker at Deer Valley Elementary School, change beginning date of leave of absence to March 14, 2014.
5. **Melonie Layne, CNP Worker at Greystone Elementary School, change ending date of leave of absence to May 23, 2014.**
6. Dianna Strickland, Bus Driver at Transportation, change ending date of leave of absence to May 23, 2014.
7. Donna Windham, Custodian at Hoover High School, change ending date of leave of absence to May 5, 2014.

TRANSFER

1. Jennifer Cole, transfer from Library Aide to Registrar at South Shades Crest Elementary School, replacing Natascha Honc effective July 1, 2104.
2. Gene Ferriero, transfer from Art/Digital Photography Teacher at Hoover High School to Art/Digital Photography Teacher at Spain Park High School, replacing Rebeccah Adams effective August 1, 2014.
3. Jeff B. Johnson, transfer from Physics Teacher at Hoover High School to Physics Teacher at Spain Park High School, replacing Greg Anderson effective August 1, 2014.
4. Ericka Leonard, transfer from Counselor at Brock's Gap Intermediate School to Counselor at Berry Middle School, replacing Rachel Sizemore effective June 1, 2014.
5. Stacey Stocks, transfer from Kindergarten Teacher at Bluff Park Elementary School to Assistant Principal at Berry Middle School, replacing Roger Torbert effective June 1, 2014.
6. Dana Yates, transfer from CNP Worker at Hoover High School to CNP Worker at South Shades Crest Elementary School, replacing Shivani Malhorta effective April 14, 2014.

LEAVE OF ABSENCE

<i>NAME</i>	<i>POSITION / LOCATION</i>	<i>EFFECTIVE DATES</i>
1. Adams, Rebeccah	Teacher Digital Photography/Art Spain Park High School	05/05/2014 – 05/28/2014
2. Agee, Michael	CNP Worker Hoover High School	04/01/2014 – 04/18/2014
3. Beam, Courtney	Teacher 3 rd Grade Riverchase Elementary	03/21/2014 – 05/28/2014
4. Cole, Jennifer	Library Aide South Shades Crest Elementary	04/09/2014 – 04/23/2014
5. Colston, LaKeya	Teacher 2 nd Grade Gwin Elementary	03/03/2014 – 04/04/2014
6. Coston, Tanya	Teacher 1 st Grade Greystone Elementary	07/31/2014 – 10/21/2014
7. Hampton, David	Custodian Berry Middle School	03/31/2014 – 05/05/2014
8. Haynes, Anna Elizabeth	Teacher 1 st Grade Bluff Park Elementary	03/13/2014 – 05/28/2014
9. Jones, Ashley	Counselor Spain Park High School	05/15/2014 – 06/11/2014
10. Joyner, Dana	Teacher 4 th Grade Trace Crossings Elementary	03/31/2014 – 05/28/2014

11. Lewis, Rosie	Custodian Bumpus Middle School	03/24/2014 – 05/23/2014
12. Martin, Karen	Teacher 7 th Grade Math Simmons Middle School	08/01/2014 – 12/19/2014
13. Pfeiffer, Karen	Teacher 2 nd Grade Trace Crossings Elementary	03/31/2014 – 04/25/2014
14. Philpott, Wanda	CNP Worker Hoover High School	03/13/2014 – 05/23/2014
15. Slay, Alisha	Teacher Math Berry Middle School	07/28/2014 – 08/29/2014
16. Westwood, Kristen	Teacher English Hoover High School	08/25/2014 – 12/01/2014

LONG TERM SUBSTITUTE

<i>NAME (Substitute For)</i>	<i>POSITION / LOCATION</i>	<i>SALARY SCHEDULE</i>	<i>DURATION DATES</i>
1. Clyburn, David (For Shannon Marks)	Teacher English Spain Park High School	\$80 per day then B-BS, 0 after 15 consecutive days	04/10/2014 – 05/23/2014
2. Cooper, Alexis (For Courtney Beam)	Teacher 3rd Riverchase Elementary	\$85 per day then B-BS, 0 after 15 consecutive days	03/21/2014 – 05/23/2014

3. Gaskins, Horace Teacher \$75 per day then 03/31/2014 – 05/23/2014
 4th Grade EA, 0 after 15 consecutive days
 Trace Crossings Elementary
 (For Dana Joyner)

4. Johns, Kristen Teacher \$80 per day then 05/01/2014 – 05/23/2014
 5th B-BS, 0 after 15 consecutive days
 Green Valley Elementary
 (For Joy Rister)

5. Johnston, Jamie Teacher \$80 per day then 04/30/2014 – 05/23/2014
 1st Grade B-BS, 0 after 15 consecutive days
 Bluff Park Elementary
 (For Amanda Walker)

6. Kirkpatrick, Melissa Teacher \$80 per day then 05/02/2014 – 05/23/2014
 Art B-BS, 0 after 15 consecutive days
 Spain Park High School
 (For Rebecca Adams)

7. Rodgers, Jasmine Teacher \$80 per day then 03/31/2014 – 04/25/2014
 2nd Grade B-BS, 0 after 15 consecutive days
 Trace Crossings Elementary
 (For Karen Pfeiffer)

8. White, Katherine Teacher \$80 per day then 03/31/2014 – 05/23/2014
 1st B-BS, 0 after 15 consecutive days
 Bluff Park Elementary
 (For Stephanie Witt)

RESIGNATION

<i>NAME</i>	<i>POSITION / LOCATION</i>	<i>REASON</i>	<i>EFFECTIVE DATE</i>
1. Adams, Rebecca	Teacher Art Spain Park High School	Personal	May 28, 2014
2. Anderson, Greg	Teacher Physics Spain Park High School	Personal	May 28, 2014
3. Brewer, Sterling	Bus Driver Transportation	Retirement	June 1, 2014
4. Carlisle, Clinton	Bus Driver Transportation	Retirement	June 1, 2014
5. Carlisle, Dorothy	Bus Driver Transportation	Retirement	June 1, 2014
6. Corridori, Desa	Teacher Spanish Hoover High School	Relocation	May 28, 2014
7. Davidson, Judith	Teacher Art Rocky Ridge Elementary	Retirement	June 1, 2014
8. Ferguson, Phyllis	Teacher Kindergarten Bluff Park Elementary	Retirement	June 1, 2014
9. Fikes, Margaret	Bus Driver Transportation	Retirement	June 1, 2014
10. Harmer, Lindsey	CNP Manager Greystone Elementary	Resignation	May 23, 2014

11. Hart, Virginia	Teacher Kindergarten Gwin Elementary	Retirement	June 1, 2014
12. Hastings, Ann	Counselor Hoover High School	Retirement	June 11, 2014
13. Honc, Natascha	Registrar South Shades Crest Elementary	Relocation	June 11, 2014
14. Jenkins, Cary	Bus Driver Transportation	Retirement	June 1, 2014
15. LeShore, Pamela	Custodian Hoover High School	Personal	April 1, 2014
16. Kirkland, Debra	Custodian Spain Park High School	Personal	April 4, 2014
17. McKinney, Raymond	Bus Driver Transportation	Retirement	June 1, 2014
18. McMahan, Robin	Teacher Physical Education Gwin Elementary	Relocation	May 28, 2014
19. Malhorta, Shivani	CNP Worker South Shades Crest Elementary	Personal	March 19, 2014
20. Richardson, Susanne	Teacher Special Education Berry Middle School	Personal	May 28, 2014
21. Schneider, Jack	EDP Worker Brock's Gap Intermediate	Personal	March 19, 2014
22. Serrano, Veronica C.	EDP Worker Greystone Elementary	Other Employment	April 16, 2014
23. Shaw, Mary	Teacher Music Green Valley Elementary	Retirement	June 1, 2014

24. Smith, Diane	Bus Aide Transportation	Retirement	June 1, 2014
25. Webb, Kayla	Teacher 5 th Grade Brock's Gap Intermediate	Personal	March 31, 2014
26. Willoughby, William	Teacher Math Crossroads	Retirement	June 1, 2014



HOOVER CITY BOARD OF EDUCATION

To: Mr. Andy Craig, Superintendent
From: Cathy Antee, CFO *CMA*
Date: April 4, 2014
Subj: Monthly Financial Report

Please find attached the summary financial statements and the General Purpose Financial Statements for the month ended February 28, 2014. These financial statements are based on reconciled bank statements through the month of February.

For the month ended February 28, 2014, 51.17% of budgeted revenue has been received. The variance as compared to the prior year is favorable \$4.1 million or 4.27%. The variance for the month is primarily attributable to timing of Ad Valorem (property) tax receipts. As of February 28, 2014, 95.28% of the budgeted Ad Valorem tax has been received. The majority of Ad Valorem tax is generally received in January through March.

The results of operations represent five months of activity; accordingly, approximately 41.7% of the budget would be anticipated to have been spent for recurring expenditures. General Fund expenditures and encumbrances for the five months ended February 28, 2014 were \$52.69 million or 40.64% of budget. Year to date 2014 General Fund expenditures are \$935,000 or 1.8% more than the comparable period for 2013. The increase in General Fund expenditures is primarily related to increased personnel costs. Special Revenue expenditures are 50.96% of budget and are 9.2% more than 2013. The primary variance to budget is related to school level expenditures. \$10.84 million was expended during February which represents our debt service obligation for the fiscal year. This is \$3.61 million more than was expended in 2013.

HOOVER CITY BOARD OF EDUCATION
MONTHLY MANAGEMENT REPORT
Fund 11 THRU zz SFund 0000 THRU 9999 CCTR 0000 THRU 9999
FISCAL PERIOD: 5 FEBRUARY, 2014

* SUMMARY TOTALS *

DESCRIPTION		BUDGET	YTD ACTUAL	ENCUMBERED	% TOTAL BUDGET	PRIOR YEAR YTD ACTUAL	CURRENT YEAR MTD ACTUAL	PRIOR YEAR MTD ACTUAL
REVENUES								
STATE SOURCES	(1000-2999)	66,784,989.00	27,433,364.75	0.00	41.08	26,176,409.88	5,316,103.00	4,943,417.88
FEDERAL SOURCES	(3000-5999)	6,138,162.00	2,435,901.15	0.00	39.68	2,496,432.46	523,424.70	570,775.40
LOCAL SOURCES	(6000-6999)	70,083,259.37	61,881,970.56	0.00	88.30	58,867,243.51	9,728,472.53	7,455,286.15
LOCAL SCHOOL SOURCES	(7000-7999)	6,480,419.50	2,990,270.86	0.00	46.14	3,257,341.55	610,440.80	548,842.91
OTHER SOURCES	(8000-8999)	304,700.00	382,299.81	0.00	125.47	198,889.47	1,953.46	55,423.56
TOTAL REVENUES		149,791,529.87	95,123,807.13	0.00	63.50	90,996,316.87	16,180,394.49	13,573,745.90
OTHER FINANCING SOURCES:								
OPERATING TRANSFERS IN	(9200-9299)	43,876,431.44	4,003,617.23	0.00	9.12	3,946,852.30	358,732.74	675,522.46
OTHER FINANCING SOURCES	(9000-9997)	596,059.83	270,631.63	0.00	45.40	387,225.45	57,288.80	78,831.25
TOTAL OTHER FINANCING SOURCES		44,472,491.27	4,274,248.86	0.00	9.61	4,334,077.75	416,021.54	754,353.71
** TOTAL REVENUES & OTHER FINANCING **		194,264,021.14	99,398,055.99	0.00	51.17	95,330,394.62	16,596,416.03	14,328,099.61
EXPENDITURES								
INSTRUCTIONAL SERVICES:	(1000-1999)	88,508,351.10	36,287,983.28	745,501.43	41.84	35,287,286.20	7,109,628.34	6,840,181.95
INSTRUCTIONAL SUPPORT SERVICES	(2000-2999)	23,806,638.53	9,778,430.77	35,131.95	41.22	9,432,195.37	1,967,635.85	1,970,405.91
OPERATION & MAINTENANCE	(3000-3999)	15,685,273.57	5,632,671.90	30,682.72	36.11	5,605,538.09	1,144,298.47	1,032,164.20
AUXILIARY SERVICES	(4000-4999)	16,542,585.29	6,660,276.86	4,262.40	40.29	8,160,094.61	1,372,643.35	1,405,101.69
GENERAL ADMINISTRATIVE:	(6000-6999)	2,854,075.86	1,451,296.51	18,009.04	51.48	1,345,403.98	328,446.33	322,988.94
CAPITAL OUTLAY	(7000-7999)	5,393,000.00	18,648.75	557,154.92	10.68	2,686,505.87	(312,573.16)	1,198,512.26
DEBT SERVICES:	(8000-8999)	10,852,850.00	10,847,886.12	0.00	99.95	7,231,111.01	10,843,826.12	7,231,111.01
OTHER EXPENDITURES	(9000-9899)	3,466,539.51	1,996,403.76	0.00	57.59	1,752,199.48	363,908.79	264,299.87
TOTAL EXPENDITURES		167,109,313.86	72,673,597.95	1,390,742.46	44.32	71,500,334.61	22,817,814.09	20,264,765.83
OTHER FUND USES:								
TRANSFERS OUT	(9900-9999)	43,876,432.60	4,026,057.42	0.00	9.18	3,957,182.53	567,865.20	663,679.00
OTHER	900-997	0.00	0.00	0.00	0.00	0.00	0.00	0.00
TOTAL OTHER FUND USES		43,876,432.60	4,026,057.42	0.00	9.18	3,957,182.53	567,865.20	663,679.00
** TOTAL EXPENDITURES AND TRANSFERS OUT **		210,985,746.46	76,699,655.37	1,390,742.46	37.01	75,457,517.14	23,385,679.29	20,928,444.83
EXCESS REVENUES AND TRANSFERS IN OVER (UNDER) EXPEND AND TRANSFERS OUT		(16,721,725.32)	22,698,400.62	(1,390,742.46)	(127.42)	19,872,877.48	(6,789,263.26)	(6,600,345.22)

HOOVER CITY BOARD OF EDUCATION
 COMBINED STATEMENT OF REVENUES, EXPENDITURES, AND CHANGES IN FUND BALANCES
 ALL GOVERNMENTAL FUND TYPES AND EXPENDABLE TRUST FUNDS
 BUDGET AND ACTUAL
 FOR THE FISCAL YEAR ENDED FEBRUARY 28, 2014

FUND TYPE DESCRIPTION	GENERAL		VARIANCE FAVORABLE (UNFAVORABLE)	SPECIAL REVENUE		EXHIBIT F-III-A VARIANCE FAVORABLE (UNFAVORABLE)
	BUDGET	ACTUAL		BUDGET	ACTUAL	
REVENUES						
STATE REVENUES	63,211,434.00	27,183,364.75	36,028,069.25	285,149.00	0.00	285,149.00
FEDERAL REVENUES	0.00	780.00	(780.00)	6,138,162.00	2,435,121.15	3,703,040.85
LOCAL REVENUES	30,197,369.37	26,823,569.28	3,373,800.09	43,336,098.50	36,577,950.05	6,758,148.45
OTHER SOURCES	110,000.00	233,998.99	(123,998.99)	194,700.00	148,300.82	46,399.18
TOTAL REVENUES	93,518,803.37	54,241,713.02	39,277,090.35	49,954,109.50	39,161,372.02	10,792,737.48
EXPENDITURES:						
INSTRUCTIONAL SERVICES	81,782,594.82	33,178,619.62	48,603,975.20	5,898,553.28	2,697,355.68	3,201,197.60
INSTRUCTIONAL SUPPORT SERVICES	21,811,634.55	8,787,022.66	13,024,611.89	1,359,298.98	672,522.62	686,776.36
OPERATIONS & MAINTENANCE	15,369,660.50	5,554,171.19	9,815,489.31	312,263.07	67,375.71	244,887.36
AUXILIARY SERVICES	7,278,654.44	2,763,261.37	4,515,393.07	8,635,770.85	3,858,042.99	4,777,727.86
GENERAL ADMINISTRATIVE SERVICES	2,751,576.12	1,412,567.09	1,339,009.03	102,499.74	38,543.10	63,956.64
CAPITAL OUTLAY	0.00	0.00	0.00	0.00	28,295.00	(28,295.00)
DEBT SERVICES						
PRINCIPLE	0.00	0.00	0.00	0.00	0.00	0.00
INTEREST	0.00	0.00	0.00	0.00	0.00	0.00
OTHER DEBT SERVICES	0.00	0.00	0.00	0.00	0.00	0.00
OTHER EXPENDITURES	668,351.27	274,009.35	394,341.92	1,781,823.24	1,184,115.24	597,708.00
TOTAL EXPENDITURES	129,662,471.70	51,969,651.28	77,692,820.42	18,090,209.16	8,546,250.34	9,543,958.82
OTHER FUND SOURCES (USES):						
TRANSFERS IN	39,664,554.97	147,165.97	39,517,389.00	4,190,876.47	3,247,788.07	943,088.40
OTHER FUND SOURCES	593,059.83	250,632.72	342,427.11	3,000.00	11,784.06	(8,784.06)
TRANSFERS OUT	3,913,946.47	1,067,133.04	2,846,813.43	39,870,666.13	2,164,218.37	37,706,447.76
OTHER FUND USES	0.00	0.00	0.00	0.00	0.00	0.00
TOTAL OTHER FUND SOURCES (USES)	36,343,668.33	(669,334.35)	37,013,002.68	(35,676,789.66)	1,095,353.76	(36,772,143.42)
EXCESS REVENUES & OTHER SOURCES OVER(UNDER)EXPENDITURES & OTHER FUND USES	200,000.00	1,602,727.39	(1,402,727.39)	(3,812,889.32)	31,710,475.44	(35,523,364.76)
BEGINNING FUND BALANCE - OCT 1	11,000,000.00	10,799,910.00	200,090.00	53,139,690.81	58,351,391.05	(5,211,700.24)
ENDING FUND BALANCE - FEB 28	11,200,000.00	12,402,637.39	(1,202,637.39)	49,326,801.49	90,061,866.49	(40,735,065.00)

HOOVER CITY BOARD OF EDUCATION
 COMBINED STATEMENT OF REVENUES, EXPENDITURES, AND CHANGES IN FUND BALANCES
 ALL GOVERNMENTAL FUND TYPES AND EXPENDABLE TRUST FUNDS
 BUDGET AND ACTUAL
 FOR THE FISCAL YEAR ENDED FEBRUARY 28, 2014

FUND TYPE DESCRIPTION	DEBT SERVICE			VARIANCE FAVORABLE (UNFAVORABLE)	CAPITAL PROJECTS		EXHIBIT F-III-B VARIANCE FAVORABLE (UNFAVORABLE)
	BUDGET	ACTUAL			BUDGET	ACTUAL	
REVENUES							
STATE REVENUES	0.00	0.00	0.00	3,288,406.00	250,000.00	3,038,406.00	
FEDERAL REVENUES	0.00	0.00	0.00	0.00	0.00	0.00	
LOCAL REVENUES	0.00	11,620.50	(11,620.50)	0.00	0.00	0.00	
OTHER SOURCES	0.00	0.00	0.00	0.00	0.00	0.00	
TOTAL REVENUES	0.00	11,620.50	(11,620.50)	3,288,406.00	250,000.00	3,038,406.00	
EXPENDITURES:							
INSTRUCTIONAL SERVICES	0.00	0.00	0.00	0.00	0.00	0.00	
INSTRUCTIONAL SUPPORT SERVICES	0.00	0.00	0.00	0.00	0.00	0.00	
OPERATIONS & MAINTENANCE	0.00	0.00	0.00	0.00	0.00	0.00	
AUXILIARY SERVICES	0.00	0.00	0.00	600,000.00	0.00	600,000.00	
GENERAL ADMINISTRATIVE SERVICES	0.00	0.00	0.00	0.00	0.00	0.00	
CAPTIAL OUTLAY	0.00	0.00	0.00	5,393,000.00	(9,646.25)	5,402,646.25	
DEBT SERVICES							
PRINCIPLE	2,815,000.00	0.00	2,815,000.00	0.00	0.00	0.00	
INTEREST	8,028,850.00	10,843,826.12	(2,814,976.12)	0.00	0.00	0.00	
OTHER DEBT SERVICES	9,000.00	4,060.00	4,940.00	0.00	0.00	0.00	
OTHER EXPENDITURES	0.00	0.00	0.00	0.00	0.00	0.00	
TOTAL EXPENDITURES	10,852,850.00	10,847,886.12	4,963.88	5,993,000.00	(9,646.25)	6,002,646.25	
OTHER FUND SOURCES (USES):							
TRANSFERS IN	0.00	0.00	0.00	0.00	0.00	0.00	
OTHER FUND SOURCES	0.00	0.00	0.00	0.00	0.00	0.00	
TRANSFERS OUT	0.00	0.00	0.00	0.00	0.00	0.00	
OTHER FUND USES	0.00	0.00	0.00	0.00	0.00	0.00	
TOTAL OTHER FUND SOURCES (USES)	0.00	0.00	0.00	0.00	0.00	0.00	
EXCESS REVENUES & OTHER SOURCES OVER(UNDER)EXPENDITURES & OTHER FUND USES	(10,852,850.00)	(10,836,265.62)	(16,584.38)	(2,704,594.00)	259,646.25	(2,964,240.25)	
BEGINNING FUND BALANCE - OCT 1	26,000,000.00	26,344,609.56	(344,609.56)	3,960,000.00	3,945,184.83	14,815.17	
ENDING FUND BALANCE - FEB 28	15,147,150.00	15,508,343.94	(361,193.94)	1,255,406.00	4,204,831.08	(2,949,425.08)	

HOOVER CITY BOARD OF EDUCATION
 COMBINED STATEMENT OF REVENUES, EXPENDITURES, AND CHANGES IN FUND BALANCES
 ALL GOVERNMENTAL FUND TYPES AND EXPENDABLE TRUST FUNDS
 BUDGET AND ACTUAL
 FOR THE FISCAL YEAR ENDED FEBRUARY 28, 2014

FUND TYPE DESCRIPTION	EXPENDABLE TRUST		VARIANCE FAVORABLE (UNFAVORABLE)	TOTAL GOVT FUND TYPES & EXP TRUST FUNDS		EXHIBIT F-III-C VARIANCE FAVORABLE (UNFAVORABLE)
	BUDGET	ACTUAL		BUDGET	ACTUAL	
REVENUES						
STATE REVENUES	0.00	0.00	0.00	66,784,989.00	27,433,364.75	39,351,624.25
FEDERAL REVENUES	0.00	0.00	0.00	6,138,162.00	2,435,901.15	3,702,260.85
LOCAL REVENUES	3,030,211.00	1,459,101.59	1,571,109.41	76,563,678.87	64,872,241.42	11,691,437.45
OTHER SOURCES	0.00	0.00	0.00	304,700.00	382,299.81	(77,599.81)
TOTAL REVENUES	3,030,211.00	1,459,101.59	1,571,109.41	149,791,529.87	95,123,807.13	54,667,722.74
EXPENDITURES:						
INSTRUCTIONAL SERVICES	827,203.00	412,007.98	415,195.02	88,508,351.10	36,287,983.28	52,220,367.82
INSTRUCTIONAL SUPPORT SERVICES	635,705.00	318,885.49	316,819.51	23,806,638.53	9,778,430.77	14,028,207.76
OPERATIONS & MAINTENANCE	3,350.00	11,125.00	(7,775.00)	15,685,273.57	5,632,671.90	10,052,601.67
AUXILIARY SERVICES	28,160.00	38,972.50	(10,812.50)	16,542,585.29	6,660,276.86	9,882,308.43
GENERAL ADMINISTRATIVE SERVICES	0.00	186.32	(186.32)	2,854,075.86	1,451,296.51	1,402,779.35
CAPTIAL OUTLAY	0.00	0.00	0.00	5,393,000.00	18,648.75	5,374,351.25
DEBT SERVICES						
PRINCIPLE	0.00	0.00	0.00	2,815,000.00	0.00	2,815,000.00
INTEREST	0.00	0.00	0.00	8,028,850.00	10,843,826.12	(2,814,976.12)
OTHER DEBT SERVICES	0.00	0.00	0.00	9,000.00	4,060.00	4,940.00
OTHER EXPENDITURES	1,016,365.00	538,279.17	478,085.83	3,466,539.51	1,996,403.76	1,470,135.75
TOTAL EXPENDITURES	2,510,783.00	1,319,456.46	1,191,326.54	167,109,313.86	72,673,597.95	94,435,715.91
OTHER FUND SOURCES (USES):						
TRANSFERS IN	21,000.00	608,663.19	(587,663.19)	43,876,431.44	4,003,617.23	39,872,814.21
OTHER FUND SOURCES	0.00	8,214.85	(8,214.85)	596,059.83	270,631.63	325,428.20
TRANSFERS OUT	91,820.00	794,706.01	(702,886.01)	43,876,432.60	4,026,057.42	39,850,375.18
OTHER FUND USES	0.00	0.00	0.00	0.00	0.00	0.00
TOTAL OTHER FUND SOURCES (USES)	(70,820.00)	(177,827.97)	107,007.97	596,058.67	248,191.44	347,867.23
EXCESS REVENUES & OTHER SOURCES OVER(UNDER)EXPENDITURES & OTHER FUND USES	448,608.00	(38,182.84)	486,790.84	(16,721,725.32)	22,698,400.62	(39,420,125.94)
BEGINNING FUND BALANCE - OCT 1	86,627.78	2,751,907.09	(2,665,279.31)	94,186,318.59	102,193,002.53	(8,006,683.94)
ENDING FUND BALANCE - FEB 28	535,235.78	2,713,724.25	(2,178,488.47)	77,464,593.27	124,891,403.15	(47,426,809.88)

HOOVER CITY BOARD OF EDUCATION
 COMBINED STATEMENT OF REVENUES, EXPENDITURES, AND CHANGES IN FUND BALANCES
 ALL GOVERNMENTAL FUND TYPES AND EXPENDABLE TRUST FUNDS
 FOR THE FISCAL YEAR ENDED FEBRUARY 28, 2014

EXHIBIT F-II-A

FUND TYPES DESCRIPTION	GENERAL	GOVERNMENTAL SPECIAL REVENUE	DEBT SERVICE	CAPITAL PROJECTS	FIDUCIARY EXPENDABLE TRUST	TOTAL (Memo Only)
REVENUES						
STATE REVENUES	27,183,364.75	0.00	0.00	250,000.00	0.00	27,433,364.75
FEDERAL REVENUES	780.00	2,435,121.15	0.00	0.00	0.00	2,435,901.15
LOCAL REVENUES	26,823,569.28	36,577,950.05	11,620.50	0.00	1,459,101.59	64,872,241.42
OTHER REVENUES	233,998.99	148,300.82	0.00	0.00	0.00	382,299.81
TOTAL REVENUES	54,241,713.02	39,161,372.02	11,620.50	250,000.00	1,459,101.59	95,123,807.13
EXPENDITURES:						
INSTRUCTIONAL SERVICES	33,178,619.62	2,697,355.68	0.00	0.00	412,007.98	36,287,983.28
INSTRUCTIONAL SUPPORT SERVICES	8,787,022.66	672,522.62	0.00	0.00	318,885.49	9,778,430.77
OPERATIONS & MAINTENANCE	5,554,171.19	67,375.71	0.00	0.00	11,125.00	5,632,671.90
AUXILIARY SERVICES	2,763,261.37	3,858,042.99	0.00	0.00	38,972.50	6,660,276.86
GENERAL ADMINISTRATIVE SERVICES	1,412,567.09	38,543.10	0.00	0.00	186.32	1,451,296.51
CAPITAL OUTLAY	0.00	28,295.00	0.00	(9,646.25)	0.00	18,648.75
DEBT SERVICES						
PRINCIPLE	0.00	0.00	0.00	0.00	0.00	0.00
INTEREST	0.00	0.00	10,843,826.12	0.00	0.00	10,843,826.12
OTHER DEBT SERVICES	0.00	0.00	4,060.00	0.00	0.00	4,060.00
OTHER EXPENDITURES	274,009.35	1,184,115.24	0.00	0.00	538,279.17	1,996,403.76
TOTAL EXPENDITURES	51,969,651.28	8,546,250.34	10,847,886.12	(9,646.25)	1,319,456.46	72,673,597.95
OTHER FUND SOURCES (USES):						
TRANSFERS IN	147,165.97	3,247,788.07	0.00	0.00	608,663.19	4,003,617.23
OTHER FUND SOURCES	250,632.72	11,784.06	0.00	0.00	8,214.85	270,631.63
TRANSFERS OUT	1,067,133.04	2,164,218.37	0.00	0.00	794,706.01	4,026,057.42
OTHER FUND USES	0.00	0.00	0.00	0.00	0.00	0.00
TOTAL OTHER FUND SOURCES (USES)	(669,334.35)	1,095,353.76	0.00	0.00	(177,827.97)	248,191.44
EXCESS REVENUES & OTHER SOURCES OVER(UNDER)EXPENDITURES & OTHER FUND USES	1,602,727.39	31,710,475.44	(10,836,265.62)	259,646.25	(38,182.84)	22,698,400.62
BEGINNING FUND BALANCE - OCT 1	10,799,910.00	58,351,391.05	26,344,609.56	3,945,184.83	2,751,907.09	102,193,002.53
ENDING FUND BALANC - FEB 28	12,402,637.39	90,061,866.49	15,508,343.94	4,204,831.08	2,713,724.25	124,891,403.15

HOOVER CITY BOARD OF EDUCATION
 COMBINED BALANCE SHEET - ALL FUND TYPES AND ACCOUNT GROUPS
 FEBRUARY 28, 2014

FUND TYPES & ACCOUNT GROUPS	GOVERNMENTAL				PROPRIETARY ENTERPRISE INTERNAL	FIDUCIARY TRUST & AGENCY	EXHIBIT F-I-A
	GENERAL	SPECIAL REVENUE	DEBT SERVICE	CAPITAL PROJECTS			ACCT GROUPS F/A & L/T DEBT
DESCRIPTION	GENERAL	SPECIAL REVENUE	DEBT SERVICE	CAPITAL PROJECTS	PROPRIETARY ENTERPRISE INTERNAL	FIDUCIARY TRUST & AGENCY	EXHIBIT F-I-A ACCT GROUPS F/A & L/T DEBT
ASSETS & OTHER DEBITS:							
CASH & CASH EQUIVALENTS	22,489,568.28	79,686,961.30	15,508,343.94	3,797,531.08	0.00	2,899,556.88	0.00
INVESTMENTS	0.00	10,125,943.37	0.00	0.00	0.00	12,660.16	0.00
RECEIVABLES							
ALLOWANCE FOR DOUBTFUL ACCT:	0.00	0.00	0.00	0.00	0.00	0.00	0.00
INTERFUND RECEIVABLES	0.00	0.00	0.00	407,300.00	0.00	0.00	0.00
OTHER RECEIVABLES	261,197.41	1,154,879.73	0.00	0.00	0.00	112,897.09	0.00
INVENTORIES	66,453.87	257,954.27	0.00	0.00	0.00	0.00	0.00
OTHER ASSETS	2,381.02	0.00	0.00	0.00	0.00	0.00	823,197.54
FIXED ASSETS	0.00	0.00	0.00	0.00	0.00	0.00	328,491,064.34
ACCUMULATED DEPRECIATION	0.00	0.00	0.00	0.00	0.00	0.00	0.00
OTHER DEBITS							
AMT AVAILABLE IN DEBT SVC	0.00	0.00	0.00	0.00	0.00	0.00	16,894,955.91
AMT PROV FOR PMT OF L-T DEBT	0.00	0.00	0.00	0.00	0.00	0.00	174,590,000.00
OTHER DEBITS	0.00	0.00	0.00	0.00	0.00	0.00	0.00
TOTAL ASSETS & OTHER DEBITS	22,819,600.58	91,225,738.67	15,508,343.94	4,204,831.08	0.00	3,025,114.13	520,799,217.79
LIABILITIES & FUND EQUITY:							
LIABILITIES:							
SALARIES & BENEFITS PAYABLE	8,481,843.50	262,153.37	0.00	0.00	0.00	0.00	0.00
PAYROLL W/H & DED PAYABLE	0.00	0.00	0.00	0.00	0.00	261,138.53	0.00
CLAIMS PAYABLE	0.00	72,138.39	0.00	0.00	0.00	50,251.35	0.00
OTHER PAYABLES							
INTERFUND PAYABLES	0.00	407,812.05	0.00	0.00	0.00	0.00	0.00
OTHER PAYABLES	1,935,119.69	0.00	0.00	0.00	0.00	0.00	0.00
OTHER LIABILITIES	0.00	421,768.37	0.00	0.00	0.00	0.00	0.00
LONG-TERM LIABILITIES	0.00	0.00	0.00	0.00	0.00	0.00	192,308,153.45
TOTAL LIABILITIES	10,416,963.19	1,163,872.18	0.00	0.00	0.00	311,389.88	192,308,153.45
FUND EQUITY:							
INVESTMENT IN FIXED ASSETS	0.00	0.00	0.00	0.00	0.00	0.00	328,491,064.34
RETAINED EARNINGS	0.00	0.00	0.00	0.00	0.00	0.00	0.00
CONTRIBUTED CAPITAL	0.00	0.00	0.00	0.00	0.00	0.00	0.00
RESERVED FUND BALANCE	784,410.68	801,221.46	0.00	0.00	0.00	406.75	0.00
UNRESERVED FUND BALANCE	11,618,226.71	89,260,645.03	15,508,343.94	4,204,831.08	0.00	2,713,317.50	0.00
TOTAL FUND EQUITY	12,402,637.39	90,061,866.49	15,508,343.94	4,204,831.08	0.00	2,713,724.25	328,491,064.34
TOTAL LIABILITIES & FUND EQUITY	22,819,600.58	91,225,738.67	15,508,343.94	4,204,831.08	0.00	3,025,114.13	520,799,217.79

Hoover City Board of Education
Cash Disbursements
March 31, 2014

CNP Reimbursement- Prior mo PR & Expenses (1)		
Fund Transfer	709,384	
Capital Projects	418,443	
Administrative Support	851,328	35.2%
Utilities (4)	490,346	20.3%
Instructional (5)	367,391	15.2%
CNP (6)	279,083	11.5%
Operations & Maintenance	209,963	8.7%
Benefits (7)	126,517	5.2%
Transportation	60,319	2.5%
Legal	14,398	0.6%
Technology (Instructional only) (2)	14,109	0.6%
Security (8)	7,936	0.3%
CNP Pass Thru (3)	-	0.0%
Other	-	0.0%
	<u>2,421,391</u>	<u>100.0%</u>
Total AP Disbursements for March 2014	<u>\$ 3,549,218</u>	

(1) CNP and Federal Funds Reimbursement for prior month payroll & expenses to move dollars between funds

(2) Instructional technology expenditures for hardware and software only; professional development and technology coaches included in instructional support, communication and data lines included in utilities

(3) In accordance with state regulations, the district is responsible for state mandated raises for CNP employees

(4) Includes communication, postage, garbage, electricity, water, natural gas

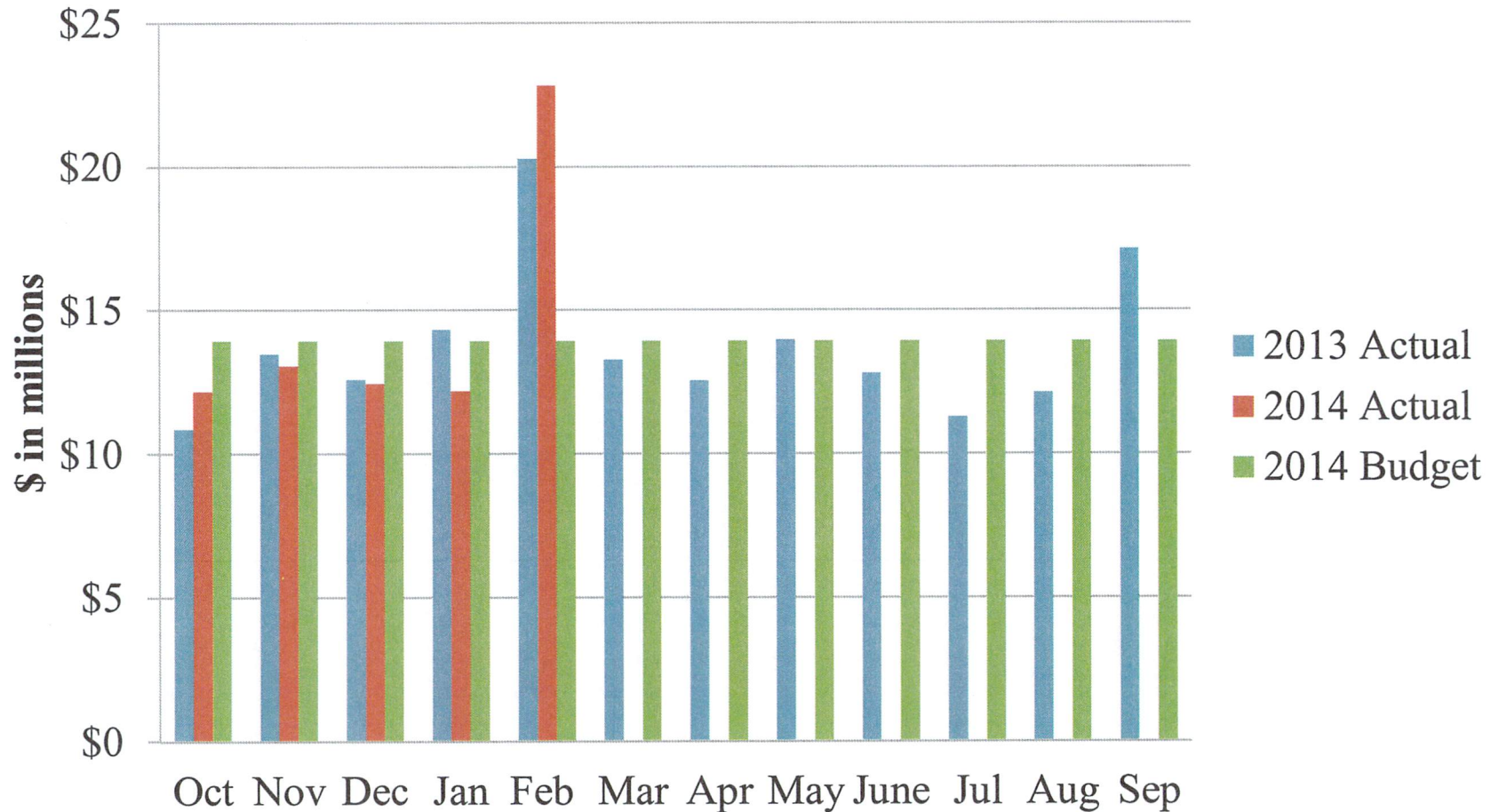
(5) Includes professional educational services, testing services, training, instructional supplies, textbooks

(6) Expenses related to the food and food preparation excluding labor

(7) Includes voluntary benefits; taxes, health insurance and retirement disbursed from the payroll account


(8) Security guards and alarm systems. SROs are billed by the city annually

Hoover City Board of Education Monthly Expenditures



MEMORANDUM

TO: Hoover City Board of Education

FROM: Andy Craig, Superintendent 

DATE: April 17, 2014

SUBJECT: Fee-Based Transportation for Students

During the last eight months, an issue of overriding importance has been discussed and debated: specifically, how to eliminate or minimize the unfunded cost burden in providing student transportation for Hoover City students given the financial challenges facing the district.

During this extended period of time, we considered a number of plans. These included the elimination of student transportation¹ in order to address in full measure the costs of transportation from the general education budget. The discussions have also included various fee-based proposals where either all students would pay the same fee to ride school buses; or where the charge to ride school buses would be structured based on equitable factors.

As these proposals have been analyzed and studied, we have been in close communication with the United States Department of Justice, Civil Rights Division, and the United States Attorney General's Office in Birmingham in order to clearly define the reasons necessitating change in student transportation, but also to set forth how such adjustments would impact various categories of students. In that regard, I have met with Justice Department officials in Washington, D.C., the U.S. Attorney Joyce Vance and her staff, and sent evolving data depending on the fee structure being considered.

The response of the U.S. Justice Department during the process has been invaluable. The questions asked, the data requested and the concerns expressed have enabled us to devise a plan for the 2014-2015 school year that will help us address the financial challenges we are facing and to do so in a manner that will avoid litigation. Avoidance of the cost and delay resulting from litigation was an important consideration.

I am pleased to inform the Board that we have received indication from the Justice Department that they would not likely oppose implementation of the following fee-based structure by Hoover City Schools if implemented as presented during our discussions:

¹ Except for special education students.

	1 Student Rider		2 Student Riders		3+ Student Riders	
	Per Month	Per Day	Per Month Per Rider	Per Day Per Rider	Per Month Per Rider (Max)	Per Day Per Rider (Max)
Non-Poverty Riders	\$40.75	\$ 2.26	\$28.53	\$ 1.59	\$21.40	\$ 1.19
² NSLP Qualified Reduced Riders	\$20.38	\$ 1.13	\$14.27	\$ 0.80	\$10.70	\$ 0.59
NSLP Qualified Free Riders	\$14.88	\$ 0.83	\$10.42	\$ 0.58	\$ 7.82	\$ 0.43

It is important to us and to the Justice Department that we closely monitor the impact of this equitable fee-based plan on each category of students. In this regard, our first order of business, if this plan is approved by the Board, will be to establish a methodology and process to monitor the results of this plan. This will be sent to the Justice Department. Thereafter, during the school year, data collected will be carefully reviewed by us and will be sent to the Justice Department for review and consideration.

If the fee-based transportation plan for Hoover students as set forth in the above chart meets with your approval, we will immediately undertake the nuts and bolts planning, addressing such matters as bus routes, bus stops, and all the other details that can be accomplished now.

After the details of the plan have been crafted, we will submit the plan for approval by the United State District Court.

² NSLP: National Student Lunch Program.