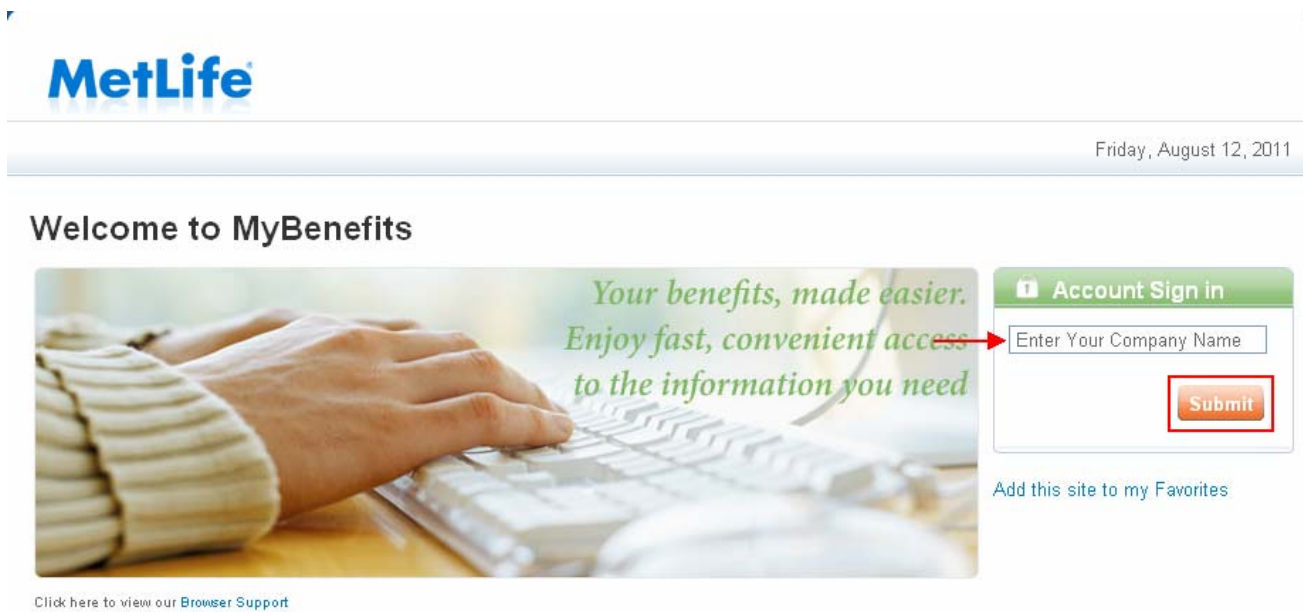
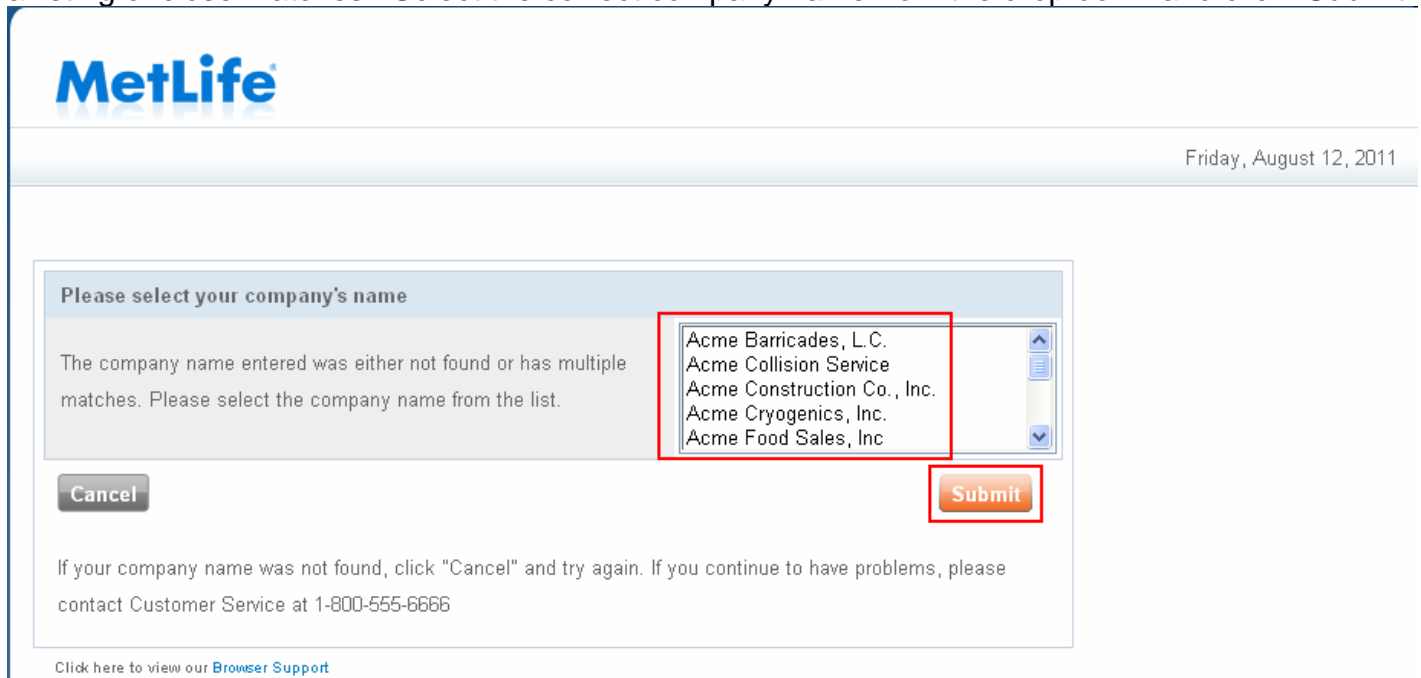


# How to print a dental ID card via the MetLife MyBenefits website:

- 1) Log on to the MyBenefits website – [www.metlife.com/mybenefits](http://www.metlife.com/mybenefits)
- 2) Enter your company name under Account Sign In - click "Submit".



If the company name is not typed exactly how it is setup in MyBenefits, a second screen will appear with a listing of close matches. Select the correct company name from the drop down and click "Submit".



3) Enter your User Name and Password under Account Sign In – click “Submit”. If this is your first time to the site, you will need to register by clicking the “Register Now” button.

**MetLife** Acme Corporation

Friday, August 12, 2011

## Welcome to MyBenefits

*Your benefits, made easier.  
Enjoy fast, convenient access  
to the information you need*

Click here to view our [Browser Support](#)

**Account Sign in**  
All fields are required  
User Name:  
Password:  
[Forgot User Name and/or Password?](#)  
 Remember my username on this computer  
**Submit**

**First Time User?**  
**Register Now!**

4) Click “Dental” in the top banner, then Click on “Tools & Resources” in the menu bar.

**MetLife** Tom Smith, Acme Corporation  
[Update your profile](#)

Home **See All Benefits** Friday, August 12, 2011

Your Dental Benefits [Plan Coverage](#) [Claims](#) [Our Network](#) [Dental Health Manager](#) **Tools & Resources** [Common Questions](#)

## Your Dental Benefits

[Print](#)

**Tom Smith** [Laura Smith](#) [Danny Smith](#) [Karen Smith](#) [Family Summary](#)

| Recent Claims   |                 |               |                        |           |                       |
|-----------------|-----------------|---------------|------------------------|-----------|-----------------------|
| Date of service | Dentist         | Total Charges | Patient Responsibility | Status    |                       |
| 03/04/2010      | Dr. Bruce Jones |               |                        | Received  |                       |
| 10/25/2009      | Dr. Bruce Jones | \$157.00      | \$31.00                | Processed | <a href="#">Print</a> |

**News & Updates**  
Visit the Oral Health Library for educational tools that go above and beyond the "basic" topics of oral health.  
[Learn more](#)

**Find a Dentist**


5) Choose "Get Your Dental ID Card".

The screenshot shows the MetLife website interface. At the top left is the MetLife logo. At the top right, it says "Tom Smith, Acme Corporation" with a link to "Update your profile". Below the logo is a navigation bar with "Home" and "See All Benefits" (with a dropdown arrow). To the right of the navigation bar, it says "Friday, February 4, 2011". Below the navigation bar is a secondary navigation bar with links: "Your Dental Benefits", "Plan Coverage", "Claims", "Our Network", "Dental Health Manager", "Tools & Resources", and "Common Questions". The main heading is "Tools & Resources" with a "Print" icon to its right. The content area is divided into several sections: "Download a Claim Form", "Find a Dentist", "Visit the MetLife Oral Health Library", "Procedure Fee Tool", "Get Your Dental ID Card" (highlighted with a red box), "Glossary", "News & Updates", and a vertical sidebar with buttons for "Find a Dentist", "View a Claim", "Visit the Oral Health Library", and "Estimate a Procedure Cost".

6) Choose the "Print ID Card" icon and follow your printer prompts.

The screenshot shows the "Get Your Dental ID Card" page on the MetLife website. At the top left is the MetLife logo. At the top right, it says "Tom Smith, Acme Corporation" with a link to "Update your profile". Below the logo is a navigation bar with "Home" and "See All Benefits" (with a dropdown arrow). To the right of the navigation bar, it says "Friday, February 4, 2011". Below the navigation bar is a secondary navigation bar with links: "Your Dental Benefits", "Plan Coverage", "Claims", "Our Network", "Dental Health Manager", "Tools & Resources", and "Common Questions". The main heading is "Get Your Dental ID Card" with a "Print ID Card" icon circled in red to its right. The content area is divided into several sections: "Participant Name: Tom Smith", "Coverage Effective: 12/29/2008", "Coverage Type: Employee, Spouse & Children", "Group Name: Acme Corporation", a paragraph explaining the ID card, "Frequently Asked Questions", and a "News & Updates" section. A vertical sidebar on the right contains buttons for "Find a Dentist", "View a Claim", "Visit the Oral Health Library", and "Estimate a Procedure Cost".

7) The ID card is also visible at the bottom of the page under the FAQs.

|   |                               |
|---|-------------------------------|
| <b>Dental</b>   |                               |
|                                      |                               |
| <b>Your ID Number:</b>  |                               |
| <b>Name:</b>  | TOM SMITH                     |
| <b>Customer Name/Number:</b>  | <b>Acme Corporation/12345</b> |
| <b>Dental Group Plan:</b>   | 22222                         |
| Your ID can be used when calling MetLife or submitting claims.  |                               |
| Member Service: 1-877-856-6854<br>website: <a href="http://www.metlife.com/mybenefits">www.metlife.com/mybenefits</a> |                               |

|   |  |
|---|--|
| Dental Customer Service Consultants are available to answer your questions  | Mail Claims to:<br>PO Box 14587<br>Lexington, KY<br>40512-4093 |
| For Dentists Only:<br>1-877-638-3379<br><a href="http://www.metdental.com">www.metdental.com</a>                                | Fax Claims to:<br>1-859-389-6505                               |
|   | Electronic Payor<br>Number: 65978                              |
| <b>Benefits Info - Special instructions</b>   |  |
| You do not need to present an ID Card to confirm that you are eligible for dental benefits.                                     |  |
| This card is not evidence of coverage and confers no right to benefits. Metropolitan Life Insurance Company, New York, NY 10166 |  |