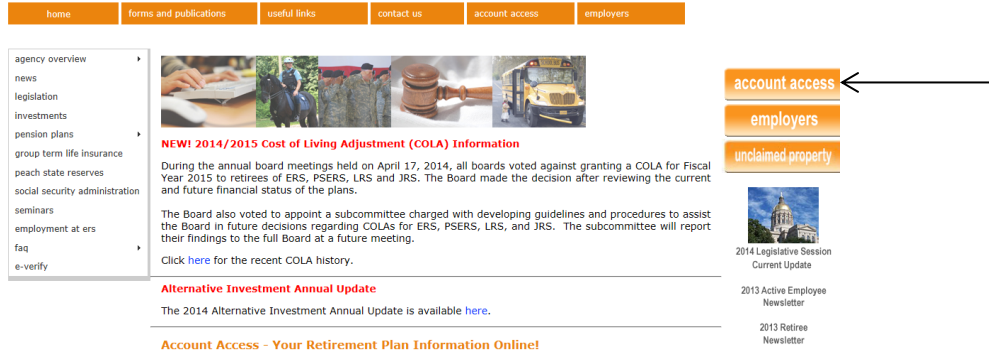


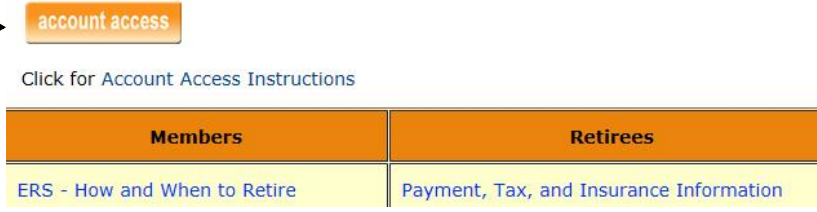
## PSERS Account Registration

As a PSERS Member, you can view your account information by registering for account access online. To register your account go to [www.ers.ga.gov](http://www.ers.ga.gov)

- Select "Account Access" located to the far right of the home page.



- Double click on "Account Access" button shown below.



- Click "Register" to continue.

Keeping your account safe and secure is ERSGA's highest priority, therefore, this site incorporates internet security and encryption technology. There are precautions you should take to prevent unauthorized access to your account from your computer, such as carefully protecting your User ID and Password, and using firewall and spyware detection software. For more information, [click here](#).

If you are an ERSGA Retiree, or an Active/Inactive/Lost Member, and have already established an account, please log in by entering:

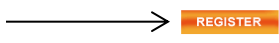
User ID:

Password:

**LOGIN**

[Forgotten Login Information? Click here.](#)

If you have never registered, please click the Register button to establish your ERSGA account.



- Enter your social security number, select “Next.”

**Please Register:**

**Register for a new Self-Service account:**

Great care is taken to protect the confidentiality of your account. Before accessing your account, your identity will be confirmed by answering the following questions. After your identity is confirmed, you can create a User ID and Password to be used for future visits to this site.

Please enter all the required information, then click the [Next](#) button.

If you do not wish to sign up on this website, click [here](#) to go back to the login page or close the browser.

\* = Required fields

All Fields are required

→ \* Social Security Number:  Must be 9 digits (Example Entered as 123456789)

**NEXT →**

- Enter your last name and date of birth as MM/DD/YYYY or MM-DD-YYYY. Click “Next.”

**Please Register:**

**Register for a new Self-Service account:**

Great care is taken to protect the confidentiality of your account. Before accessing your account, your identity will be confirmed by answering the following questions. After your identity is confirmed, you can create a User ID and Password to be used for future visits to this site.

Please enter all the required information, then click the [Next](#) button.

If you do not wish to sign up on this website, click [here](#) to go back to the login page or close the browser.

\* = Required fields

→ \* Last Name:

→ \* Birthdate:  Any valid date, entered as: mm/dd/yyyy or mm-dd-yyyy

**NEXT →**

- Enter a User ID, Password, Confirm your Password.
- Select a secret question from the drop down box, then answer your question.
- Enter your email address and confirm your email address. Select “Next.”

A confirmation message will be sent to the email address you providing when registering. Go to the message to confirm receipt. Click on the link provided in the email to access your online account information.

Congratulations! Your PSERS Account is registered. You can access your account by selecting “Login.”

**Registration:**

**Congratulations!** You have successfully registered or updated your profile and are now ready to begin using the ERSGA Self-Service website. You may login by clicking the Login button below. Note: It is important that you remember your User ID and Password as you will need both to access the site each time you login. Please take steps to secure this information.

Thank you for your continued support and enjoy the site.

→ **LOGIN**