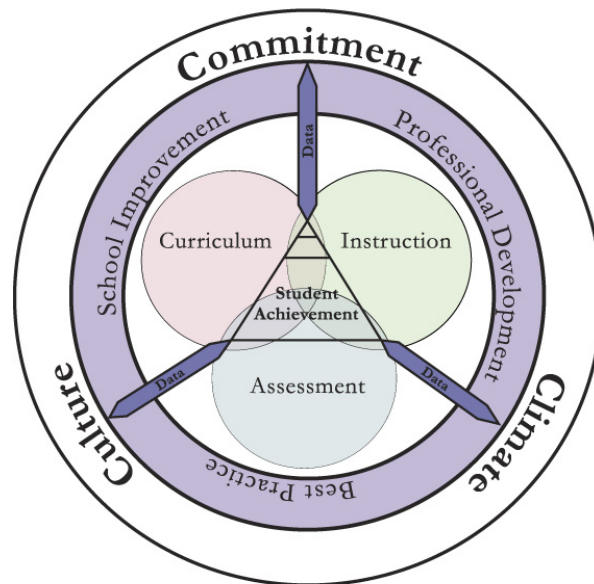




# Curriculum-Based Progress Monitoring for Writing

Thumb Area  
Student Achievement Model




*an approach to continuous improvement*

## Grade 9


Student: \_\_\_\_\_

2008 Edition




















Prompt #5

Date:

Correct Writing Sequences:

Errors:

Characteristics can be inherited or learned from family members. I was fortunate

to... \_\_\_\_\_

\_\_\_\_\_

\_\_\_\_\_

\_\_\_\_\_

\_\_\_\_\_

\_\_\_\_\_

\_\_\_\_\_

\_\_\_\_\_

\_\_\_\_\_

\_\_\_\_\_

\_\_\_\_\_

\_\_\_\_\_

\_\_\_\_\_

\_\_\_\_\_

\_\_\_\_\_


\_\_\_\_\_

\_\_\_\_\_


\_\_\_\_\_

\_\_\_\_\_


\_\_\_\_\_











Prompt #8

Date:

Correct Writing Sequences:

Errors:

There are many types of music. I prefer...\_\_\_\_\_

---

---

---

---

---

---

---

---

---

---

---

---

---

---

---

---

---

---

---

---


---

---









Prompt #10


Date:

Correct Writing Sequences:


Errors:

Youngsters might be told, "Don't bite the hand that feeds you." It must be because...

Lined writing area with 20 horizontal lines for student response.


















Prompt #14  
Date:  
Correct Writing Sequences:  
Errors:

Many students have part-time jobs. Teachers would say... \_\_\_\_\_

Lined writing area with 20 horizontal lines.





















Progress Monitoring for Correct Writing Sequences  
Grades 9-12



Name: \_\_\_\_\_ Grade : \_\_\_\_ Teacher: \_\_\_\_\_ Year: \_\_\_\_\_

80	••••	••••	••••	••••	••••	••••	••••	••••	••••	••••	••••
70	••••	••••	••••	••••	••~•	••••	••••	••••	••••	••••	••••
60	••••	••••	••••	••••	••••	••••	••••	••••	••••	••••	••••
50	••••	••••	••••	••••	••••	••••	••••	••••	••••	••••	••••
40	••••	••••	••••	••••	••••	••••	••••	••••	••••	••••	••••
30	••••	••••	••••	••••	••••	••••	••••	••••	••••	••••	••••
20	••••	••••	••••	••••	••••	••••	••••	••••	••••	••••	••••
10	••••	••••	••••	••••	••••	••••	••••	••••	••••	••••	••••
	Sept ____ ____ ____ ____	Oct ____ ____ ____ ____	Nov ____ ____ ____ ____	Dec ____ ____ ____ ____	Jan ____ ____ ____ ____	Feb ____ ____ ____ ____	Mar ____ ____ ____ ____	Apr ____ ____ ____ ____	May ____ ____ ____ ____	Jun ____ ____ ____ ____	



**Intervention #1 Start Date:** \_\_\_\_\_  
*Draw vertical line on graph to represent the start date of the intervention.*  
**Intervention:** \_\_\_\_\_  
 \_\_\_\_\_  
 \_\_\_\_\_  
 \_\_\_\_\_  
 \_\_\_\_\_

**Intervention #2 Start Date:** \_\_\_\_\_  
*Draw vertical line on graph to represent the start date of the adjusted intervention.*  
**Intervention:** \_\_\_\_\_  
 \_\_\_\_\_  
 \_\_\_\_\_  
 \_\_\_\_\_  
 \_\_\_\_\_

**Intervention #3 Start Date:** \_\_\_\_\_  
*Draw vertical line on graph to represent the start date of the adjusted intervention.*  
**Intervention:** \_\_\_\_\_  
 \_\_\_\_\_  
 \_\_\_\_\_  
 \_\_\_\_\_  
 \_\_\_\_\_

**Intervention #4 Start Date:** \_\_\_\_\_  
*Draw vertical line on graph to represent the start date of the adjusted intervention.*  
**Intervention:** \_\_\_\_\_  
 \_\_\_\_\_  
 \_\_\_\_\_  
 \_\_\_\_\_  
 \_\_\_\_\_