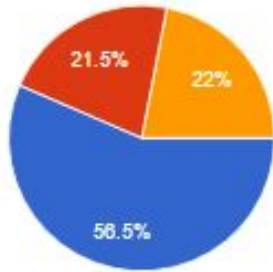
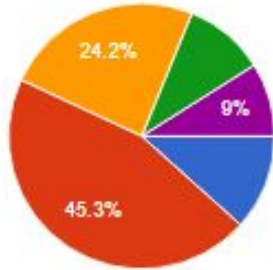


Should JSD 117 continue with a limited impact process in developing a final plan?



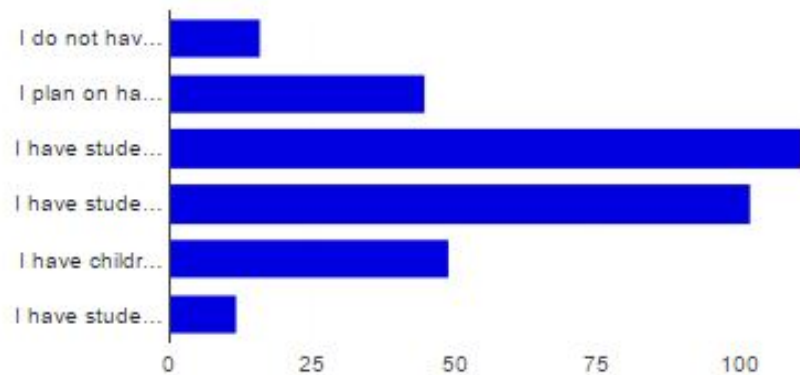
Yes	126	56.5%
Undecided	48	21.5%
No, undergo a larger scale, district wide process	49	22%

What is your age?



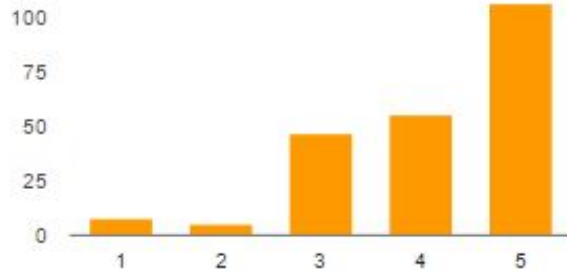
18-30	26	11.7%
31-40	101	45.3%
41-50	54	24.2%
51-60	22	9.9%
60+	20	9%

What is the status of your children (Check all that apply)?



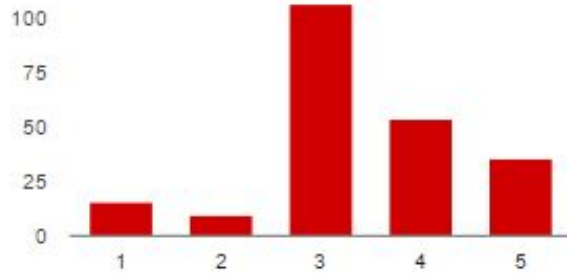
I do not have any children	16	7.2%
I plan on having children attend JSD 117 in the future	45	20.2%
I have student(s) attending JSD 117 in grades Pre-K - 3	111	49.8%
I have student(s) attending JSD 117 in grades 4 -12	102	45.7%
I have children who graduated from JSD 117	49	22%
I have student(s) attending private schools	12	5.4%

South Elementary: Morton Ave boundary



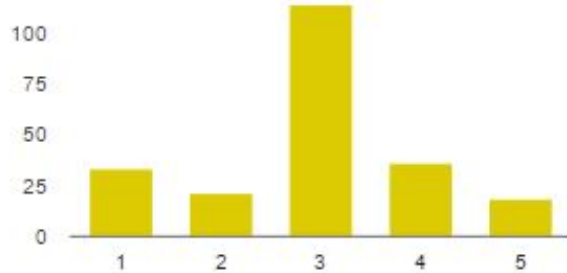
Strongly Disagree: 1	8	3.6%
2	5	2.2%
3	47	21.1%
4	56	25.1%
Strongly Agree: 5	107	48%

Washington Elementary: State St and Hardin Ave boundary



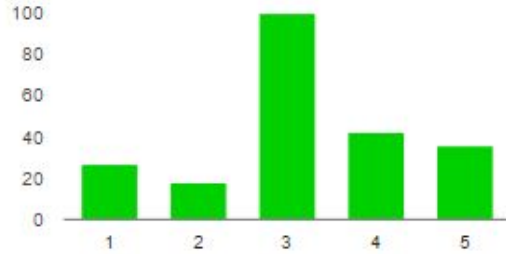
Strongly Disagree: 1	16	7.2%
2	10	4.5%
3	107	48%
4	54	24.2%
Strongly Agree: 5	36	16.1%

Washington Elementary: Caldwell/Park boundary



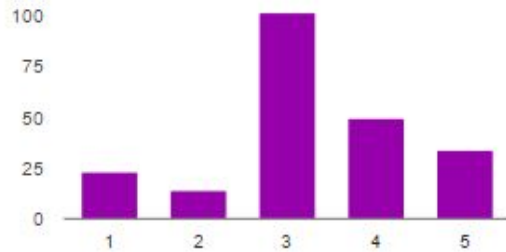
Strongly Disagree: 1	33	14.8%
2	21	9.4%
3	114	51.1%
4	36	16.1%
Strongly Agree: 5	19	8.5%

Washington Elementary: Pine/Prospect/Gladstone boundary



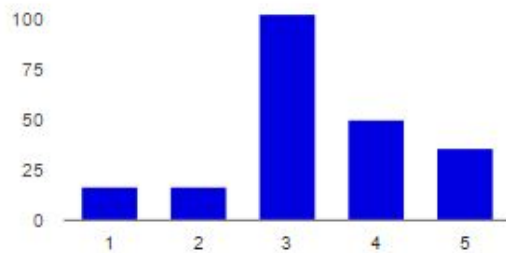
Strongly Disagree: 1	27	12.1%
2	18	8.1%
3	100	44.8%
4	42	18.8%
Strongly Agree: 5	36	16.1%

Lincoln Elementary: Walnut scenario boundary



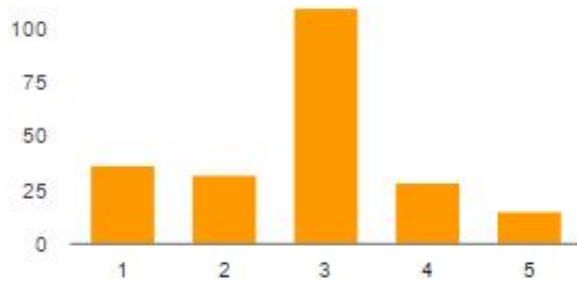
Strongly Disagree: 1	23	10.3%
2	14	6.3%
3	102	45.7%
4	50	22.4%
Strongly Agree: 5	34	15.2%

Lincoln Elementary: Walnut/West scenario boundary



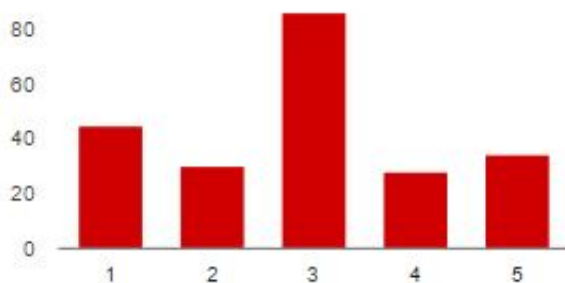
Strongly Disagree: 1	17	7.6%
2	17	7.6%
3	103	46.2%
4	50	22.4%
Strongly Agree: 5	36	16.1%

Lincoln Elementary: East/West Extended scenario boundary



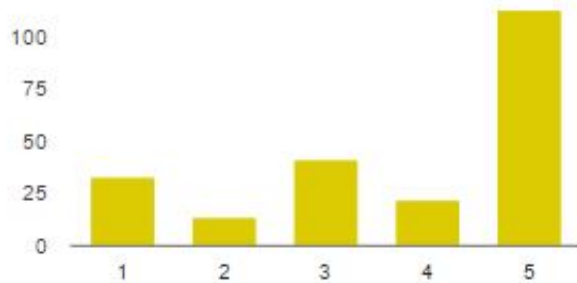
Strongly Disagree: 1	37	16.6%
2	32	14.3%
3	110	49.3%
4	29	13%
Strongly Agree: 5	15	6.7%

North Elementary: North Extended scenario boundary



Strongly Disagree: 1	45	20.2%
2	30	13.5%
3	86	38.6%
4	28	12.6%
Strongly Agree: 5	34	15.2%

Hybrid Attendance Center Model



Strongly Disagree: 1	33	14.8%
2	14	6.3%
3	41	18.4%
4	22	9.9%
Strongly Agree: 5	113	50.7%