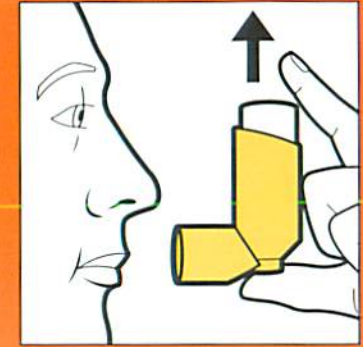
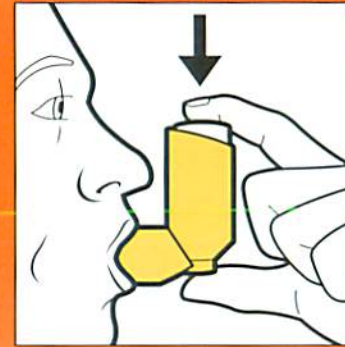
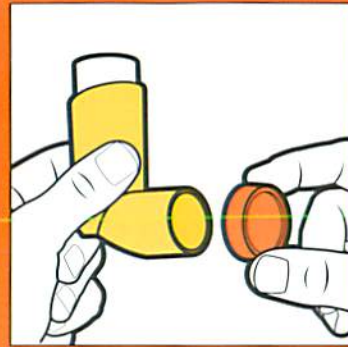
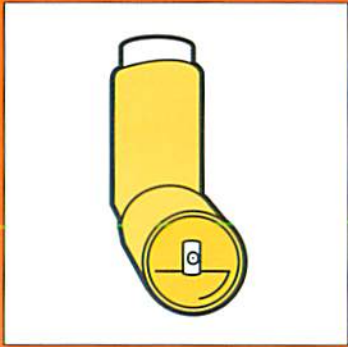


Using your PROVENTIL[®] HFA Inhaler

IMPORTANT: When using PROVENTIL[®] HFA, you may notice a slightly different taste or feel than you are used to compared with traditional CFC inhalers.



1 Shake Well

Shake the inhaler well before each use.

Tip: After shaking, make sure canister is firmly inserted into plastic mouthpiece.

Important: Your inhaler contains 200 full sprays. After that, the amount of medicine you get may vary. Keep track and throw canister out after 200 sprays.

2 Remove Cap

Be sure mouthpiece is clear.

Tip: Check to make sure no dust or lint is in mouthpiece.

3 Test inhaler before using first time

Spray inhaler 4 times into the air—away from your face.

Tip: Re-prime your inhaler if you haven't used it in 2 weeks.

4 Breathe out fully

Exhale through your mouth, releasing as much air as possible.

5 Hold upright

Place the mouthpiece into your mouth and close lips tightly.

6 Breathe in and press down slowly

Deeply inhale through your mouth as you release the medication.

Tip: Press the top of the canister all the way down.

7 Hold breath

Hold breath for as long as possible—up to 10 seconds.

Tip: Take your finger off the canister and remove the inhaler from your mouth before breathing out.

8 Repeat if prescribed

If your doctor prescribed additional puffs

- Wait 1 minute
- Shake inhaler
- Repeat steps 4 through 7

9 Replace cap and care for your inhaler

Be sure to clean your inhaler weekly to prevent medication blockage.

PROVENTIL[®] HFA
(albuterol sulfate) Inhalation Aerosol

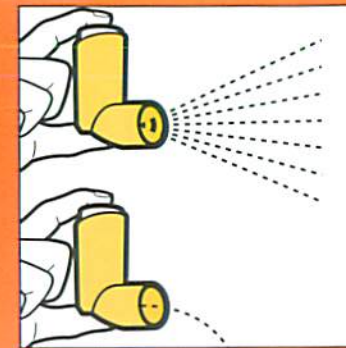
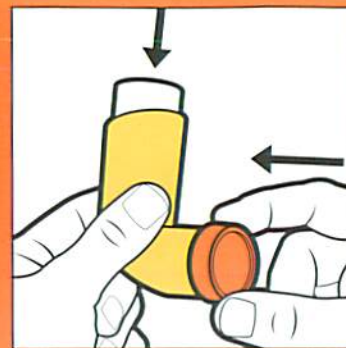

www.ProventilHFA.com

Important: See back for instructions on how to best care for your inhaler.

For more information call 1-877-HFA-7768

Caring for your PROVENTIL[®] HFA Inhaler

IMPORTANT: Keeping your plastic mouthpiece clean is extremely important to prevent medication build-up and blockage. Mouthpiece should be washed *at least once a week*.



- 1 To clean, remove canister and cap from mouthpiece**
Set the canister and cap aside.

Important: Never wash or immerse canister in water.

- 2 Wash mouthpiece only**
Hold mouthpiece under warm running water for 30 seconds.

Tip: Run water through both top and bottom.

- 3 Dry thoroughly**
Shake off excess water and allow to air-dry overnight.

Tip: Medication blockage is less likely if the mouthpiece dries fully.

- 4 Replace canister and cap**
When the mouthpiece is dry, re-assemble your inhaler.

- If little or no medication is coming out of mouthpiece**
 - Mouthpiece may be blocked
 - Wash and air dry (Steps 1-4)

- If you need to use your inhaler before it is completely dry**
 - Shake off excess water
 - Replace canister
 - Test spray twice into the air away from face
 - Take dose as prescribed
 - Rewash and air dry (Steps 1-4)

- Use PROVENTIL[®] HFA only with the mouthpiece supplied**
 - Do not use a different mouthpiece with PROVENTIL[®] HFA
 - Do not use the mouthpiece for any other medications

Contents Under Pressure. Do not puncture. Do not store near heat or open flame. Exposure to temperatures above 120° may cause bursting. Never throw container into fire or incinerator. Store between 15° and 25°C (59° and 77°F). Avoid spraying in eyes. Keep out of reach of children.

Please see full Prescribing Information and patient's instructions for use for PROVENTIL[®] HFA. If you have questions, consult your health care professional.

PROVENTIL[®] HFA
(albuterol sulfate) Inhalation Aerosol
www.ProventilHFA.com

dpcares If you are having difficulty affording your Schering-Plough medication call 1-800-656-9485 to see if you qualify for assistance.

dp Schering-Plough Copyright © 2006, Schering Corporation, Kenilworth, NJ 07033. All rights reserved. Printed in USA. PF0608 5/06