

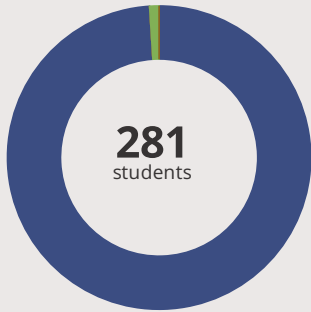
Liberty High School

505 N Park St Liberty, IL 62347 (217) 645-3433

Grades: 7 - 12
District: Liberty CUSD 2

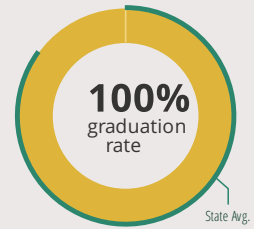
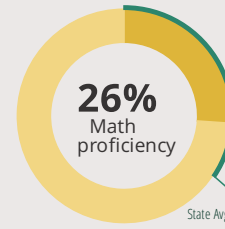
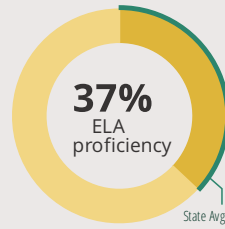
Principal: Mr. Justin Edgar
Superintendent: Mrs. Kelle Bunch

Fast Facts



Student Characteristics

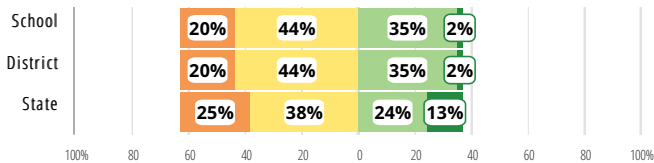
White	99%
Black	0%
Hispanic	0%
Asian	0%
American Indian	0%
Two or More Races	1%
Pacific Islander	0%
Low Income	22%
English Learners	0%
With Disabilities	15%
Homeless	0%



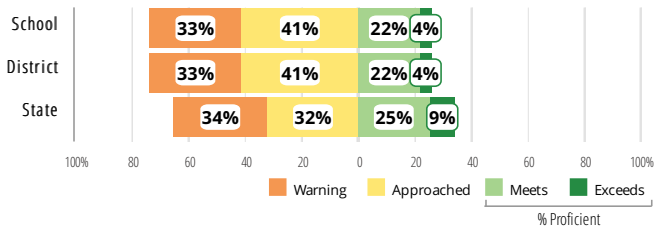
Academic Success

High school students take the SAT in Math and English Language Arts. The display shows SAT ELA & Math results in four performance levels.

English Language Arts



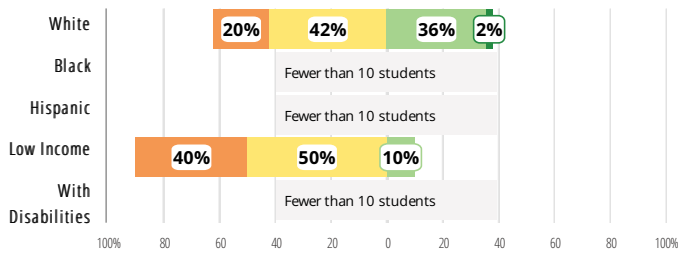
Mathematics



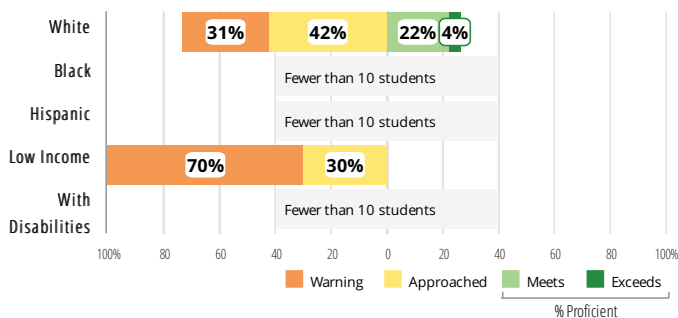
Success by Student Group

This display shows SAT ELA & Math performance levels for each student group. No data is shown for groups with fewer than 10 students.

English Language Arts



Mathematics



School Environment



The **5Essentials Survey** allows students in grades 6-12 and all teachers to share their perspectives on essential conditions for learning. The anonymous survey consists of 5 components.

- Most implementation
- More implementation
- Average implementation
- Less implementation
- Least implementation
- Not Applicable/Low Response

Response Rates

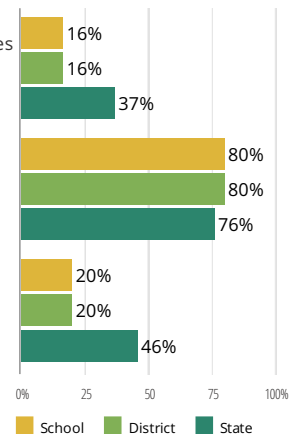
Students	-
Teachers	47%

- Effective Leaders**
Do principals and teachers implement a shared vision for success?
- Collaborative Teachers**
Do teachers collaborate to promote professional growth?
- Ambitious Instruction**
Are the classes challenging and engaging?
- Supportive Environment**
Is the school safe, demanding, and supportive?
- Involved Families**
Does the entire staff build strong external relationships?

College Readiness

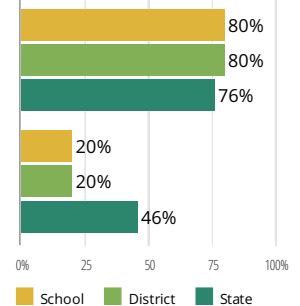
Early College Coursework

Students taking early college coursework in grades 10, 11, and 12



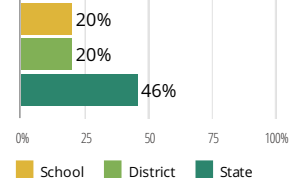
Postsecondary Enrollment

Students who enroll at colleges and universities



Community College Remediation (lower is better)

Students enrolled in Illinois community colleges who require remedial coursework



Liberty High School

School Highlights

Academic Courses

Career Development Courses and Programs

Accounting II, Accounting I, Agricultural Business Management, Agricultural Cooperative Education, Agricultural Machinery Service, Agricultural Mechanics and Technology, Agricultural Sales and Marketing, Basic Agricultural Mechanics, Basic Agricultural Science, Biological Science Applications in Agriculture - Plants, Child Development and Parenting, Communication Technology, Computer Concepts and Software Applications, Construction Trades I, Cooperative Education, Drafting, Environmental Sci...

Physical Education, Health and Wellness

Athletics

Other Programs and Activities

School Personnel Resources

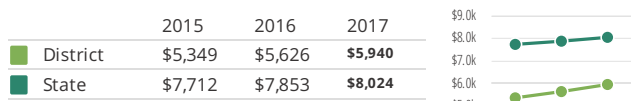
Paraprofessional, School Guidance Counselor, Special Education Teacher

School Awards

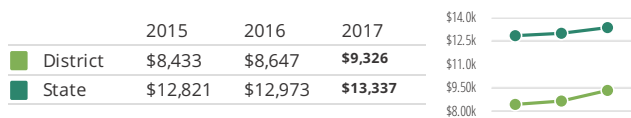
Facilities

District Finance

Instructional Spending per Pupil includes only the activities directly dealing with the teaching of students or the interaction between teachers and students.



Operational Spending per Pupil includes all costs for overall operations in this school's district, including Instructional Spending, but excluding summer school, adult education, capital expenditures, and long-term debt payments.



Educator Measures

This school has had **2 principal(s)** over the past 6 years. In the last three years, an average of **85% of teachers** return to this school each year.

Student Attendance and Mobility

Attendance Rate

Rate at which students are present at school, not including excused or unexcused absences



Chronic Absenteeism

Percentage of students who miss 10% or more of school days per year either with or without a valid excuse



Student Mobility

Percentage of students who transfer in or out of the school during the school year, not including graduates



Teacher Retention

Percentage of full time teachers who return to the same school year to year



0% 25 50 75 100%

School District State

FOR MORE INFORMATION

Visit IllinoisReportCard.com to see additional details about each item of information for this school. There you will find charts spanning multiple years, detailed explanations, resources, more of the school's programs and activities, and powerful tools that let you dig deeper into data.

Most of this data has been collected by ISBE from school districts through data systems. Some information, such as the School Highlights, is entered directly by principals and can be updated throughout the year.