



# Supportive Environment Report

Report for Madison County High School

# Table of Contents

Supportive Environment.....	1
Measures of Supportive Environment.....	2

# Supportive Environment



**Performance: Weak**

In schools with a Supportive Environment, the school is safe, demanding, and supportive. In such schools:

- students feel safe in and around the school,
- they find teachers trust-worthy and responsive to their academic needs,
- and they are well-supported in planning for college and other post-high school experiences.

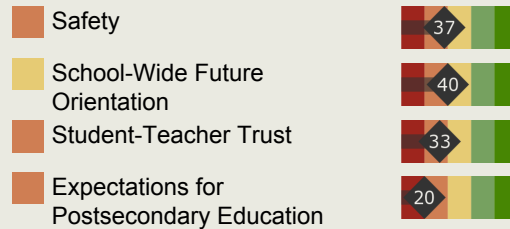
Madison County High School's eScore of **33** represents its aggregate performance across five key indicators of Supportive Environment:

- Safety (37 - Weak)
- School-Wide Future Orientation (40 - Neutral)
- Student-Teacher Trust (33 - Weak)
- Expectations for Postsecondary Education (20 - Weak)

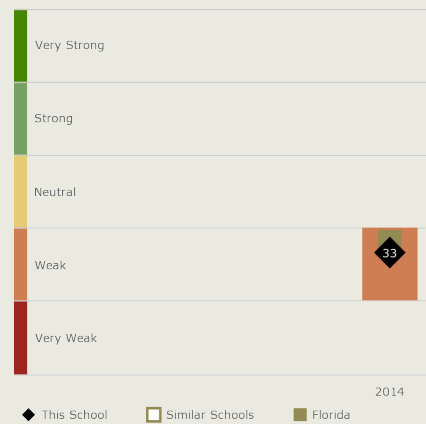
## Madison County High School Performance on Supportive Environment



## Measures for Supportive Environment



## Performance on Over Time



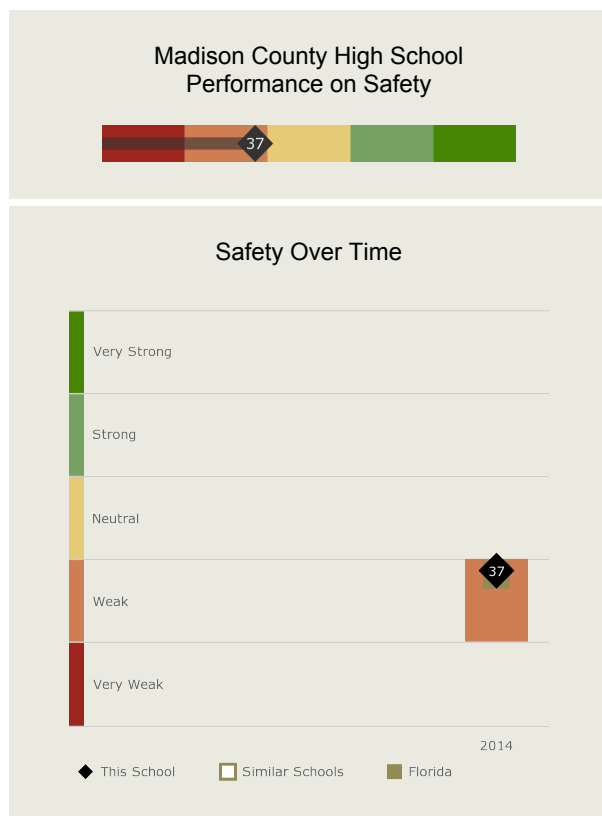
## Measures of Supportive Environment

### Safety

#### Performance: **Weak**

In schools with strong Safety, students feel safe both in and around the school building, and while they travel to and from home.

- Based on a comparison to the benchmark, an mScore of **37** means that Madison County High School is **weak** on this measure.

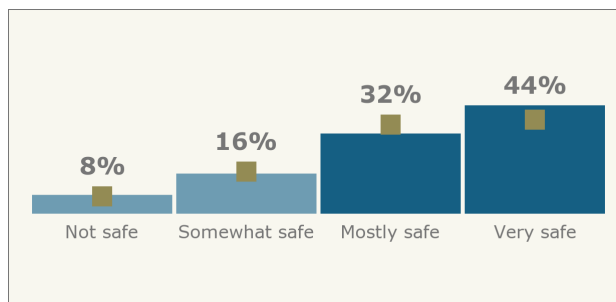


#### What are these results based on?

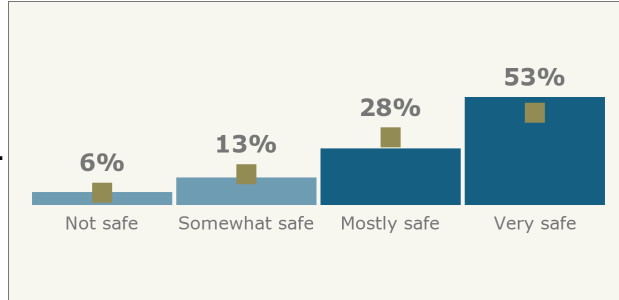
This school's performance on this measure is based on the questions shown below. Relative performance is based on how responses in this school compare to the benchmark

#### Students report how safe they feel:

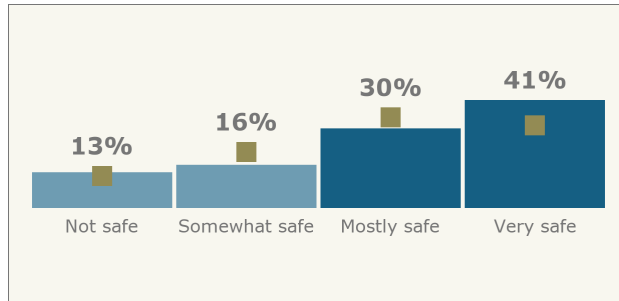
##### Outside around the school.



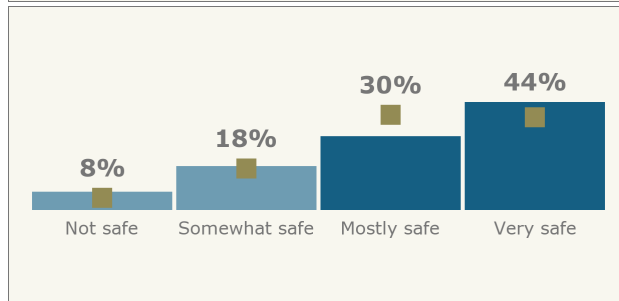
**Traveling between home and school.**



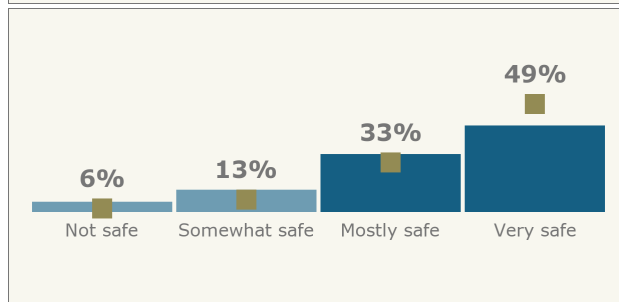
**In the bathrooms of the school.**



**In the hallways of the school.**



**In their classes**

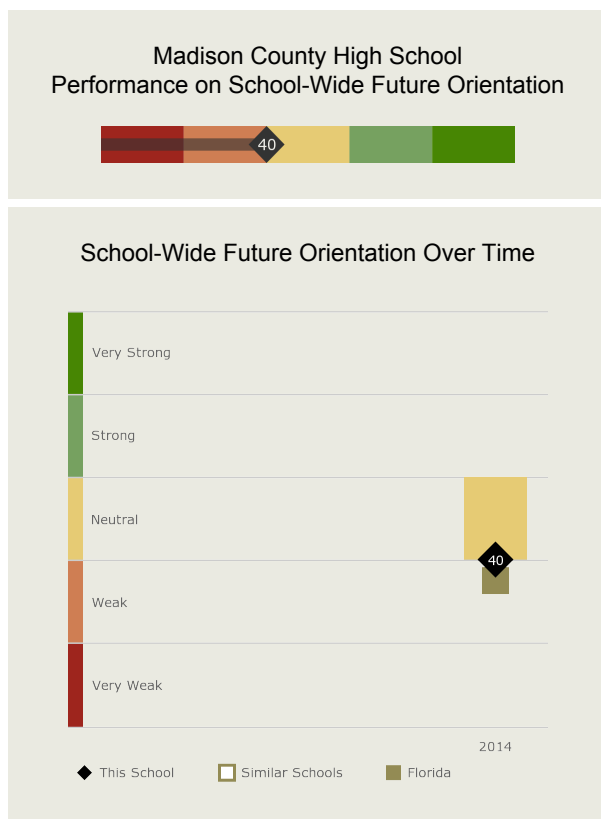


## School-Wide Future Orientation

**Performance: Neutral**

In schools with strong School-Wide Future Orientation, the school engages all students in planning for life after graduation.

- Based on a comparison to the benchmark, an mScore of **40** means that Madison County High School is *neutral* on this measure.

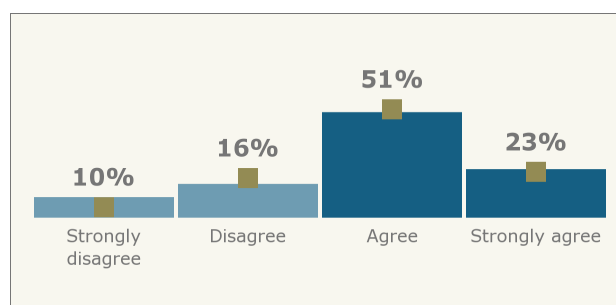


### What are these results based on?

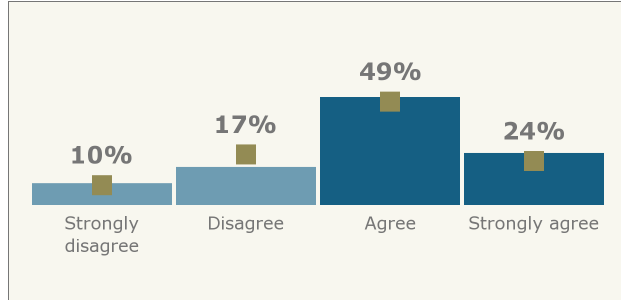
This school's performance on this measure is based on the questions shown below. Relative performance is based on how responses in this school compare to the benchmark

**Students report that:**

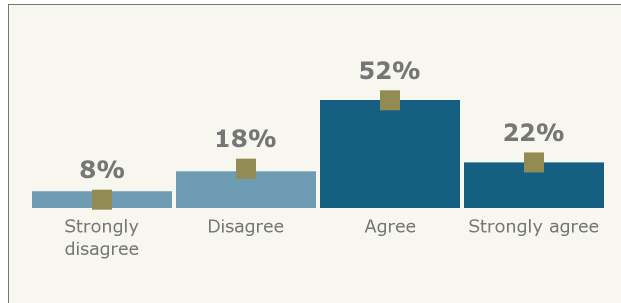
**Teachers work hard to make sure that students stay in school.**



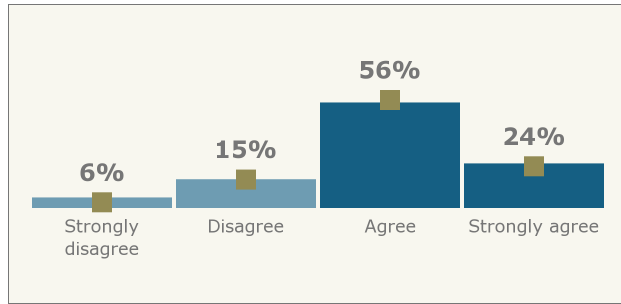
**Teachers pay attention to all students, not just the top students.**



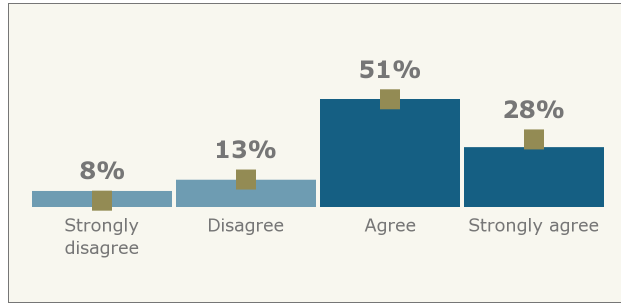
**Teachers make sure that all students are planning for life after graduation.**



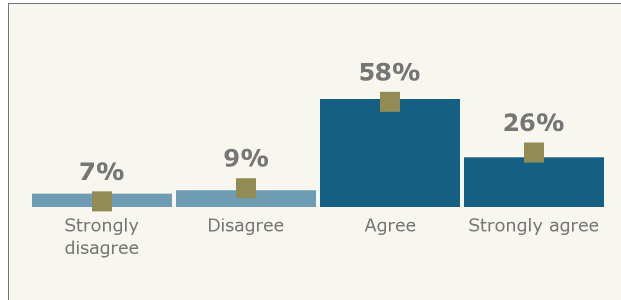
**Teachers work hard to make sure that all students are learning.**



**All students are encouraged to go to college.**



**High school is seen as preparation for the future.**

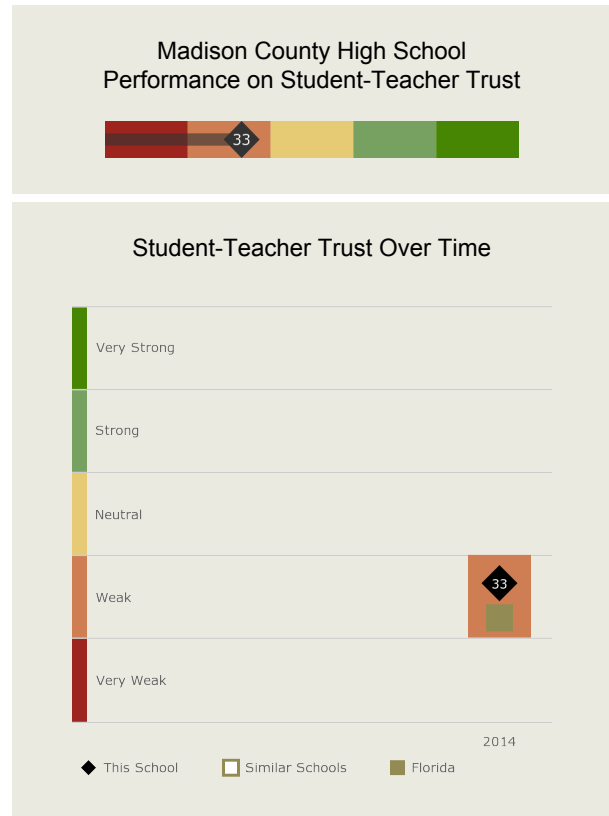


## Student-Teacher Trust

### Performance: **Weak**

In schools with strong Student-Teacher Trust, students and teachers share a high level of mutual trust and respect.

- Based on a comparison to the benchmark, an mScore of **33** means that Madison County High School is **weak** on this measure.

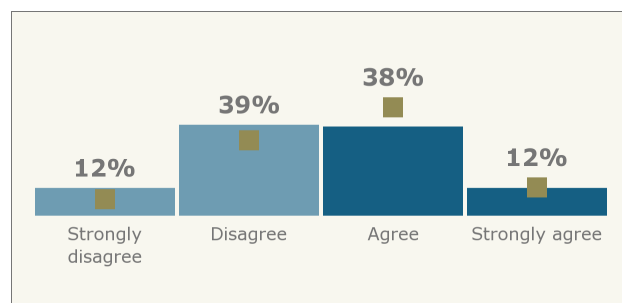


### What are these results based on?

This school's performance on this measure is based on the questions shown below. Relative performance is based on how responses in this school compare to the benchmark

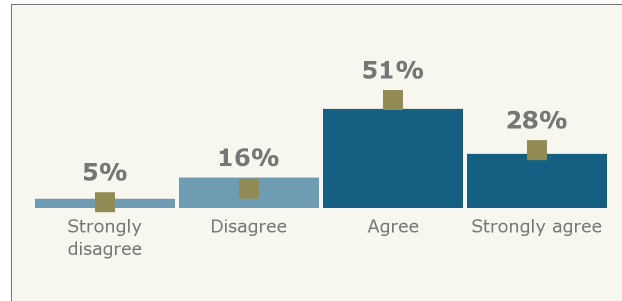
#### Students report that:

#### My teachers always keep their promises

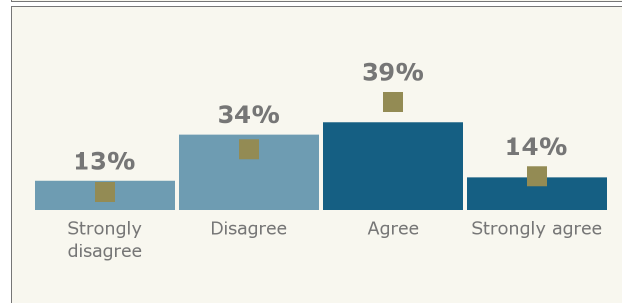




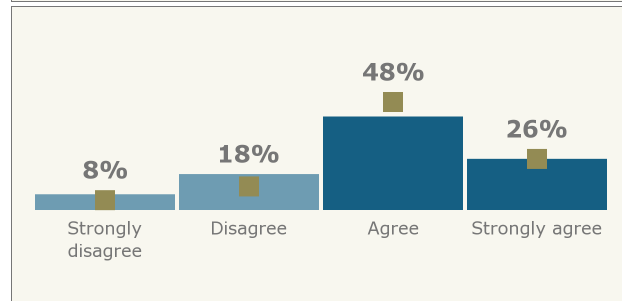
**I feel safe and comfortable with my teachers at this school.**



**My teachers will always listen to students' ideas.**



**My teachers treat me with respect.**

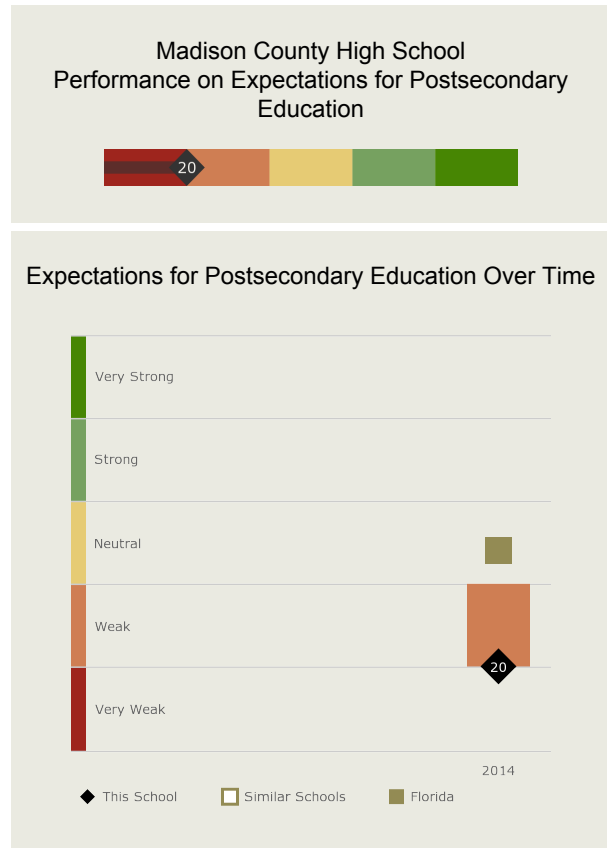


## Expectations for Postsecondary Education

**Performance:** **Weak**

In schools with strong Expectations for Postsecondary Education, the school expects all students to attend college and promotes college readiness.

- Based on a comparison to the benchmark, an mScore of **20** means that Madison County High School is **weak** on this measure.

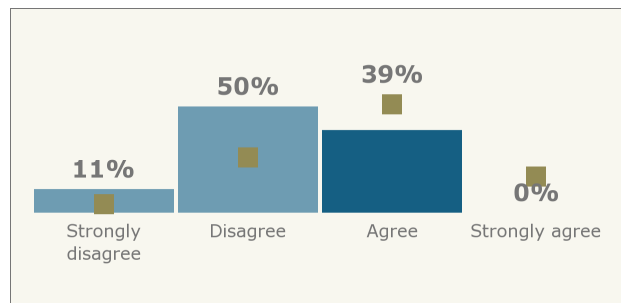


### What are these results based on?

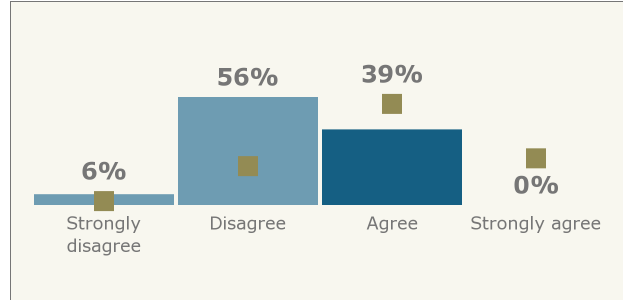
This school’s performance on this measure is based on the questions shown below. Relative performance is based on how responses in this school compare to the benchmark

**Teachers report that:**

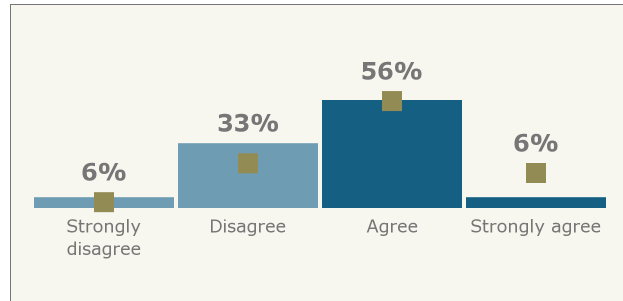
**Most of the students in this school are planning to go to college.**



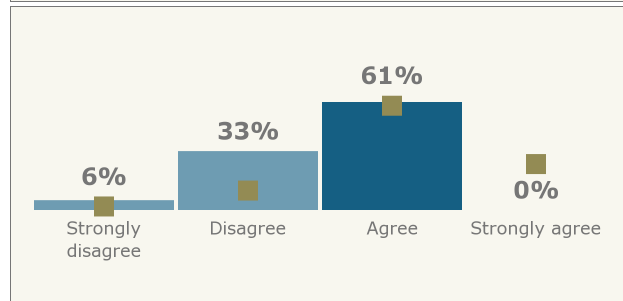
**Teachers expect most students in this school to go to college.**



**Teachers at this school help students plan for college outside of class time.**



**The curriculum at this school is focused on helping students get ready for college.**



**Teachers in this school feel that it is a part of their job to prepare students to succeed in college.**

