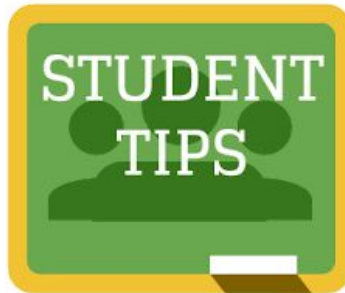


Moving on up to 5th Grade...

Exciting activities have been created as part of your moving up journey from fourth to fifth-grade. **Your task is to complete 5 out of 15 activities.** You can begin working on and submitting these activities as soon as you like. However, all 5 must be **submitted by Friday, August 16th.** Upon completion of these activities, a special prize will be mailed home to you the week of August 26th. For the activities that require pictures or videos, don't worry your faces will remain safe and private!

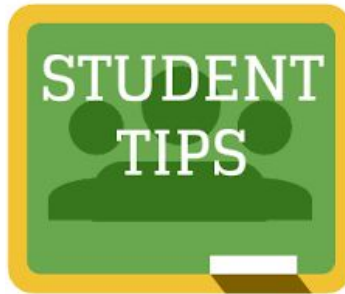
How to Access Google Classroom for the Summer Project



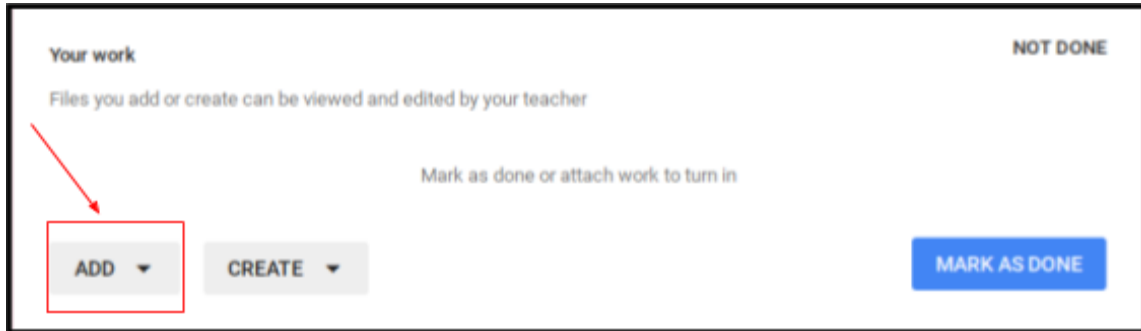
1. Log into Google using **your school login** and **password**. (For example: 012345@students.milltownps.org)
2. Copy and paste the following link into your internet browser:
<https://classroom.google.com/c/MzYw0TAX0Dc50Tha>
3. The above link should bring you directly into your Google Classroom page. Your child should have already joined during school. (If your child still needs to join, click on the + sign, located on the top right corner of the screen).
4. Join the class by using the code: **axgzqzd**
5. Your summer project activities to choose from will appear on your Google Classroom page!
6. **Any questions please contact Mrs. Boylston: mboylston@milltownps.org**

**See below for further directions*

How to Submit a Photo or Video to Google Classroom



7. Take a photo/video for your summer project.
8. Upload the photo/video on your computer or Google Drive.
9. On the assignment, click **OPEN**. It will open and look similar to the photo below.



10. Then, click **ADD**.
 - a. You can add the photo/video directly by clicking **file**.
 - b. You can place the photo/video in a document/slide. Then, attach the document/slide by clicking on **Google Drive**.
11. Don't forget to **MARK AS DONE** after you add your file!