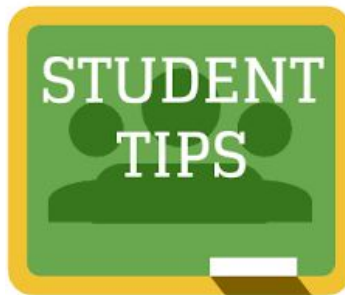


Moving on up to 6th Grade...

Exciting activities have been created as part of your moving up journey from fifth to sixth grade. Complete the scrapbook assigned in your Google Classroom named, "Incoming 6th Graders." . Please share your final project to the google classroom page. If you choose to create your project by hand, please hit submit and write a comment stating "I completed the project by hand." Please email Mrs. Ostrov or Mrs. McGowan if you have any questions or concerns.

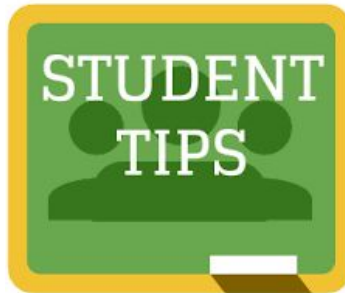
How to Access Google Classroom for the Summer Project



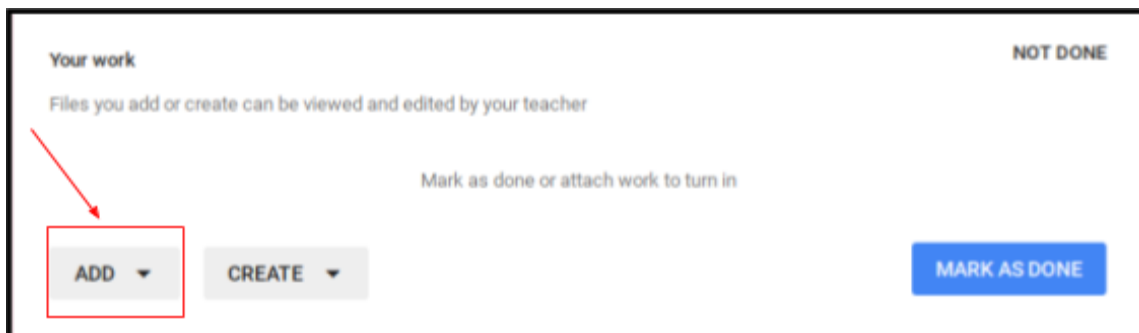
1. Log into Google using **your school login** and **password**. (For example: 012345@students.milltownps.org)
2. Copy and paste the following link into your internet browser:
<https://classroom.google.com/c/MzYwOTAxODgyMDRa>
3. The above link should bring you directly into your Google Classroom page. Your child should have already joined during school. (If your child still needs to join, click on the + sign, located on the top right corner of the screen).
4. Join the class by using the code: **u8sojs7**
5. Your summer project activities to choose from will appear on your Google Classroom page!
6. **Any questions or concerns please contact Mrs. Ostrov: iostrov@milltownps.org or Mrs. McGowan: smcgowan@milltownps.org**

**See below for further directions*

How to Submit a Photo or Video to Google Classroom



7. Take a photo/video for your summer project.
8. Upload the photo/video on your computer or Google Drive.
9. On the assignment, click **OPEN**. It will open and look similar to the photo below.



10. Then, click **ADD**.
 - a. You can add the photo/video directly by clicking **file**.
 - b. You can place the photo/video in a document/slide. Then, attach the document/slide by clicking on **Google Drive**.
11. Don't forget to **MARK AS DONE** after you add your file!