



Mokena School District 159 “Financial State of the District”




Presented by:
Superintendent Omar Castillo
Chief School Business Official Raphael Obafemi
3/6/17

Accomplishments - Curriculum



- **Revised curriculum materials, where necessary**
- **Updated student and teacher materials to meet the need of the Illinois State Standards (ELA, Math and Science)**
- **Full-day kindergarten**



Accomplishments - Curriculum



- **Dual Language program**
- **Added intervention supports in Reading and Math**
- **Targeted professional development**
- **Certified Staff Evaluation**
- **Common student assessments**

Accomplishments – Special Education



- **Brought back programs and services from LWASE 843**
 - Special Ed. Paraprofessionals
 - Social Workers, School Psychologist, OT/PT, BCBA
 - Specialized Instruction Program
 - Early Childhood Program



Accomplishments – Special Education



- Pre-school Screenings
- Play-based Evaluations/Early Childhood
- Co-taught classrooms
- State Reporting
- Aligned Curriculum to meet student needs
- Specialized professional development
- Parent Academy

Accomplishments - Technology



- **Student Device Deployment, 4 to 1 ratio (K-5) and 2 to 1 ratio (6-8)**
- **Teacher Device Deployment, 1 to 1 ratio**
- **Interactive projector implementation**
- **VoIP Phone System**



Accomplishments - Technology



- **Increased internet bandwidth**
- **Student information system updated to Skyward**
- **Supporting curricular technology needs**
- **Infrastructure planning and implementation**
- **Technology professional development**

Accomplishments – Extra-Curricular



- **Redesigned extra-curricular fee schedule to maximize participation**
- **Discretionary Clubs – Student interest drives the annual club offerings**
- **4th Grade Band**
- **Girls' Softball**
- **Boys' Baseball**



Accomplishments - Facilities



- **LRC Transformation to Collaborative Learning Centers**
- **New Parking Lots at MES and MIS**
- **Roofs at MES and MIS**
- **Security Infrastructure at all three buildings**

Accomplishments - Facilities



- **Preventative Maintenance**
- **Director of Buildings and Grounds audit and evaluation of physical plan**
- **HVAC/ Energy Management Project**
- **Reduction in operational costs**
- **Energy Savings Grant**



Efficiency



Mokena School District provides a high quality education for an efficient cost

- **State average elementary cost per pupil is \$12,821**
- **Mokena SD 159 average cost per pupil is \$10,741**
 - ✦ **Mokena SD 159 spends \$2,080 less per pupil than State average**

Efficiency for Taxpayers



- **Mokena SD 159 provides tax payers relief every year by keeping operating expenses significantly below State average.**
- **If Mokena SD 159 spent the State average of \$12,821 per student, the annual expenditures will increase by \$3,273,920.**
- **We keep cost as low as possible while providing exceptional quality schools and services.**

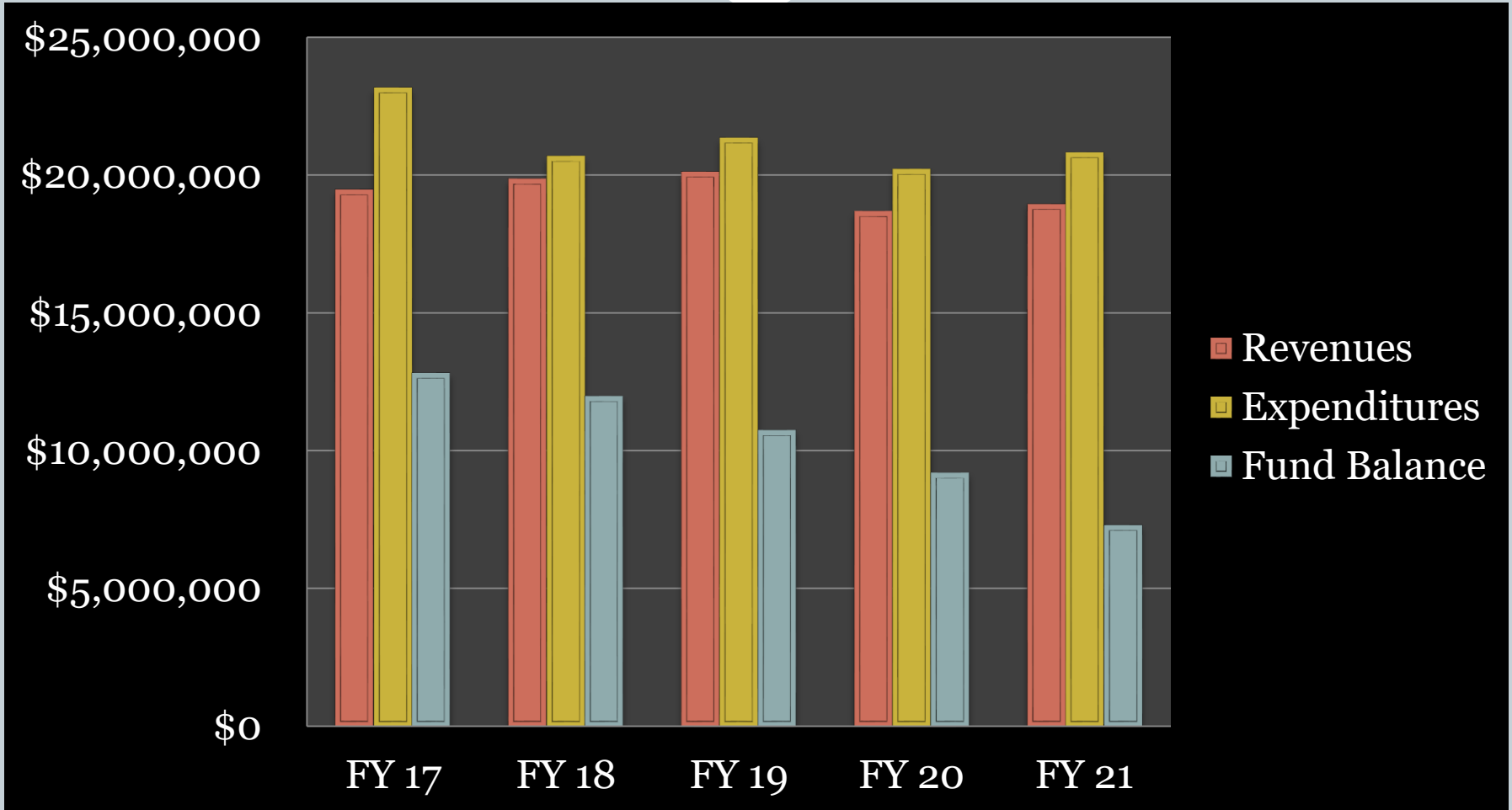
Financial Snapshot - Current



- Overall District Budget Revenue (FY17)- \$19.4MM
- Overall District Budget Expenditures (FY17) - \$23.1 MM
- District Operating Budget Expenditures (FY17) - \$19.9MM
- Current District Tax Rate: 2.3250
- Current EAV: \$532 MM
- District Fund Balance (July 1, 2016): \$16.4MM

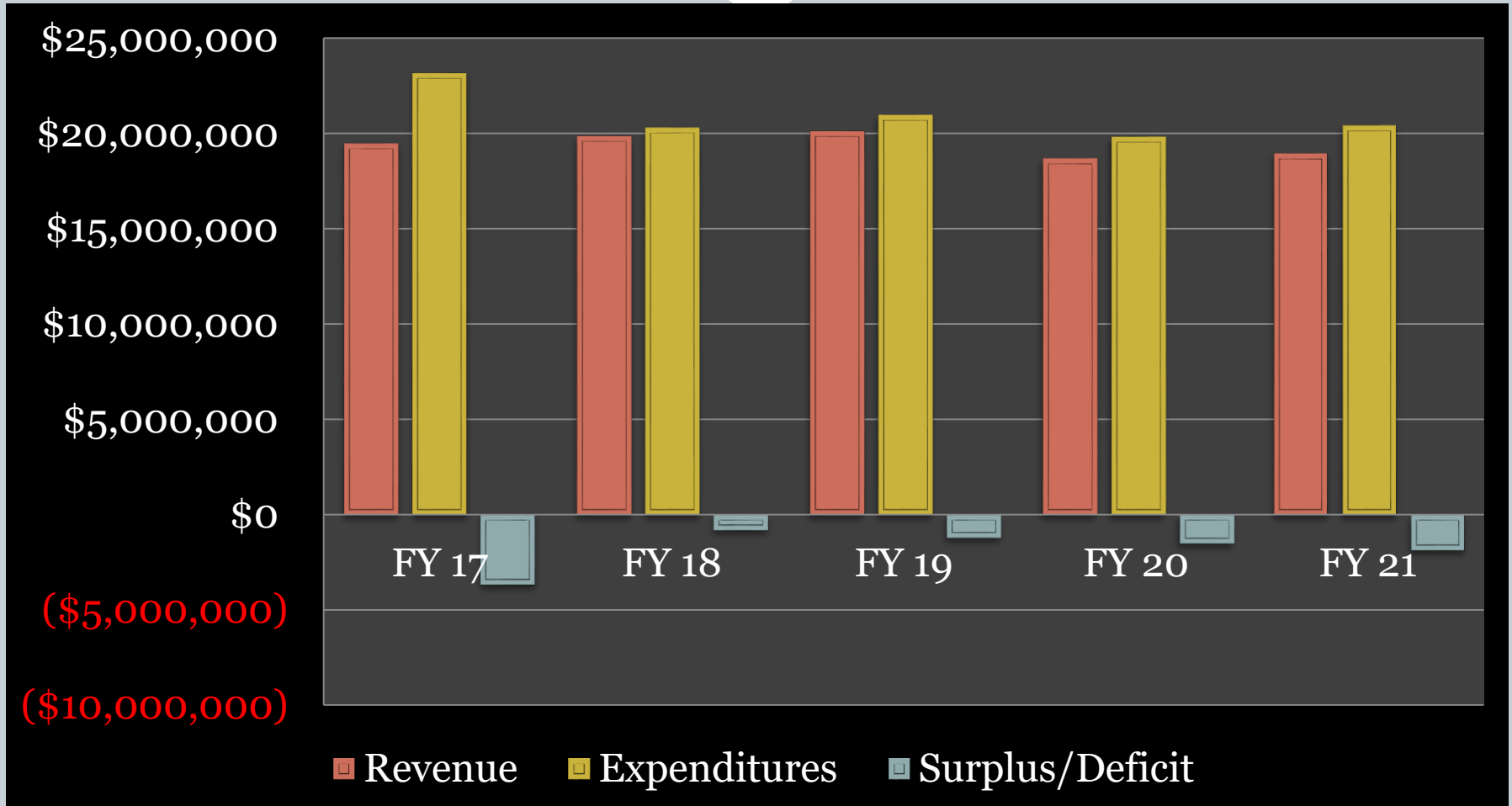
Financial Forecast 2017-2021

Revenue-Expenditures=Fund Balance



Financial Forecast 2017-2021

Revenue-Expenditures=Surplus/Deficit



Financial - Future



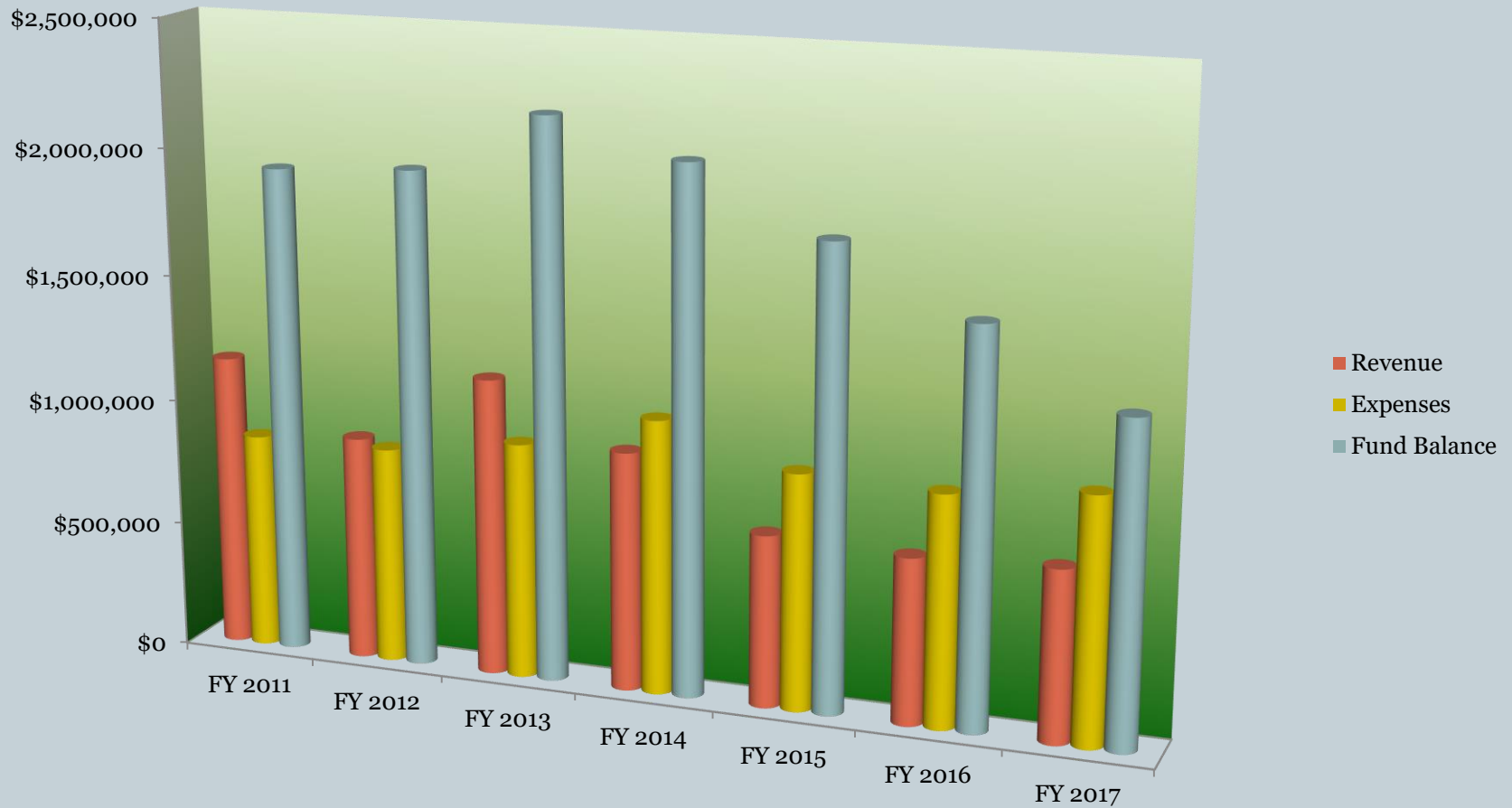
- Expenditures continues to outpace our revenue streams
- Decrease funding from the state of Illinois
- The cost of salaries and benefits continues to increase at greater rate than revenue
- Reduction in Cash on Hand
- Pension Cost Shift
- Property Tax Freeze

Transportation Fund Background



Fiscal Year (FY)	Transportation Fees Over 1.5 mi/Under 1.5 mi	Surplus/Deficit Amount
FY11	\$200/\$375	\$304,347
FY12	\$200/\$375	\$30,918
FY13	\$200/\$375	\$242,405
FY14	Flat Rate \$200	(\$138,166)
FY15	Flat Rate \$150	(\$251,275)
FY16	Flat Rate \$100	(\$256,615)
FY17	Flat Rate \$100	(\$290,122)

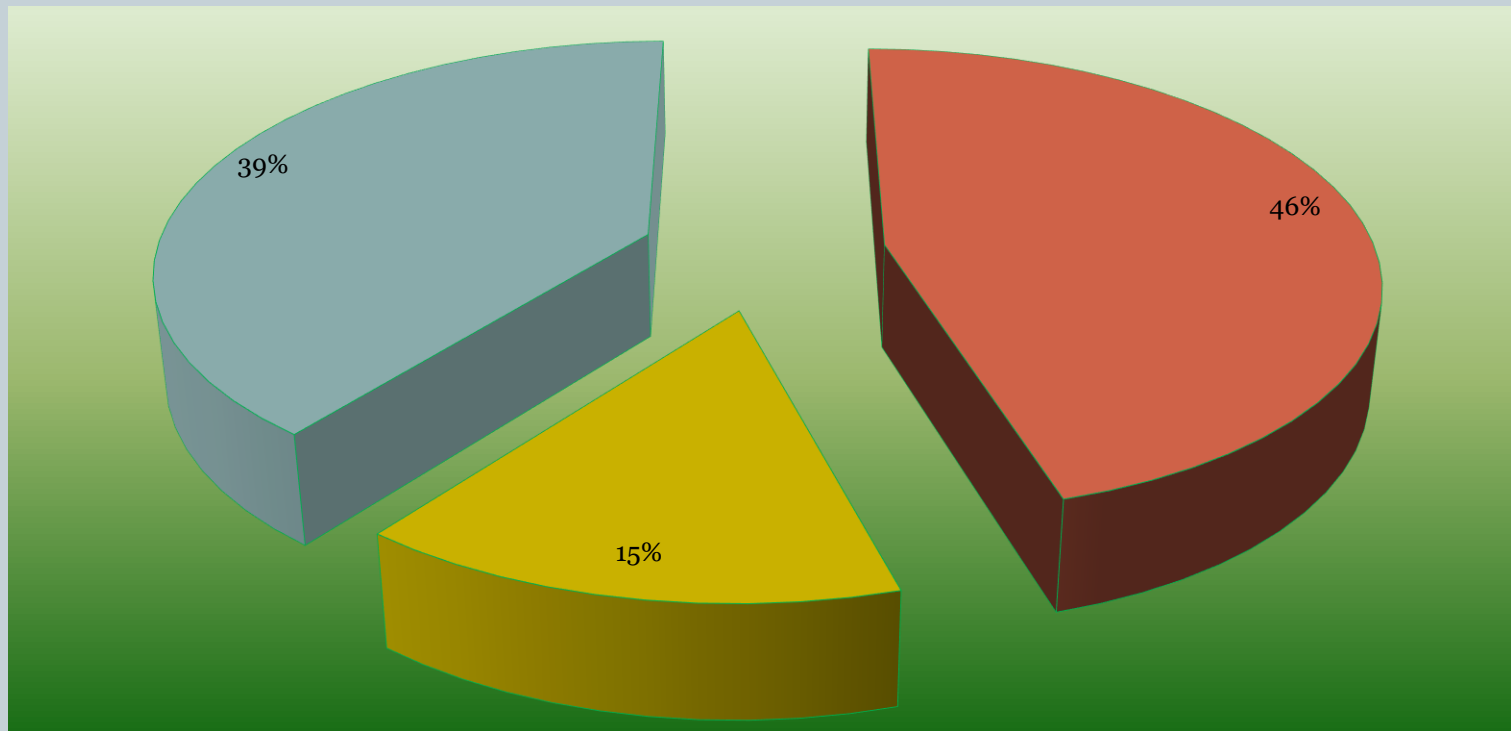
Transportation Revenue, Expense and Fund Balance Historical (2011-2017)



Transportation FY17 Sources of Revenue



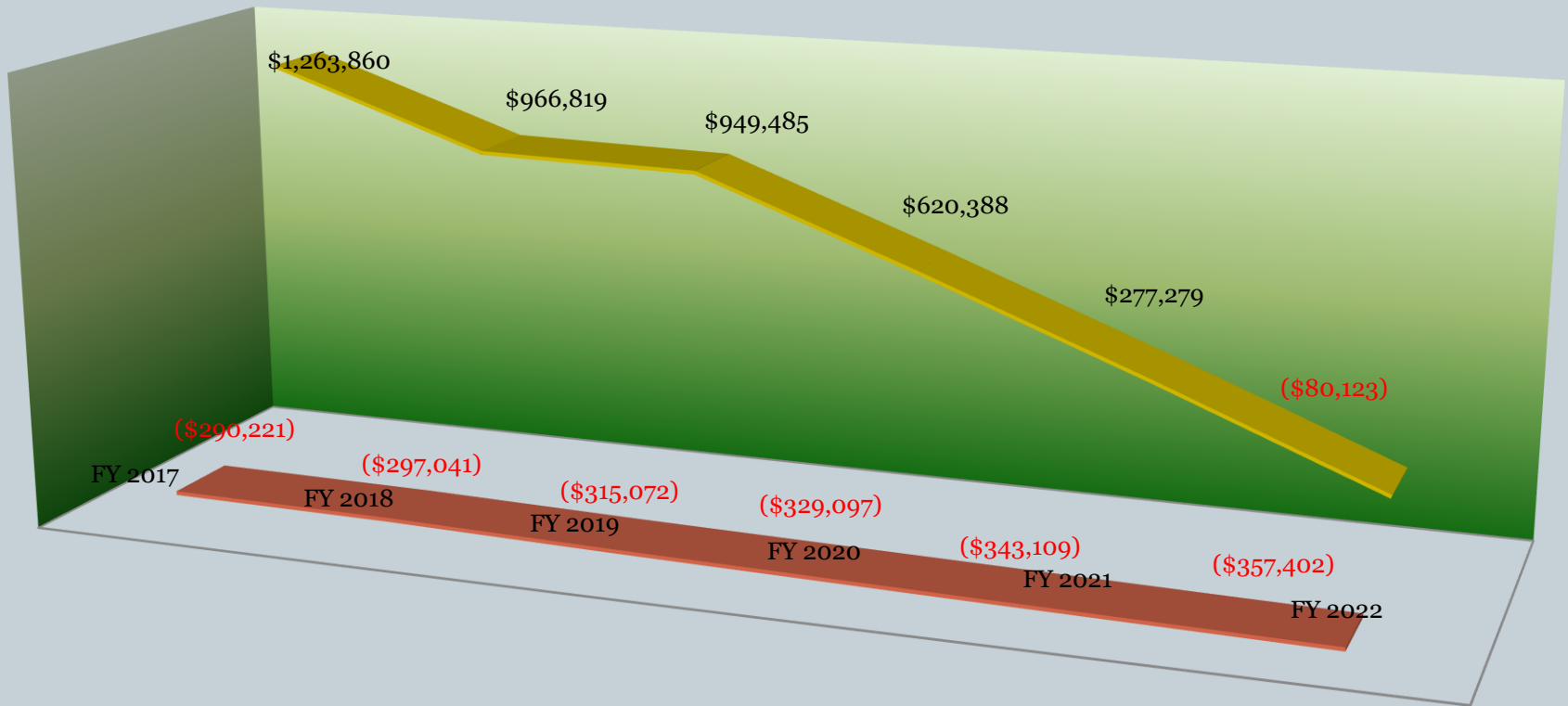
■ Property Taxes ■ Bus Fees ■ State



6 YR Transportation Fund Balance Projections (No Fee Increase)



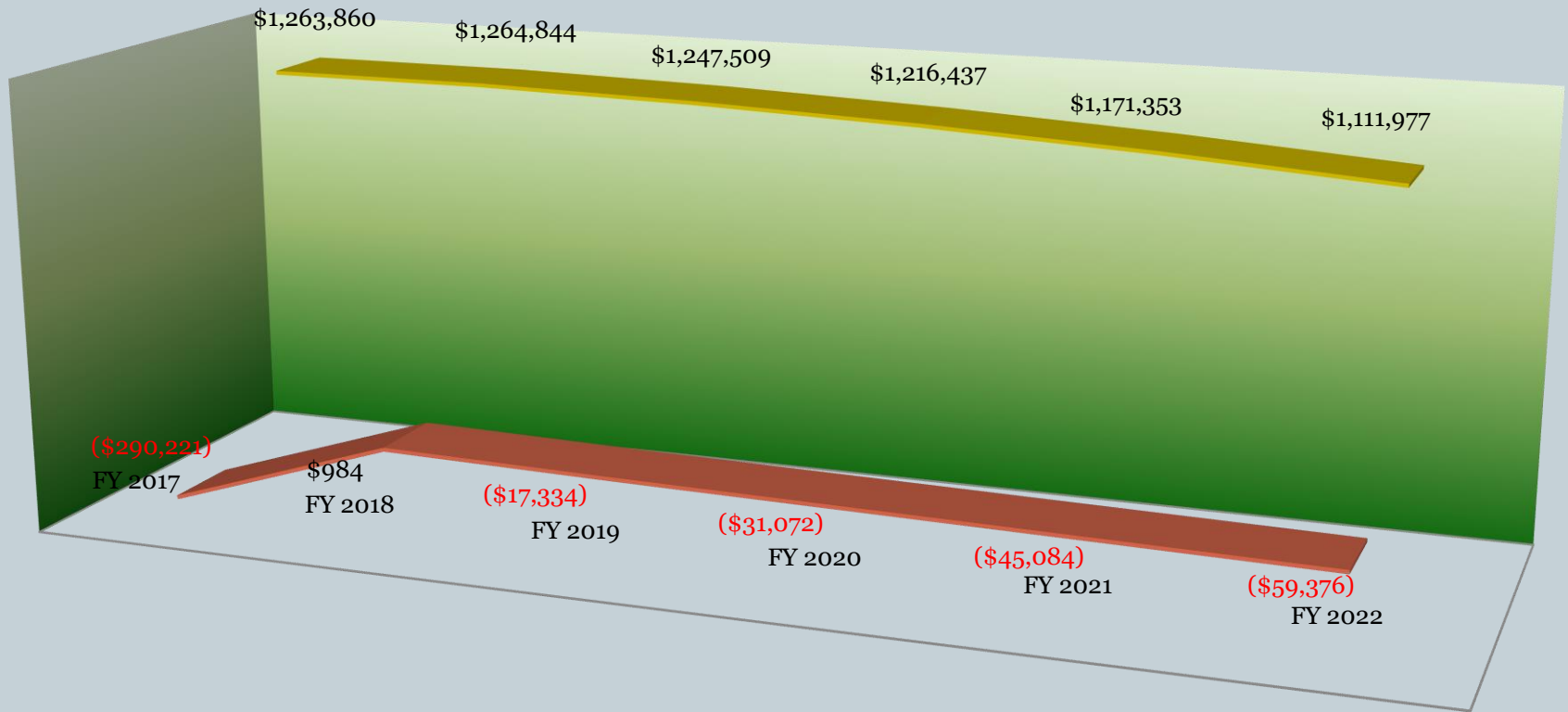
■ Deficit ■ Fund Balance



6YR Transportation Fund Balance Projections (Recommended Fee Increase)



■ Deficit ■ Fund Balance



Registration Fees Background

Fiscal Year (FY)	Registration Fees K/1-3/4-8
FY11	\$140/\$180/\$195
FY12	\$168/\$216/\$234
FY13	\$168/\$216/\$234
FY14	\$168/\$216/\$234
FY15	\$168/\$216/\$234
FY16	\$168/\$216/\$234
FY17	\$168/\$216/\$234
FY18 (Proposed)	\$250 (K-3)/\$275 (4-8) \$25 (Tech Fee K-8)



"Where Children Are The First Priority"

QUESTIONS?