

District Report Card 2017 - 2018

For more detailed information, please visit <http://msrc.mdek12.org>.

Neshoba County School District Mississippi

Grade

B



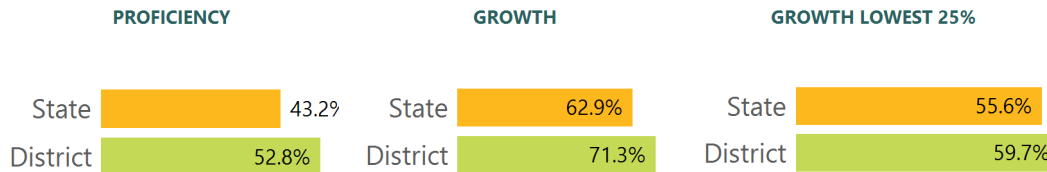
580 East Main Street
Philadelphia, MS 39350
Lundy Brantley
lbrantley@neshobacentral.com

SCHOOL ACCOUNTABILITY GRADE COMPONENTS

Mississippi's accountability system assigns "A" through "F" letter grades for schools and districts. Grades are based on student achievement, student growth, student participation in testing, and other academic measures.

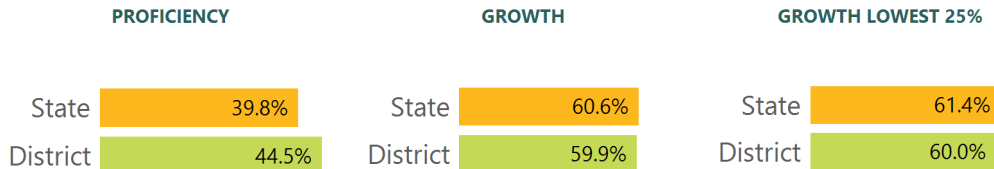
Math

Measurements of student performance on the statewide math assessment.



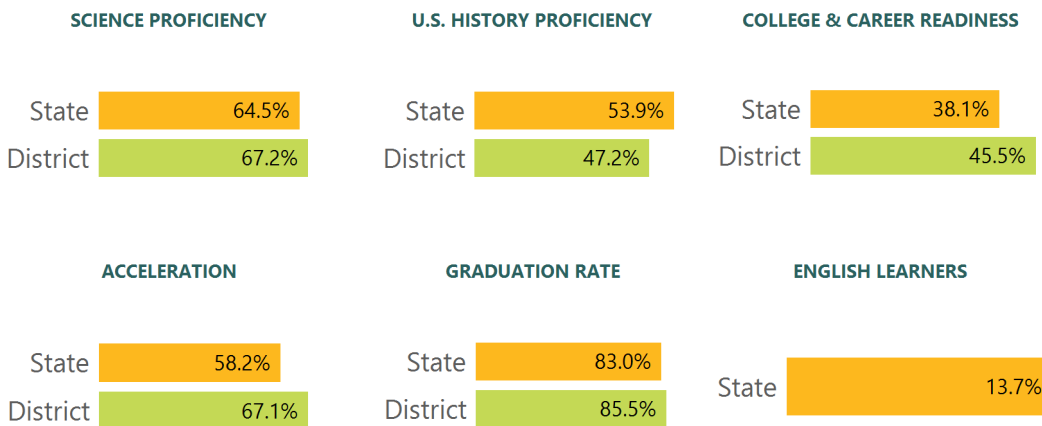
English

Measurements of student performance on the statewide English language arts (ELA) assessment.



Other Measures

Other measurements of student performance that factor into the accountability grade.



TEACHER DATA

193.8

Teachers



87.6%

Experienced Teachers

0.7%

Provisional Teachers

99.8%

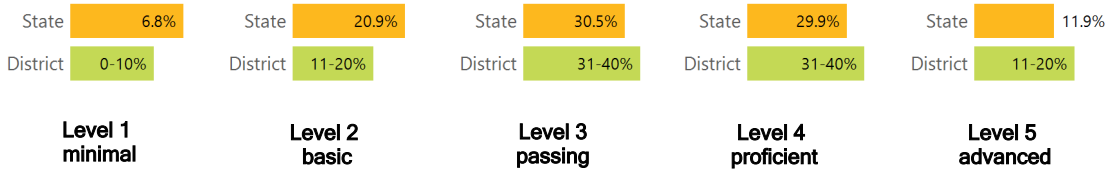
In-field Teachers

DETAILED ASSESSMENT AND OTHER DATA

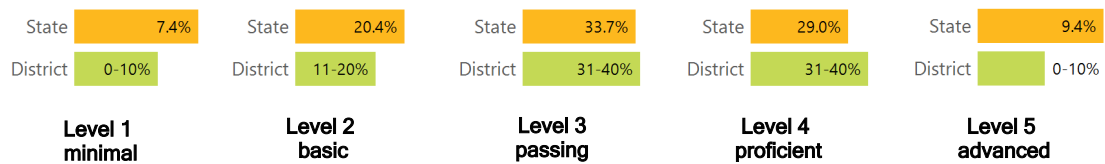
Student Performance

The following information shows each level of student performance on statewide assessments.

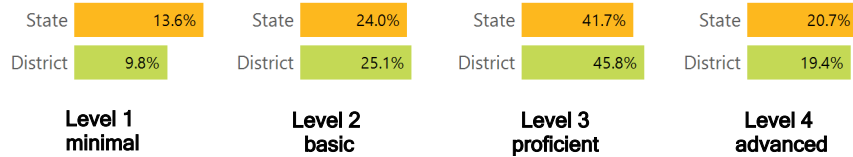
MATH



ENGLISH



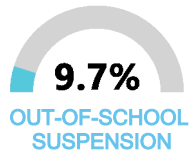
SCIENCE



Assessment Participation



Discipline



190

INCIDENTS OF VIOLENCE

OTHER DATA



22.0%

Chronic Absenteeism



Per-pupil expenditure data will be available in early 2019.

Per-Pupil Expenditure



71.1%

Post-Secondary Enrollment



45.3%

Advanced Course Participation

To access User Guide and see more detailed information, please visit <http://msrc.mdek12.org>.

Last Updated: 09/20/2018.

