

# School Report Card 2017 - 2018

For more detailed information, please visit <http://msrc.mdek12.org>.

## Neshoba Central Elementary School Neshoba County School District

Grade

**A**



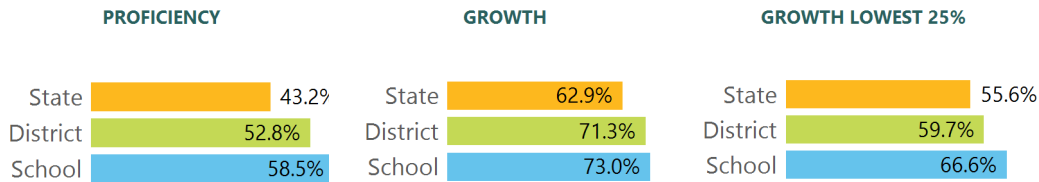
1002 ST FRANCIS DRIVE  
Philadelphia, MS 39350  
Tiffany Plott  
tplott@neshobacentral.com

### SCHOOL ACCOUNTABILITY GRADE COMPONENTS

Mississippi's accountability system assigns "A" through "F" letter grades for schools and districts. Grades are based on student achievement, student growth, student participation in testing, and other academic measures.

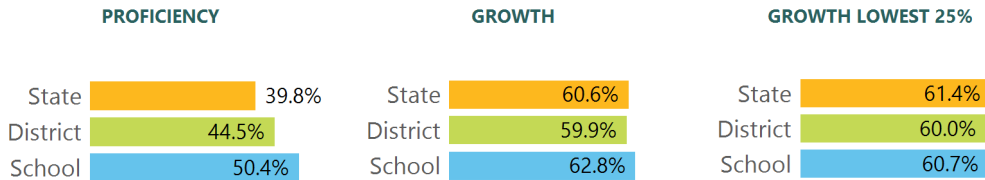
### Math

Measurements of student performance on the statewide math assessment.



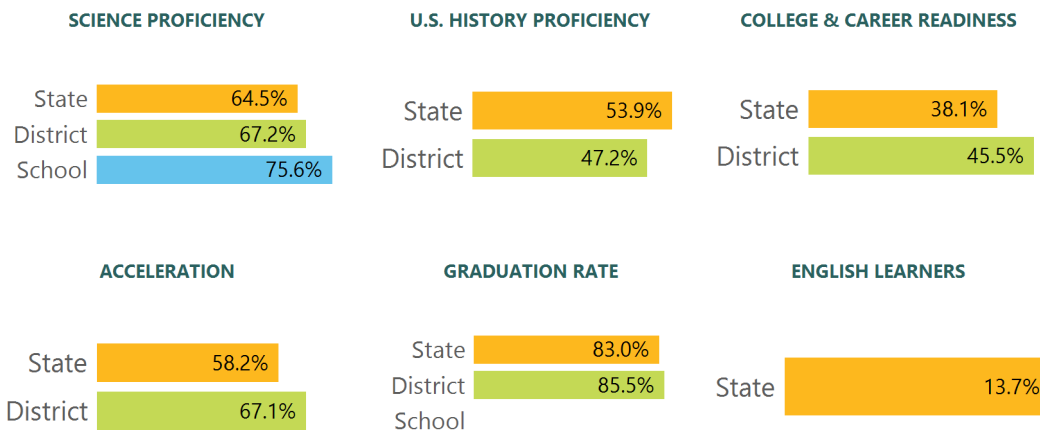
### English

Measurements of student performance on the statewide English language arts (ELA) assessment.



### Other Measures

Other measurements of student performance that factor into the accountability grade.



### TEACHER DATA

**91.8**

Teachers



**84.8%**

Experienced Teachers

**0.0%**

Provisional Teachers

**100.0%**

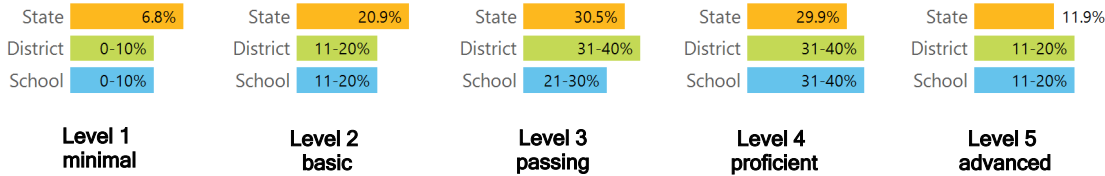
In-field Teachers

DETAILED ASSESSMENT AND OTHER DATA

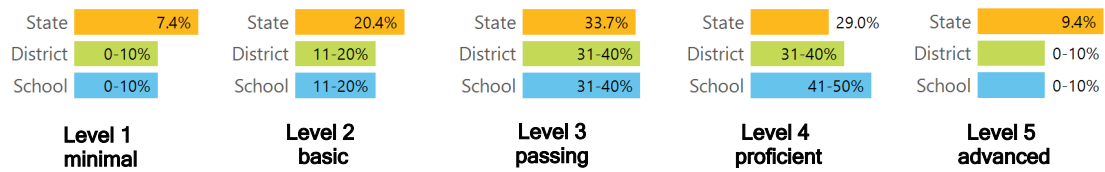
Student Performance

The following information shows each level of student performance on statewide assessments.

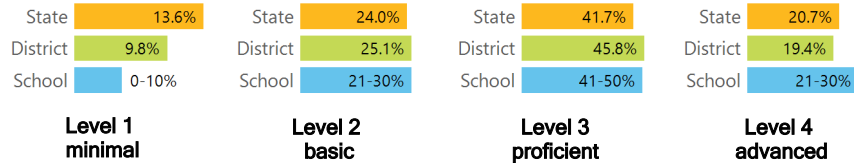
MATH



ENGLISH




SCIENCE



Assessment Participation



Discipline



OTHER DATA



17.6%

Chronic Absenteeism



Per-pupil expenditure data will be available in early 2019.

Per-Pupil Expenditure

To access User Guide and see more detailed information, please visit <http://msrc.mdek12.org>.

Last Updated: 09/20/2018.

