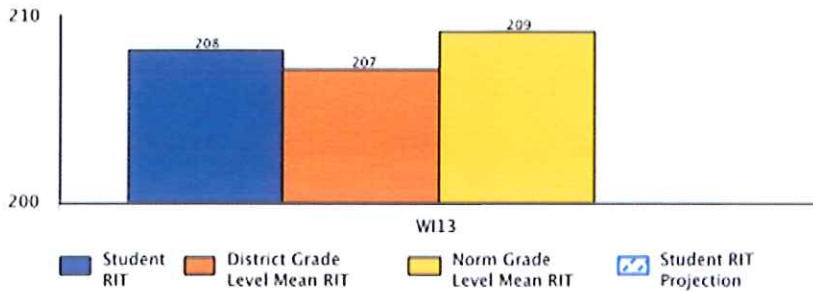


# Student Progress Report

Term Rostered: Winter 2012-2013  
 District: New Milford School District  
 School: [REDACTED]  
 Growth Comparison Period: Fall to Spring

## Mathematics

| Term/Year | Grade      | RIT (+/- Std Err) | RIT Growth | Growth Projection | Percentile Range |
|-----------|------------|-------------------|------------|-------------------|------------------|
| WI13      | [REDACTED] | 206-208-211       |            |                   | 42-48-57         |

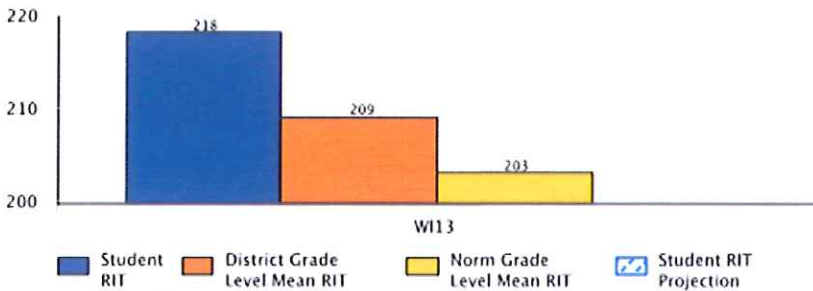


### Mathematics Goals Performance - Winter 2012-2013

|                                   |       |                                   |       |
|-----------------------------------|-------|-----------------------------------|-------|
| Operations and Algebraic Thinking | Avg   | Number and Operations in Base Ten | HiAvg |
| Number & Operations-Fractions     | Avg   | Measurement and Data              | LoAvg |
| Geometry                          | LoAvg |                                   |       |

## Reading

| Term/Year | Grade      | RIT (+/- Std Err) | RIT Growth | Growth Projection | Percentile Range |
|-----------|------------|-------------------|------------|-------------------|------------------|
| WI13      | [REDACTED] | 215-218-222       |            |                   | 60-85-91         |

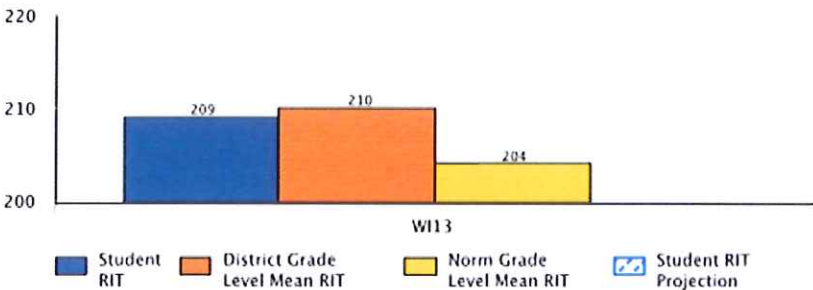


### Reading Goals Performance - Winter 2012-2013

|                                    |          |                    |       |
|------------------------------------|----------|--------------------|-------|
| Literature                         | High     | Informational Text | HiAvg |
| Foundational Skills and Vocabulary | High     |                    |       |
| Lexile® Range                      | 825-975L |                    |       |

## Language Usage

| Term/Year | Grade      | RIT (+/- Std Err) | RIT Growth | Growth Projection | Percentile Range |
|-----------|------------|-------------------|------------|-------------------|------------------|
| WI13      | [REDACTED] | 206-209-212       |            |                   | 55-63-71         |



### Language Usage Goals Performance - Winter 2012-2013

|  |       |   |       |
|--|-------|---|-------|
| Writing: Plan, Organize, Develop, Revise, Research | High  | Language: Understand, Edit for Grammar, Usage | LoAvg |
| Language: Understand, Edit                         |       |   |       |
| Mechanics  | HiAvg |   |       |

Term Rostered: Winter 2012-2013  
 District: New Milford School District  
 School: [REDACTED]  
 Growth Comparison Period: Fall to Spring

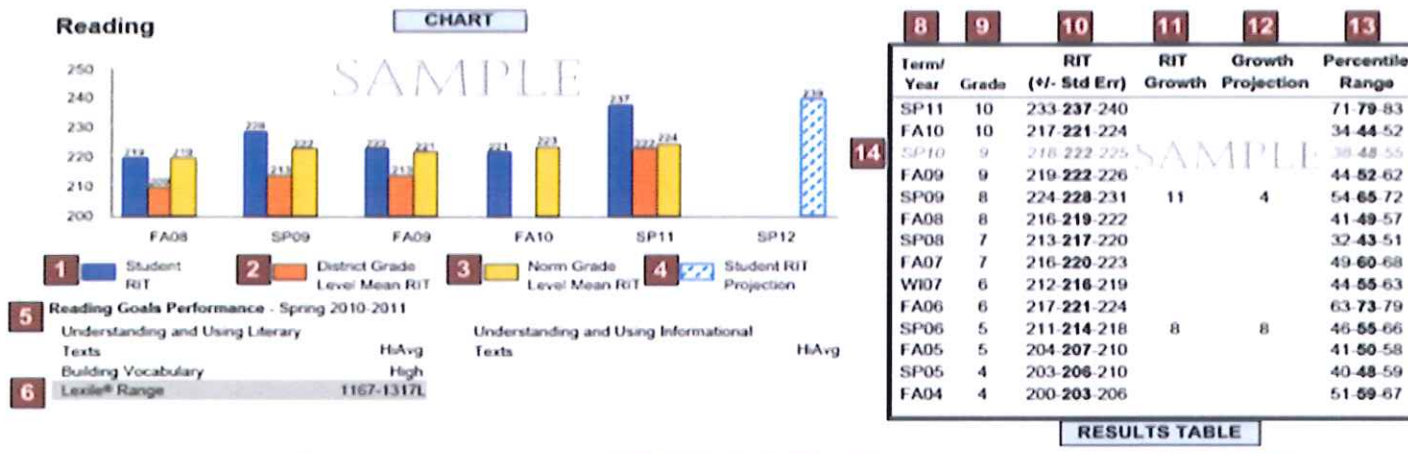
7

## Quick Reference

This report displays current and past RIT scores of a student. RIT stands for Rasch Unit, which is a unit of measure that uses individual test question difficulty values to estimate student achievement.

The RIT is used to measure how "tall" a student is on the curriculum scale and scores can be compared to tell how much growth a student has made, similar to measuring height on a yardstick. This score is independent of the age or grade of the student but reflects the instructional level at which the student is currently performing, helping teachers plan instruction at an appropriate level for the student.

If you have questions about this report, please contact your child's school.



### Chart Legend

- 1 Student RIT** – The student's RIT score on each growth test
- 2 District Grade Level Mean RIT** – The average RIT score for students in the same school district and same grade that were tested at the same time as the student named on this report. Lack of the District Grade Level Mean RIT bar indicates that the RIT is not available due to the district testing window not being closed.
- 3 Norm Grade Level Mean RIT** – The average RIT score for students in the same grade and tested in the same term as observed in the most recent NWEA RIT Scale Norms study. Lack of the Norm Grade Level Mean RIT bar indicates that the RIT is not available due to no norm data being available for that particular grade and/or subject.
- 4 Student RIT Projection** – The projected RIT score of the student for when they take a future test. This projected RIT score is based on the student's actual RIT score in the first term of the Growth Comparison Period and the average RIT growth of students who were in the same grade and tested in the same term as observed in the most recent NWEA RIT Scale Norms\* study.
- 5 Goals Performance** – Each goal area included in the test is listed along with a goal range or descriptive adjective of the student's score. The possible descriptors are Low (percentile < 21), LoAvg (percentile between 21 and 40), Avg (percentile between 41 and 60), HiAvg (percentile between 61 and 80), and High (percentile > 80). An asterisk (\*) is displayed if the goal score was not able to be calculated due to too many items answered incorrectly or too few items available in the RIT range assessed.
- 6 Lexile® Range** – This range appears when the student has taken a reading test. You can use it with online resources to identify appropriately challenging books, periodicals, and other reading material for the student. Lexile® is a trademark of MetaMetrics, Inc.

### Results Table Legend

- 7 Growth Comparison Period** – The terms that define the time frame for which the RIT Growth, Growth Projection and Student RIT Projection value(s) are calculated.
- 8 Term/Year** – The test term (FA=fall, SP=spring, WI=winter, SU=summer) and the year when the student took the test.
- 9 Grade** – Grade of the student when the test was taken.
- 10 RIT** – The middle number is this student's RIT score. The numbers on either side of the RIT score define the score +/- the standard error. If retested soon, the student's score would fall within this range most of the time.
- 11 RIT Growth** – Presents the student's growth in RIT points made between growth tests in the Growth Comparison Period.
- 12 Growth Projection** – The average growth of students who were in the same grade and began the same term at a similar RIT score according to the most recent NWEA RIT Scale Norms\* study.
- 13 Percentile Range** – The number in the middle is this student's percentile rank, or the percentage of students that had a RIT score less than or equal to this student's score according to the most recent NWEA RIT Scale Norms study. The numbers on either side of the percentile rank define the percentile range. If retested soon, this student's percentile rank would be within this range most of the time.
- 14 Non-growth tests** – Tests may be taken from time to time for informational purposes only and are not used to determine student growth. These tests are presented in gray italicized text.

\* The 2011 Normative Data Overview provides an overview of the NWEA RIT Scale Norms Study including the scope of the study, the methodology used, and ways norms can be used by educators.