

Alternative Program for Class-size Reduction Part B2 - GRADE ONE FY17

Return to:

Grades 1 - 6 Alternative

Dana Embro 775-687-9236

bdharwood@doe.nv.gov

FY17 Projections

16-17

Projections Due: May 1, 2016

Date Range

School Year

Nye County School District

School District

Sheena Barnes

Contact Person

775-727-7743

Phone Number

School Name	Percent Low Income	Average Daily Attendance for Quarter	Enrollment Last Day of Quarter	Number of General Fund Teachers*			Number of CSR-Funded Teachers**			Pupil-Teacher Ratio	Classroom Configuration (Number of Classrooms)		
				Full Day Program	Half Day Program	Total	Full Day Program	Half Day Program	Total		Self-Contained	Team Teaching	Other
Amargosa Elementary	79.17%	96%	20	1		1				20:1	1		
Beatty Elementary	86.00%	88%	6	0.5		0.5				6:0.5			1
Duckwater Elementary	0.00%	100%	1	0.16		0.16				1:0.16			1
Floyd Elementary	59.56%	94%	76	2		2	1		1	25.33:1	3		
Gabbs Elementary	50.00%	87%	1	0.4		0.4				1:0.4			1
Hafen Elementary	64.84%	93%	72	1		1	2		2	24:1	3		
JG Johnson Elementary	71.28%	91%	73	4		4				18.25:1	4		
Manse Elementary	61.15%	91%	59	1.5		1.5	1.5		1.5	19.66:1	3		
Round Mountain Elementary	13.24%	87%	21	1		1				21:1	1		
Tonopah Elementary	40.72%	87%	23	2		2				11.5:1	2		
TOTALS													

Alternative Program for Class-size Reduction Part B2 - GRADE TWO FY17

FY17 Projections

School Year **16-17**


Return to: Dana Embro 775-687-9236
bdharwood@doe.nv.gov

Nye County School District
School District

Sheena Barnes
Contact Person

775-727-7743
Phone Number

School Name	Percent Low Income	Average Daily Attendance for Quarter	Enrollment Last Day of Quarter	Number of General Fund Teachers			Number of CSR-Funded Teachers			Pupil-Teacher Ratio	Classroom Configuration (Number of Classrooms)		
				Classroom	*Reading Recovery	Total	Classroom	*Reading Recovery	Total		Self-Contained	Team Teaching	Other
Amargosa Elementary	79.17%	96%	13	1		1				13:1	1		
Beatty Elementary	86.00%	88%	8	0.5		0.5				8:0.5			1
Duckwater Elementary	0.00%	100%	1	0.17		0.17				1:0.17			1
Floyd Elementary	59.56%	94%	71	0.75		0.75	2.25		2.25	23.66:1	3		
Gabbs Elementary	50.00%	87%	2	0.4		0.4				2:0.4			1
Hafen Elementary	64.84%	93%	53	1		1	1		1	26.5:1	2		
JG Johnson Elementary	71.28%	91%	90	2		2	1		1	30:1	3		
Manse Elementary	61.15%	91%	73	2		2	1		1	24.33:1	3		
Round Mountain Elementary	13.24%	87%	21	1		1				21:1	1		
Tonopah Elementary	40.72%	87%	28	2		2				14:1	2		
TOTALS													



FY17 Projections

Alternative Program for Class-size Reduction Part B2 - GRADE THREE FY17

School Year 16-17


Return to: Dana Embro 775-687-9236
bdharwood@doe.nv.gov

Nye County School District
School District

Sheena Barnes
Contact Person

775-727-7743
Phone Number

School Name	Percent Low Income	Average Daily Attendance for Quarter	Enrollment Last Day of Quarter	Number of General Fund Teachers			Number of CSR-Funded Teachers			Pupil-Teacher Ratio	Classroom Configuration (Number of Classrooms)		
				Classroom	*Reading Recovery	Total	Classroom	*Reading Recovery	Total		Self-Contained	Team Teaching	Other
Amargosa Elementary	79.17%	96%	14	1		1			14:1	1			
Beatty Elementary	86.00%	88%	10	0.5		0.5			10:0.5			1	
Duckwater Elementary	0.00%	100%	4	0.17		0.17			4:0.17			1	
Floyd Elementary	59.56%	94%	65	3		3			21.66:1	3			
Gabbs Elementary	50.00%	87%	5	0.4		0.4			5:0.4			1	
Hafen Elementary	64.84%	93%	58	2		2			29:1	2			
JG Johnson Elementary	71.28%	91%	83	2		2	1	1	27.66:1	3			
Manse Elementary	61.15%	91%	82	3.25		3.25	0.75	0.75	20.5:1	4			
Round Mountain Elementary	13.24%	87%	29	2		2			14.5:1	2			
Tonopah Elementary	40.72%	87%	22	1		1			22:1	1			
TOTALS													



FY17 Projections

Alternative Program for Class-size Reduction Part B2 - GRADE FOUR FY17

School Year 16-17


Return to: Dana Embro 775-687-9236
bdharwood@doe.nv.gov

Nye County School District
School District

Sheena Barnes
Contact Person

775-727-7743
Phone Number

School Name	Percent Low Income	Average Daily Attendance for Quarter	Enrollment Last Day of Quarter	Number of General Fund Teachers			Number of CSR-Funded Teachers			Pupil-Teacher Ratio	Classroom Configuration (Number of Classrooms)		
				Classroom	*Reading Recovery	Total	Classroom	*Reading Recovery	Total		Self-Contained	Team Teaching	Other
Amargosa Elementary	79.17%	96%	13	1		1			13:1	1			
Beatty Elementary	86.00%	88%	10	0.5		0.5			10:0.5			1	
Duckwater Elementary	0.00%	100%	1	0.17		0.17			1:0.17			1	
Floyd Elementary	59.56%	94%	65	2		2			32.5:1	2			
Gabbs Elementary	50.00%	87%	1	0.4		0.4			1:0.4			1	
Hafen Elementary	64.84%	93%	56	2		2			28:1	2			
JG Johnson Elementary	71.28%	91%	81	3		3			27:1	3			
Manse Elementary	61.15%	91%	93	3		3			31:1	3			
Round Mountain Elementary	13.24%	87%	20	1		1			20:1	1			
Tonopah Elementary	40.72%	87%	33	1		1			33:1	1			
TOTALS													



FY17 Projections

Alternative Program for Class-size Reduction Part B2 - GRADE FIVE FY17

School Year 16-17

Return to: Dana Embro 775-687-9236
bdharwood@doe.nv.gov

Nye County School District
School District

Sheena Barnes
Contact Person

775-727-7743
Phone Number

School Name	Percent Low Income	Average Daily Attendance for Quarter	Enrollment Last Day of Quarter	Number of General Fund Teachers			Number of CSR-Funded Teachers			Pupil-Teacher Ratio	Classroom Configuration (Number of Classrooms)		
				Classroom	*Reading Recovery	Total	Classroom	*Reading Recovery	Total		Self-Contained	Team Teaching	Other
Amargosa Elementary	79.17%	96%	21	1		1			21:1	1			
Beatty Elementary	86.00%	88%	5	0.5		0.5			5:0.5			1	
Duckwater Elementary	0.00%	100%	1	0.17		0.17			1:0.17			1	
Floyd Elementary	59.56%	94%	63	3		3			21:1	3			
Gabbs Elementary	50.00%	87%	4	0.4		0.4			4:0.4			1	
Hafen Elementary	64.84%	93%	82	3		3			27.33:1	3			
JG Johnson Elementary	71.28%	91%	74	3		3			24.66:1	3			
Manse Elementary	61.15%	91%	80	3		3			26.66:1	3			
Round Mountain Elementary	13.24%	87%	26	1		1			26:1	1			
Tonopah Elementary	40.72%	87%	30	1		1			30:1	1			
TOTALS													

