

Alternative Program for Class-size Reduction Part B2 - GRADE ONE FY18

FY18 Projections

Date Range

17-18

School Year

Projections Due: May 12, 2017

Return to:

775-687-9108

kburton@doe.nv.gov, rtims@doe.nv.gov and nhanson@doe.nv.gov

Grades 1 - 6 Alternative

Nye County School District

School District

Evangelyn Visser

Contact Person

775-727-7743

Phone Number

School Name	Percent Low Income	Average Daily Attendance for Quarter	Enrollment Last Day of Quarter	Number of General Fund Teachers*			Number of CSR-Funded Teachers**			Pupil-Teacher Ratio	Classroom Configuration (Number of Classrooms)		
				Full Day Program	Half Day Program	Total	Full Day Program	Half Day Program	Total		Self-Contained	Team Teaching	Other
Amargosa Elementary	70.48%	95.55%	14	1		1				14:1	1		
Beatty Elementary	71.93%	91.35%	10	0.5		0.5				10:0.5			1 K-1 Combo
Duckwater Elementary	0.00%	95.14%	2	0.16		0.16				2:0.16			1 K-8 Combo
Floyd Elementary	66.44%	94.61%	73	2		2	1		1	24.33:1	3		
Gabbs Elementary	27.27%	80.61%	2	0.16		0.16				2:0.16			1 K-8 Combo
Hafen Elementary	68.03%	93.35%	60	1		1	2		2	20:1	3		
JG Johnson Elementary	72.17%	92.65%	78	3		3				26:1	3		
Manse Elementary	60.35%	92.11%	69	2.75		2.75	1.25		1.25	17.25:1	4		
Round Mountain Elementary	19.15%	93.22%	23	1		1				23:1	1		
Tonopah Elementary	40.96%	92.56%	36	2		2				18:1	2		
TOTALS													

**Alternative Program for Class-size Reduction Part B2 - GRADE TWO FY18
17-18**

FY18 Projections

Return to: 775-687-9108

School Year

kburton@doe.nv.gov, rtims@doe.nv.gov and nhanson@doe.nv.gov


Nye County School District
School District

Evangelyn Visser
Contact Person

775-727-7743
Phone Number

School Name	Percent Low Income	Average Daily Attendance for Quarter	Enrollment Last Day of Quarter	Number of General Fund Teachers			Number of CSR-Funded Teachers			Pupil-Teacher Ratio	Classroom Configuration (Number of Classrooms)		
				Classroom	*Reading Recovery	Total	Classroom	*Reading Recovery	Total		Self-Contained	Team Teaching	Other
Amargosa Elementary	70.48%	95.55%	23	1		1				23:1	1		
Beatty Elementary	71.93%	91.35%	9	0.5		0.5				9:0.5			1
Duckwater Elementary	0.00%	95.14%	1	0.17		0.17				1:0.17			1
Floyd Elementary	66.44%	94.61%	79	1		1	2		2	26.33:1	3		
Gabbs Elementary	27.27%	80.61%	1	0.17		0.17				1:0.17			1
Hafen Elementary	68.03%	93.35%	65	1		1	1		1	32.5:1	2		
JG Johnson Elementary	72.17%	92.65%	62	2.75		2.75	1.25		1.25	15.5:1	4		
Manse Elementary	60.35%	92.11%	58	2		2	1		1	19.33:1	3		
Round Mountain Elementary	19.15%	93.22%	26	2		2				13:1	2		
Tonopah Elementary	40.96%	92.56%	21	1		1				21:1	1		
TOTALS													

2-3 Combo
K-8 Combo
K-8 Combo



FY18 Projections

Alternative Program for Class-size Reduction Part B2 - GRADE THREE FY18
17-18

Return to: 775-687-9108

School Year

kburton@doe.nv.gov, rtims@doe.nv.gov and nhanson@doe.nv.gov

Nye County School District

Evangelyn Visser

775-727-7743


School District

Contact Person

Phone Number

School Name	Percent Low Income	Average Daily Attendance for Quarter	Enrollment Last Day of Quarter	Number of General Fund Teachers			Number of CSR-Funded Teachers			Pupil-Teacher Ratio	Classroom Configuration (Number of Classrooms)		
				Classroom	*Reading Recovery	Total	Classroom	*Reading Recovery	Total		Self-Contained	Team Teaching	Other
Amargosa Elementary	70.48%	95.55%	18	1		1				18:1	1		
Beatty Elementary	71.93%	91.35%	11	0.5		0.5				11:0.5			1
Duckwater Elementary	0.00%	95.14%	2	0.17		0.17				2:0.17			1
Floyd Elementary	66.44%	94.61%	76	3		3				25.33:1	3		
Gabbs Elementary	27.27%	80.61%	1	0.17		0.17				1:0.17			1
Hafen Elementary	68.03%	93.35%	63	3		3				21:1	3		
JG Johnson Elementary	72.17%	92.65%	84	2		2	1		1	28:1	3		
Manse Elementary	60.35%	92.11%	77	2.75		2.75	0.25		0.25	25.66:1	3		
Round Mountain Elementary	19.15%	93.22%	19	1		1				19:1	1		
Tonopah Elementary	40.96%	92.56%	30	2		2				15:1	2		
Warm Springs Elementary	0.00%	90.00%	2	1		1				2:1	1		
TOTALS													

2-3 Combo
K-8 Combo
K-8 Combo
3-4 Combo



FY18 Projections

Alternative Program for Class-size Reduction Part B2 - GRADE FOUR FY18
17-18

Return to: 775-687-9108

School Year

kburton@doe.nv.gov, rtims@doe.nv.gov and nhanson@doe.nv.gov

Nye County School District

Evangelyn Visser


775-727-7743

School District

Contact Person

Phone Number

School Name	Percent Low Income	Average Daily Attendance for Quarter	Enrollment Last Day of Quarter	Number of General Fund Teachers			Number of CSR-Funded Teachers			Pupil-Teacher Ratio	Classroom Configuration (Number of Classrooms)		
				Classroom	*Reading Recovery	Total	Classroom	*Reading Recovery	Total		Self-Contained	Team Teaching	Other
Amargosa Elementary	70.48%	95.55%	14	1		1				14:1	1		
Beatty Elementary	71.93%	91.35%	9	0.5		0.5				9:0.5			1
Duckwater Elementary	0.00%	95.14%	4	0.17		0.17				4:0.17			1
Floyd Elementary	66.44%	94.61%	72	3		3				24:1	3		
Gabbs Elementary	27.27%	80.61%	4	0.17		0.17				4:0.17			1
Hafen Elementary	68.03%	93.35%	64	2		2				32:1	2		
JG Johnson Elementary	72.17%	92.65%	72	3		3				24:1	3		
Manse Elementary	60.35%	92.11%	82	3		3				27.33:1	3		
Pathways Elementary	50.00%	94.90%	1	0.13		0.13				1:0.13			1
Round Mountain Elementary	19.15%	93.22%	23	1		1				23:1	1		
Tonopah Elementary	40.96%	92.56%	18	1		1				18:1	1		
Warm Springs Elementary	0.00%	90.00%	1	0.5		0.5				1:0.5			1
TOTALS													



FY18 Projections

Alternative Program for Class-size Reduction Part B2 - GRADE FIVE FY18
17-18

Return to: 775-687-9108

School Year

kburton@doe.nv.gov, rtims@doe.nv.gov and nhanson@doe.nv.gov

Nye County School District

Evangelyn Visser

775-727-7743

School District

Contact Person

Phone Number

School Name	Percent Low Income	Average Daily Attendance for Quarter	Enrollment Last Day of Quarter	Number of General Fund Teachers			Number of CSR-Funded Teachers			Pupil-Teacher Ratio	Classroom Configuration (Number of Classrooms)		
				Classroom	*Reading Recovery	Total	Classroom	*Reading Recovery	Total		Self-Contained	Team Teaching	Other
Amargosa Elementary	70.48%	95.55%	15	1		1				15:1	1		
Beatty Elementary	71.93%	91.35%	9	0.5		0.5				9:0.5			1
Duckwater Elementary	0.00%	95.14%	1	0.17		0.17				1:0.17			1
Floyd Elementary	66.44%	94.61%	74	3		3				24.66:1	3		
Gabbs Elementary	27.27%	80.61%	2	0.17		0.17				2:0.17			1
Hafen Elementary	68.03%	93.35%	58	2		2				29:1	2		
JG Johnson Elementary	72.17%	92.65%	81	3		3				27:1	3		
Manse Elementary	60.35%	92.11%	88	3		3				29.33:1	3		
Round Mountain Elementary	19.15%	93.22%	23	1		1	1		1	11.5:1	2		
Tonopah Elementary	40.96%	92.56%	33	1		1	1		1	16.5:1	2		
TOTALS													

4-5 Combo
K-8 Combo
K-8 Combo

