

Alternative Program for Class-size Reduction Part B2 - KINDERGARTEN FY16

Return to: Grades K - 6 Alternative

7/1/15 - 9/30/15

Quarter Date Range

1

Quarter for report

First Quarter: July 1 – September 30 **Due: November 1, 2015**

Second Quarter: October 1 – December 31 **Due: February 1, 2016**

Third Quarter: January 1 – March 31 **Due: May 1, 2016**

Fourth Quarter: April 1 – June 30 **Due: August 1, 2016**

Dana Embro 775-687-9236

bdharwood@doe.nv.gov

Nye County School District

School District

Sheena Barnes

Contact Person

775-727-7743

Phone Number

School Name	Percent Low Income	Average Daily Attendance for Quarter	Enrollment Last Day of Quarter	Number of General Fund Teachers*			Number of CSR-Funded Teachers**			Pupil-Teacher Ratio	Classroom Configuration (Number of Classrooms)		
				Full Day Program	Half Day Program	Total	Full Day Program	Half Day Program	Total		Self-Contained	Team Teaching	Other
Amargosa Elementary	79.38	97%	21				1		1	21:1	1		
Beatty Elementary	84.62	94%	9				0.5		0.5	9:0.5			1
Duckwater Elementary	0.00	96%	1				0.16		0.16	1:0.16			1
Floyd Elementary	57.88	96%	68				3		3	22.66:1	3		
Gabbs Elementary	46.15	94%	1				0.2		0.2	1:0.2			1
Hafen Elementary	59.36	93%	71				3		3	23.66:1	3		
JG Johnson Elementary	62.26	93%	76				4		4	19:1	4		
Manse Elementary	56.42	94%	58				4		4	14.5:1	4		
Round Mountain Elementary	7.09	94%	25				1		1	25:1	1		
Tonopah Elementary	38.29	92%	25				2		2	12.5:1	2		
TOTALS													

* Revision: The number of Kindergarten teachers reported by full-time equivalent, who teach in full day Kindergarten programs separated from the number of teachers who teach half day Kindergarten programs.

Alternative Program for Class-size Reduction Part B2 - GRADE ONE FY16

7/1/15 - 9/30/15

Quarter: 1

Return to: Dana Embro 775-687-9236


bdharwood@doe.nv.gov

Nye County School District
School District

Sheena Barnes
Contact Person

775-727-7743
Phone Number

School Name	Percent Low Income	Average Daily Attendance for Quarter	Enrollment Last Day of Quarter	Number of General Fund Teachers			Number of CSR-Funded Teachers			Pupil-Teacher Ratio	Classroom Configuration (Number of Classrooms)		
				Classroom	*Reading Recovery	Total	Classroom	*Reading Recovery	Total		Self-Contained	Team Teaching	Other
Amargosa Elementary	79.38	97%	14	1		1				14:1	1		
Beatty Elementary	84.62	94%	7	0.5		0.5				7:0.5			1
Duckwater Elementary	0.00	96%	1	0.16		0.16				1:0.16			1
Floyd Elementary	57.88	96%	71	2		2	1		1	23.66:1	3		
Gabbs Elementary	46.15	94%	2	0.4		0.4				2:0.4			1
Hafen Elementary	59.36	93%	60	1		1	2		2	20:1	3		
JG Johnson Elementary	62.26	93%	83	4		4				20.75:1	4		
Manse Elementary	56.42	94%	76	1.5		1.5	1.5		1.5	25.33:1	3		
Round Mountain Elementary	7.09	94%	21	2		2				10.5:1	2		
Tonopah Elementary	38.29	92%	32	2		2				16:1	2		
TOTALS													



Alternative Program for Class-size Reduction Part B2 - GRADE TWO FY16

7/1/15 - 9/30/15

Quarter: 1

Return to: Dana Embro 775-687-9236

bdharwood@doe.nv.gov

Nye County School District

Sheena Barnes


775-727-7743

School District

Contact Person

Phone Number

School Name	Percent Low Income	Average Daily Attendance for Quarter	Enrollment Last Day of Quarter	Number of General Fund Teachers			Number of CSR-Funded Teachers			Pupil-Teacher Ratio	Classroom Configuration (Number of Classrooms)		
				Classroom	*Reading Recovery	Total	Classroom	*Reading Recovery	Total		Self-Contained	Team Teaching	Other
Amargosa Elementary	79.38	97%	15	1		1				15:1	1		
Beatty Elementary	84.62	94%	11	0.5		0.5				11:0.5			1
Duckwater Elementary	0.00	96%	4	0.17		0.17				4:0.17			1
Floyd Elementary	57.88	96%	65	0.75		0.75	2.25		2.25	21.66:1	3		
Gabbs Elementary	46.15	94%	5	0.4		0.4				5:0.4			1
Hafen Elementary	59.36	93%	56	1		1	1		1	28:1	2		
JG Johnson Elementary	62.26	93%	85	2		2	1		1	28.33:1	3		
Manse Elementary	56.42	94%	73	2		2	1		1	24.33:1	3		
Round Mountain Elementary	7.09	94%	31	2		2				15.5:1	2		
Tonopah Elementary	38.29	92%	21	1		1				21:1	1		
TOTALS													



Alternative Program for Class-size Reduction Part B2 - GRADE THREE FY16

7/1/15 - 9/30/15

Quarter: 1

Return to: Dana Embro 775-687-9236

bdharwood@doe.nv.gov

Nye County School District

Sheena Barnes


775-727-7743

School District

Contact Person

Phone Number

School Name	Percent Low Income	Average Daily Attendance for Quarter	Enrollment Last Day of Quarter	Number of General Fund Teachers			Number of CSR-Funded Teachers			Pupil-Teacher Ratio	Classroom Configuration (Number of Classrooms)		
				Classroom	*Reading Recovery	Total	Classroom	*Reading Recovery	Total		Self-Contained	Team Teaching	Other
Amargosa Elementary	79.38	97%	14	1		1				14:1	1		
Beatty Elementary	84.62	94%	9	0.5		0.5				9:0.5			1
Duckwater Elementary	0.00	96%	1	0.17		0.17				1:0.17			1
Floyd Elementary	57.88	96%	65	3		3				21.66:1	3		
Gabbs Elementary	46.15	94%	1	0.4		0.4				1:0.4			1
Hafen Elementary	59.36	93%	52	2		2				26:1	2		
JG Johnson Elementary	62.26	93%	81	2		2	1		1	27:1	3		
Manse Elementary	56.42	94%	98	2.25		2.25	0.75		0.75	32.66:1	3		
Round Mountain Elementary	7.09	94%	19	1		1				19:1	1		
Tonopah Elementary	38.29	92%	33	2		2				16.5:1	2		
TOTALS													



Alternative Program for Class-size Reduction Part B2 - GRADE FOUR FY16

7/1/15 - 9/30/15

Quarter: 1

Return to: Dana Embro 775-687-9236
bdharwood@doe.nv.gov

Nye County School District

Sheena Barnes


775-727-7743

School District

Contact Person

Phone Number

School Name	Percent Low Income	Average Daily Attendance for Quarter	Enrollment Last Day of Quarter	Number of General Fund Teachers			Number of CSR-Funded Teachers			Pupil-Teacher Ratio	Classroom Configuration (Number of Classrooms)		
				Classroom	*Reading Recovery	Total	Classroom	*Reading Recovery	Total		Self-Contained	Team Teaching	Other
Amargosa Elementary	79.38	97%	17	1		1				17:1	1		
Beatty Elementary	84.62	94%	5	0.5		0.5				5:0.5			1
Duckwater Elementary	0.00	96%	2	0.17		0.17				2:0.17			1
Floyd Elementary	57.88	96%	65	2		2				32.5:1	2		
Gabbs Elementary	46.15	94%	4	0.4		0.4				4:0.4			1
Hafen Elementary	59.36	93%	72	3		3				24:1	3		
JG Johnson Elementary	62.26	93%	71	3		3				23.66:1	3		
Manse Elementary	56.42	94%	82	3		3				27.33:1	3		
Round Mountain Elementary	7.09	94%	26	1		1				26:1	1		
Tonopah Elementary	38.29	92%	33	1		1				33:1	1		
TOTALS													



Alternative Program for Class-size Reduction Part B2 - GRADE FIVE FY16

7/1/15 - 9/30/15

Quarter: 1

Return to: Dana Embro 775-687-9236

bdharwood@doe.nv.gov

Nye County School District

Sheena Barnes


775-727-7743

School District

Contact Person

Phone Number

School Name	Percent Low Income	Average Daily Attendance for Quarter	Enrollment Last Day of Quarter	Number of General Fund Teachers			Number of CSR-Funded Teachers			Pupil-Teacher Ratio	Classroom Configuration (Number of Classrooms)		
				Classroom	*Reading Recovery	Total	Classroom	*Reading Recovery	Total		Self-Contained	Team Teaching	Other
Amargosa Elementary	79.38	97%	16	1		1				16:1	1		
Beatty Elementary	84.62	94%	11	0.5		0.5				1:0.5			1
Floyd Elementary	57.88	96%	72	3		3				27.33:1	3		
Hafen Elementary	59.36	93%	63	2		2				31.5:1	2		
JG Johnson Elementary	62.26	93%	81	3		3				27:1	3		
Manse Elementary	56.42	94%	88	3		3				29.33:1	3		
Round Mountain Elementary	7.09	94%	19	1		1				19:1	1		
Tonopah Elementary	38.29	92%	31	1		1				31:1	1		
TOTALS													



Alternative Program for Class-size Reduction Part B2 - GRADE Six FY16

7/1/15 - 9/30/15

Quarter: 1

Return to: Dana Embro 775-687-9236

bdharwood@doe.nv.gov

Nye County School District

Sheena Barnes

775-727-7743

School District

Contact Person

Phone Number

School Name	Percent Low Income	Average Daily Attendance for Quarter	Enrollment Last Day of Quarter	Number of General Fund Teachers			Number of CSR-Funded Teachers			Pupil-Teacher Ratio	Classroom Configuration (Number of Classrooms)		
				Classroom	*Reading Recovery	Total	Classroom	*Reading Recovery	Total		Self-Contained	Team Teaching	Other
Amargosa Middle	86.67	95%	15	3		3				5:1	1		
Beatty Middle	87.50	96%	8	1		1				8:1	1		
Duckwater Middle	0.00	90%	2	0.17		0.17				2:0.17			1
Gabbs Middle	75.00	98%	4	2		2				2:1	2		
Pathways Middle	0.00	89%	7	1		1				7:1	1		
Rosemary Clarke Middle	72.24	96%	317	8		8				39.63:1	8		
Round Mountain Middle	10.00	97%	20	2		2				10:1	2		
Tonopah Middle	50.00	91%	28	3		3				9.33:1	3		
TOTALS													

