

Alternative Program for Class-size Reduction Part B2 - KINDERGARTEN FY16

Return to: Grades K - 6 Alternative

10/1/15 - 12/31/15
Quarter Date Range

2
Quarter for report

First Quarter: July 1 – September 30 **Due: November 1, 2015**

Second Quarter: October 1 – December 31 **Due: February 1, 2016**

Third Quarter: January 1 – March 31 **Due: May 1, 2016**

Fourth Quarter: April 1 – June 30 **Due: August 1, 2016**

Dana Embro 775-687-9236

bdharwood@doe.nv.gov

Nye County School District
School District

Sheena Barnes
Contact Person

775-727-7743
Phone Number

School Name	Percent Low Income	Average Daily Attendance for Quarter	Enrollment Last Day of Quarter	Number of General Fund Teachers*			Number of CSR-Funded Teachers**			Pupil-Teacher Ratio	Classroom Configuration (Number of Classrooms)		
				Full Day Program	Half Day Program	Total	Full Day Program	Half Day Program	Total		Self-Contained	Team Teaching	Other
Amargosa Elementary	80.00%	95%	20				1		1	20:1	1		
Beatty Elementary	87.50%	90%	6				0.5		0.5	6:0.5			1
Duckwater Elementary	0.00%	99%	1				0.16		0.16	1:0.16			1
Floyd Elementary	59.51%	93%	73				3		3	24.33:1	3		
Gabbs Elementary	50.00%	95%	1				0.2		0.2	1:0.2			1
Hafen Elementary	62.37%	92%	70				3		3	23.33:1	3		
JG Johnson Elementary	67.51%	91%	73				4		4	18.25:1	4		
Manse Elementary	59.58%	91%	59				4		4	14.75:1	4		
Round Mountain Elementary	10.07%	93%	22				1		1	22:1	1		
Tonopah Elementary	40.94%	90%	25				2		2	12.5:1	2		
TOTALS													

* Revision: The number of Kindergarten teachers reported by full-time equivalent, who teach in full day Kindergarten programs separated from the number of teachers who teach half day Kindergarten programs.

Alternative Program for Class-size Reduction Part B2 - GRADE ONE FY16

10/1/15 - 12/31/15

Quarter: 2

Return to: Dana Embro 775-687-9236


bdharwood@doe.nv.gov

Nye County School District
School District

Sheena Barnes
Contact Person

775-727-7743
Phone Number

School Name	Percent Low Income	Average Daily Attendance for Quarter	Enrollment Last Day of Quarter	Number of General Fund Teachers			Number of CSR-Funded Teachers			Pupil-Teacher Ratio	Classroom Configuration (Number of Classrooms)		
				Classroom	*Reading Recovery	Total	Classroom	*Reading Recovery	Total		Self-Contained	Team Teaching	Other
Amargosa Elementary	80.00%	95%	15	1		1				15:1	1		
Beatty Elementary	87.50%	90%	7	0.5		0.5				7:0.5			1
Duckwater Elementary	0.00%	99%	1	0.16		0.16				1:0.16			1
Floyd Elementary	59.51%	93%	70	2		2	1		1	23.33:1	3		
Gabbs Elementary	50.00%	95%	3	0.4		0.4				3:0.4			1
Hafen Elementary	62.37%	92%	55	1		1	2		2	18.33:1	3		
JG Johnson Elementary	67.51%	91%	90	4		4				22.5:1	4		
Manse Elementary	59.58%	91%	73	1.5		1.5	1.5		1.5	24.33:1	3		
Round Mountain Elementary	10.07%	93%	22	2		2				11:1	2		
Tonopah Elementary	40.94%	90%	29	2		2				14.5:1	2		
TOTALS													



10/1/15 - 12/31/15

Alternative Program for Class-size Reduction Part B2 - GRADE TWO FY16

Quarter: 2

Return to: Dana Embro 775-687-9236

bdharwood@doe.nv.gov

Nye County School District

Sheena Barnes


775-727-7743

School District

Contact Person

Phone Number

School Name	Percent Low Income	Average Daily Attendance for Quarter	Enrollment Last Day of Quarter	Number of General Fund Teachers			Number of CSR-Funded Teachers			Pupil-Teacher Ratio	Classroom Configuration (Number of Classrooms)		
				Classroom	*Reading Recovery	Total	Classroom	*Reading Recovery	Total		Self-Contained	Team Teaching	Other
Amargosa Elementary	80.00%	95%	14	1		1				14:1	1		
Beatty Elementary	87.50%	90%	10	0.5		0.5				10:0.5			1
Duckwater Elementary	0.00%	99%	4	0.17		0.17				4:0.17			1
Floyd Elementary	59.51%	93%	62	0.75		0.75	2.25		2.25	20.66:1	3		
Gabbs Elementary	50.00%	95%	5	0.4		0.4				5:0.4			1
Hafen Elementary	62.37%	92%	56	1		1	1		1	28:1	2		
JG Johnson Elementary	67.51%	91%	84	2		2	1		1	28:1	3		
Manse Elementary	59.58%	91%	74	2		2	1		1	24.66:1	3		
Round Mountain Elementary	10.07%	93%	30	2		2				15:1	2		
Tonopah Elementary	40.94%	90%	20	1		1				20:1	1		
TOTALS													



10/1/15 - 12/31/15

Alternative Program for Class-size Reduction Part B2 - GRADE THREE FY16

Quarter: 2

Return to: Dana Embro 775-687-9236

bdharwood@doe.nv.gov

Nye County School District

Sheena Barnes


775-727-7743

School District

Contact Person

Phone Number

School Name	Percent Low Income	Average Daily Attendance for Quarter	Enrollment Last Day of Quarter	Number of General Fund Teachers			Number of CSR-Funded Teachers			Pupil-Teacher Ratio	Classroom Configuration (Number of Classrooms)		
				Classroom	*Reading Recovery	Total	Classroom	*Reading Recovery	Total		Self-Contained	Team Teaching	Other
Amargosa Elementary	80.00%	95%	13	1		1				13:1	1		
Beatty Elementary	87.50%	90%	9	0.5		0.5				9:0.5			1
Duckwater Elementary	0.00%	99%	1	0.17		0.17				1:0.17			1
Floyd Elementary	59.51%	93%	65	3		3				21.66:1	3		
Gabbs Elementary	50.00%	95%	1	0.4		0.4				1:0.4			1
Hafen Elementary	62.37%	92%	52	2		2				26:1	2		
JG Johnson Elementary	67.51%	91%	80	2		2	1		1	26.66:1	3		
Manse Elementary	59.58%	91%	101	3.25		3.25	0.75		0.75	25.25:1	4		
Round Mountain Elementary	10.07%	93%	21	1		1				21:1	1		
Tonopah Elementary	40.94%	90%	32	2		2				16:1	2		
TOTALS													



10/1/15 - 12/31/15

Alternative Program for Class-size Reduction Part B2 - GRADE FOUR FY16

Quarter: 2

Return to: Dana Embro 775-687-9236

bdharwood@doe.nv.gov

Nye County School District

Sheena Barnes


775-727-7743

School District

Contact Person

Phone Number

School Name	Percent Low Income	Average Daily Attendance for Quarter	Enrollment Last Day of Quarter	Number of General Fund Teachers			Number of CSR-Funded Teachers			Pupil-Teacher Ratio	Classroom Configuration (Number of Classrooms)		
				Classroom	*Reading	Total	Classroom	*Reading	Total		Self-Contained	Team Teaching	Other
					Recovery			Recovery					
Amargosa Elementary	80.00%	95%	18	1		1			18:1	1			
Beatty Elementary	87.50%	90%	5	0.5		0.5			5:0.5			1	
Duckwater Elementary	0.00%	99%	1	0.17		0.17			1:0.17			1	
Floyd Elementary	59.51%	93%	62	2		2			31:1	2			
Gabbs Elementary	50.00%	95%	4	0.4		0.4			4:0.4			1	
Hafen Elementary	62.37%	92%	76	3		3			25.33:1	3			
JG Johnson Elementary	67.51%	91%	71	3		3			23.66:1	3			
Manse Elementary	59.58%	91%	82	3		3			27.33:1	3			
Round Mountain Elementary	10.07%	93%	25	1		1			25:1	1			
Tonopah Elementary	40.94%	90%	33	1		1			33:1	1			
TOTALS													



10/1/15 - 12/31/15

Alternative Program for Class-size Reduction Part B2 - GRADE FIVE FY16

Quarter: 2

Return to: Dana Embro 775-687-9236

bdharwood@doe.nv.gov

Nye County School District

Sheena Barnes


775-727-7743

School District

Contact Person

Phone Number

School Name	Percent Low Income	Average Daily Attendance for Quarter	Enrollment Last Day of Quarter	Number of General Fund Teachers			Number of CSR-Funded Teachers			Pupil-Teacher Ratio	Classroom Configuration (Number of Classrooms)		
				Classroom	*Reading Recovery	Total	Classroom	*Reading Recovery	Total		Self-Contained	Team Teaching	Other
Amargosa Elementary	80.00%	95%	15	1		1				15:1	1		
Beatty Elementary	87.50%	90%	11	0.5		0.5				11:0.5			1
Floyd Elementary	59.51%	93%	73	3		3				24.33:1	3		
Hafen Elementary	62.37%	92%	63	2		2				31.5:1	2		
JG Johnson Elementary	67.51%	91%	79	3		3				26.33:1	3		
Manse Elementary	59.58%	91%	86	3		3				28.66:1	3		
Round Mountain Elementary	10.07%	93%	19	1		1				19:1	1		
Tonopah Elementary	40.94%	90%	32	1		1				32:1	1		
TOTALS													



Alternative Program for Class-size Reduction Part B2 - GRADE Six FY16

10/1/15 - 12/31/15

Quarter: 2

Return to: Dana Embro 775-687-9236

bdharwood@doe.nv.gov

Nye County School District

Sheena Barnes

775-727-7743

School District

Contact Person

Phone Number

School Name	Percent Low Income	Average Daily Attendance for Quarter	Enrollment Last Day of Quarter	Number of General Fund Teachers			Number of CSR-Funded Teachers			Pupil-Teacher Ratio	Classroom Configuration (Number of Classrooms)		
				Classroom	*Reading Recovery	Total	Classroom	*Reading Recovery	Total		Self-Contained	Team Teaching	Other
				Amargosa Middle	78.57%	94%	14	3			3		
Beatty Middle	88.89%	96%	9	1		1				9:1	1		
Duckwater Middle	0.00%	98%	2	0.17		0.17				2:0.17			1
Gabbs Middle	75.00%	91%	4	2		2				2:1	2		
Pathways Middle	33.33%	92%	9	1		1				9:1	1		
Rosemary Clarke Middle	74.19%	94%	310	8		8				38.75:1	8		
Round Mountain Middle	15.00%	94%	20	2		2				10:1	2		
Tonopah Middle	50.00%	90%	28	3		3				9.33:1	3		
TOTALS													

