

Alternative Program for Class-size Reduction Part B2 - KINDERGARTEN FY17

Grades 1-6: Fill in below (rows 41-

10/1/2016-12/31/2016

Quarter Date Range

2

Quarter for report

First Quarter: July 1 – September 30 Due: **November 1, 2016**

Second Quarter: October 1 – December 31 Due: **February 1, 2017**

Third Quarter: January 1 – March 31 Due: **May 1, 2017**

Fourth Quarter: April 1 – June 30 Due: **August 1, 2017**

Return to:

775-687-9108

bdharwood@doe.nv.gov

Grades K - 6 Alternative

Nye County School District

School District

Evangelyn Visser

Contact Person

775-727-7743

Phone Number

School Name	Percent Low Income	Average Daily Attendance for Quarter	Full Day Enrollment Last Day of Quarter	1/2 Day Enrollment Last Day of Quarter	Total Enrollment Last Day of Quarter	Number of General Fund Teachers*			Number of CSR-Funded Teachers**			Pupil-Teacher Ratio	Classroom Configuration (Number of Classrooms)		
						Full Day Program	Half Day Program	Total	Full Day Program	Half Day Program	Total		Self-Contained	Team Teaching	Other
Amargosa Elementary	69.70%	94.39%	13		13				1		1	13:1	1		
Beatty Elementary	67.92%	91.15%	10		10				0.5		0.5	10:0.5			1 K-1 Combo
Duckwater Elementary	0.00%	92.82%	2		2	0.16		0.16				2:0.16			1 K-8 Combo
Floyd Elementary	64.10%	94.10%	66		66				3		3	22:1	3		
Gabbs Elementary	21.43%	88.69%	3		3	0.16		0.16				3:0.16			1 K-8 Combo
Hafen Elementary	66.42%	92.57%	63		63				3		3	21:1	3		
JG Johnson Elementary	69.54%	92.79%	78		78				4		4	19.5:1	4		
Manse Elementary	59.77%	92.72%	65		65				4		4	16.25:1	4		
Round Mountain Elementary	18.38%	93.23%	23		23				1		1	23:1	1		
Tonopah Elementary	40.99%	91.96%	34		34				2		2	17:1	2		
Warm Springs Elementary	0.00%	94.05%	3		3	0.25		0.25				3:0.25			1 K-4 Combo
TOTALS															

* Revision: The number of Kindergarten teachers reported by full-time equivalent, who teach in full day Kindergarten programs separated from the number of teachers who teach half day Kindergarten programs.

Alternative Program for Class-size Reduction Part B2 - GRADE ONE FY17

10/1/2016-12/31/2016

Quarter: 2

Return to: 775-687-9108


bdharwood@doe.nv.gov

Nye County School District
School District

Evangelyn Visser
Contact Person

775-727-7743
Phone Number

School Name	Percent Low Income	Average Daily Attendance for Quarter	Enrollment Last Day of Quarter	Number of General Fund Teachers			Number of CSR-Funded Teachers			Pupil-Teacher Ratio	Classroom Configuration (Number of Classrooms)		
				Classroom		Total	Classroom		Total		Self-Contained	Team Teaching	Other
Amargosa Elementary	69.70%	94.39%	20	1		1				20:1	1		
Beatty Elementary	67.92%	91.15%	9	0.5		0.5				9:0.5			1 K-1 Combo
Duckwater Elementary	0.00%	92.82%	1	0.16		0.16				1:0.16			1 K-8 Combo
Floyd Elementary	64.10%	94.10%	70	2		2	1		1	23.33:1	3		
Gabbs Elementary	21.43%	88.69%	1	0.16		0.16				1:0.16			1 K-8 Combo
Hafen Elementary	66.42%	92.57%	65	1		1	2		2	21.66:1	3		
JG Johnson Elementary	69.54%	92.79%	70	3		3				23.33:1	3		
Manse Elementary	59.77%	92.72%	59	1.75		1.75	1.25		1.25	19.66:1	3		
Round Mountain Elementary	18.38%	93.23%	23	1		1				23:1	1		
Tonopah Elementary	40.99%	91.96%	21	2		2				10.5:1	2		
TOTALS													



10/1/2016-12/31/2016

Alternative Program for Class-size Reduction Part B2 - GRADE TWO FY17

Quarter: 2

Return to: 775-687-9108

bdharwood@doe.nv.gov

Nye County School District

Evangelyn Visser


775-727-7743

School District

Contact Person

Phone Number

School Name	Percent Low Income	Average Daily Attendance for Quarter	Enrollment Last Day of Quarter	Number of General Fund Teachers		Number of CSR-Funded Teachers		Pupil-Teacher Ratio	Classroom Configuration (Number of Classrooms)		
				Classroom	Total	Classroom	Total		Self-Contained	Team Teaching	Other
Amargosa Elementary	69.70%	94.39%	18	1	1			18:1	1		
Beatty Elementary	67.92%	91.15%	10	0.5	0.5			10:0.5			1 2-3 Combo
Duckwater Elementary	0.00%	92.82%	1	0.17	0.17			1:0.17			1 K-8 Combo
Floyd Elementary	64.10%	94.10%	71	1	1	2		23.66:1	3		
Gabbs Elementary	21.43%	88.69%	2	0.17	0.17			2:0.17			1 K-8 Combo
Hafen Elementary	66.42%	92.57%	66	1	1	2		22:1	3		
JG Johnson Elementary	69.54%	92.79%	83	3	3	1		20.75:1	4		
Manse Elementary	59.77%	92.72%	78	2	2	2		19.5:1	4		
Round Mountain Elementary	18.38%	93.23%	19	1	1			19:1	1		
Tonopah Elementary	40.99%	91.96%	28	2	2			14:1	2		
Warm Springs Elementary	0.00%	94.05%	2	0.25	0.25			2:0.25			1 K-4 Combo
TOTALS											



10/1/2016-12/31/2016

Alternative Program for Class-size Reduction Part B2 - GRADE THREE FY17

Quarter: 2

Return to: 775-687-9108

bdharwood@doe.nv.gov

Nye County School District

Evangelyn Visser


775-727-7743

School District

Contact Person

Phone Number

School Name	Percent Low Income	Average Daily Attendance for Quarter	Enrollment Last Day of Quarter	Number of General Fund Teachers		Number of CSR-Funded Teachers		Pupil-Teacher Ratio	Classroom Configuration (Number of Classrooms)		
				Classroom	Total	Classroom	Total		Self-Contained	Team Teaching	Other
Amargosa Elementary	69.70%	94.39%	12	1	1			12:1	1		
Beatty Elementary	67.92%	91.15%	9	0.5	0.5			9:0.5			1 2-3 Combo
Duckwater Elementary	0.00%	92.82%	3	0.17	0.17			3:0.17			1 K-8 Combo
Floyd Elementary	64.10%	94.10%	68	3	3			22.66:1	3		
Gabbs Elementary	21.43%	88.69%	5	0.17	0.17			5:0.17			1 K-8 Combo
Hafen Elementary	66.42%	92.57%	69	2	2	1	1	23:1	3		
JG Johnson Elementary	69.54%	92.79%	76	2	2	1	1	25.33:1	3		
Manse Elementary	59.77%	92.72%	76	2.25	2.25	1.75	1.75	19:1	4		
Round Mountain Elementary	18.38%	93.23%	24	2	2			12:1	2		
Tonopah Elementary	40.99%	91.96%	18	1	1			18:1	1		
Warm Springs Elementary	0.00%	94.05%	1	0.25	0.25			1:0.25			1 K-4 Combo
TOTALS											



10/1/2016-12/31/2016

Alternative Program for Class-size Reduction Part B2 - GRADE FOUR FY17

Quarter: 2

Return to: 775-687-9108

bdharwood@doe.nv.gov

Nye County School District

Evangelyn Visser


775-727-7743

School District

Contact Person

Phone Number

School Name	Percent Low Income	Average Daily Attendance for Quarter	Enrollment Last Day of Quarter	Number of General Fund Teachers			Number of CSR-Funded Teachers			Pupil-Teacher Ratio	Classroom Configuration (Number of Classrooms)		
				Classroom		Total	Classroom		Total		Self-Contained	Team Teaching	Other
Amargosa Elementary	69.70%	94.39%	15	1		1				15:1	1		
Beatty Elementary	67.92%	91.15%	9	0.5		0.5				9:0.5			1 4-5 Combo
Duckwater Elementary	0.00%	92.82%	1	0.17		0.17				1:0.17			1 K-8 Combo
Floyd Elementary	64.10%	94.10%	71	3		3				23.66:1	3		
Gabbs Elementary	21.43%	88.69%	2	0.17		0.17				2:0.17			1 K-8 Combo
Hafen Elementary	66.42%	92.57%	58	2		2				29:1	2		
JG Johnson Elementary	69.54%	92.79%	80	3		3				26.66:1	3		
Manse Elementary	59.77%	92.72%	82	4		4				20.5:1	4		
Round Mountain Elementary	18.38%	93.23%	22	1		1				22:1	1		
Tonopah Elementary	40.99%	91.96%	32	1		1				32:1	1		
Warm Springs Elementary	0.00%	94.05%	1	0.25		0.25				1:0.25			1 K-4 Combo
TOTALS													



10/1/2016-12/31/2016

Alternative Program for Class-size Reduction Part B2 - GRADE FIVE FY17

Quarter: 2

Return to: 775-687-9108

bdharwood@doe.nv.gov

Nye County School District

Evangelyn Visser

775-727-7743

School District

Contact Person

Phone Number

School Name	Percent Low Income	Average Daily Attendance for Quarter	Enrollment Last Day of Quarter	Number of General Fund Teachers			Number of CSR-Funded Teachers			Pupil-Teacher Ratio	Classroom Configuration (Number of Classrooms)		
				Classroom		Total	Classroom		Total		Self-Contained	Team Teaching	Other
Amargosa Elementary	69.70%	94.39%	21	1		1			21:1	1			
Beatty Elementary	67.92%	91.15%	6	0.5		0.5			6:0.5			1 4-5 Combo	
Duckwater Elementary	0.00%	92.82%	2	0.17		0.17			2:0.17			1 K-8 Combo	
Floyd Elementary	64.10%	94.10%	69	3		3			23:1	3			
Gabbs Elementary	21.43%	88.69%	1	0.17		0.17			1:0.17			1 K-8 Combo	
Hafen Elementary	66.42%	92.57%	81	3		3			27:1	3			
JG Johnson Elementary	69.54%	92.79%	66	3		3			22:1	3			
Manse Elementary	59.77%	92.72%	75	3		3			25:1	3			
Pathways Elementary	18.38%	0.00%	1	0.125		0.125			1:0.125			1 5-12 Combo	
Round Mountain Elementary	18.38%	93.23%	25	1		1	1	1	12.5:1	2			
Tonopah Elementary	40.99%	91.96%	28	1		1	1	1	14:1	2			
TOTALS													

