

Alternative Program for Class-size Reduction Part B2 - KINDERGARTEN FY17

Grades 1-6: Fill in below (rows 41-

1/1/2017-3/31/2017

Quarter Date Range

3

Quarter for report

First Quarter: July 1 – September 30 Due: **November 1, 2016**

Second Quarter: October 1 – December 31 Due: **February 1, 2017**

Third Quarter: January 1 – March 31 Due: **May 1, 2017**

Fourth Quarter: April 1 – June 30 Due: **August 1, 2017**

Return to:

775-687-9108

bdharwood@doe.nv.gov

Grades K - 6 Alternative

Nye County School District

School District

Evangelyn Visser

Contact Person

775-727-7743

Phone Number

School Name	Percent Low Income	Average Daily Attendance for Quarter	Full Day Enrollment Last Day of Quarter	1/2 Day Enrollment Last Day of Quarter	Total Enrollment Last Day of Quarter	Number of General Fund Teachers*			Number of CSR-Funded Teachers**			Pupil-Teacher Ratio	Classroom Configuration (Number of Classrooms)		
						Full Day Program	Half Day Program	Total	Full Day Program	Half Day Program	Total		Self-Contained	Team Teaching	Other
Amargosa Elementary	70.48%	95.55%	14		14				1		1	14:1	1		
Beatty Elementary	71.93%	91.35%	10		10				0.5		0.5	10:0.5			1 K-1 Combo
Duckwater Elementary	0.00%	95.14%	2		2	0.16		0.16				2:0.16			1 K-8 Combo
Floyd Elementary	66.44%	94.61%	73		73				3		3	24.33:1	3		
Gabbs Elementary	27.27%	80.61%	2		2	0.16		0.16				2:0.16			1 K-8 Combo
Hafen Elementary	68.03%	93.35%	60		60				3		3	20:1	3		
JG Johnson Elementary	72.17%	92.65%	78		78				4		4	19.5:1	4		
Manse Elementary	60.35%	92.11%	69		69				4		4	17.25:1	4		
Round Mountain Elementary	19.15%	93.22%	23		23				1		1	23:1	1		
Tonopah Elementary	40.96%	92.56%	36		36				2		2	18:1	2		
TOTALS															

* Revision: The number of Kindergarten teachers reported by full-time equivalent, who teach in full day Kindergarten programs separated from the number of teachers who teach half day Kindergarten programs.

Alternative Program for Class-size Reduction Part B2 - GRADE ONE FY17

1/1/2017-3/31/2017

Quarter: 3

Return to: 775-687-9108


bdharwood@doe.nv.gov

Nye County School District
School District

Evangelyn Visser
Contact Person

775-727-7743
Phone Number

School Name	Percent Low Income	Average Daily Attendance for Quarter	Enrollment Last Day of Quarter	Number of General Fund Teachers			Number of CSR-Funded Teachers			Pupil-Teacher Ratio	Classroom Configuration (Number of Classrooms)		
				Classroom		Total	Classroom		Total		Self-Contained	Team Teaching	Other
Amargosa Elementary	70.48%	95.55%	23	1		1				23:1	1		
Beatty Elementary	71.93%	91.35%	9	0.5		0.5				9:0.5			1 K-1 Combo
Duckwater Elementary	0.00%	95.14%	1	0.16		0.16				1:0.16			1 K-8 Combo
Floyd Elementary	66.44%	94.61%	79	2		2	1		1	26.33:1	3		
Gabbs Elementary	27.27%	80.61%	1	0.16		0.16				1:0.16			1 K-8 Combo
Hafen Elementary	68.03%	93.35%	65	1		1	2		2	21.66:1	3		
JG Johnson Elementary	72.17%	92.65%	62	3		3				20.66:1	3		
Manse Elementary	60.35%	92.11%	58	2		2	1		1	19.33:1	3		
Round Mountain Elementary	19.15%	93.22%	26	1		1				26:1	1		
Tonopah Elementary	40.96%	92.56%	21	2		2				10.5:1	2		
TOTALS													



1/1/2017-3/31/2017

Alternative Program for Class-size Reduction Part B2 - GRADE TWO FY17

Quarter: 3

Return to: 775-687-9108

bdharwood@doe.nv.gov

Nye County School District

Evangelyn Visser


775-727-7743

School District

Contact Person

Phone Number

School Name	Percent Low Income	Average Daily Attendance for Quarter	Enrollment Last Day of Quarter	Number of General Fund Teachers		Number of CSR-Funded Teachers		Pupil-Teacher Ratio	Classroom Configuration (Number of Classrooms)		
				Classroom	Total	Classroom	Total		Self-Contained	Team Teaching	Other
Amargosa Elementary	70.48%	95.55%	18	1	1			18:1	1		
Beatty Elementary	71.93%	91.35%	11	0.5	0.5			11:0.5			1 2-3 Combo
Duckwater Elementary	0.00%	95.14%	2	0.17	0.17			2:0.17			1 K-8 Combo
Floyd Elementary	66.44%	94.61%	76	1	1	2		25.33:1	3		
Gabbs Elementary	27.27%	80.61%	1	0.17	0.17			1:0.17			1 K-8 Combo
Hafen Elementary	68.03%	93.35%	63	1	1	2		21:1	3		
JG Johnson Elementary	72.17%	92.65%	84	2.75	2.75	1.25		21:1	4		
Manse Elementary	60.35%	92.11%	77	2	2	2		19.25:1	4		
Round Mountain Elementary	19.15%	93.22%	19	1	1			19:1	1		
Tonopah Elementary	40.96%	92.56%	30	2	2			15:1	2		
Warm Springs Elementary	0.00%	90.00%	2	0.5	0.5			2:0.5			1 2-3 Combo
TOTALS											



1/1/2017-3/31/2017

Alternative Program for Class-size Reduction Part B2 - GRADE THREE FY17

Quarter: 3

Return to: 775-687-9108

bdharwood@doe.nv.gov

Nye County School District

Evangelyn Visser


775-727-7743

School District

Contact Person

Phone Number

School Name	Percent Low Income	Average Daily Attendance for Quarter	Enrollment Last Day of Quarter	Number of General Fund Teachers		Number of CSR-Funded Teachers		Pupil-Teacher Ratio	Classroom Configuration (Number of Classrooms)		
				Classroom	Total	Classroom	Total		Self-Contained	Team Teaching	Other
Amargosa Elementary	70.48%	95.55%	14	1	1			14:1	1		
Beatty Elementary	71.93%	91.35%	9	0.5	0.5			9:0.5			1 2-3 Combo
Duckwater Elementary	0.00%	95.14%	4	0.17	0.17			4:0.17			1 K-8 Combo
Floyd Elementary	66.44%	94.61%	72	3	3			24:1	3		
Gabbs Elementary	27.27%	80.61%	4	0.17	0.17			4:0.17			1 K-8 Combo
Hafen Elementary	68.03%	93.35%	64	2	2	1	1	21.33:1	3		
JG Johnson Elementary	72.17%	92.65%	72	2	2	1	1	24:1	3		
Manse Elementary	60.35%	92.11%	82	2.75	2.75	1.25	1.25	20.5:1	4		
Pathways Elementary	50.00%	94.90%	1	0.11	0.11			1:0.11			1 3 & 5-12 Combo
Round Mountain Elementary	19.15%	93.22%	23	2	2			11.5:1	2		
Tonopah Elementary	40.96%	92.56%	18	1	1			18:1	1		
Warm Springs Elementary	0.00%	90.00%	1	0.5	0.5			1:0.5			1 2-3 Combo
TOTALS											



1/1/2017-3/31/2017

Alternative Program for Class-size Reduction Part B2 - GRADE FOUR FY17

Quarter: 3

Return to: 775-687-9108

bdharwood@doe.nv.gov

Nye County School District

Evangelyn Visser


775-727-7743

School District

Contact Person

Phone Number

School Name	Percent Low Income	Average Daily Attendance for Quarter	Enrollment Last Day of Quarter	Number of General Fund Teachers			Number of CSR-Funded Teachers			Pupil-Teacher Ratio	Classroom Configuration (Number of Classrooms)		
				Classroom		Total	Classroom		Total		Self-Contained	Team Teaching	Other
Amargosa Elementary	70.48%	95.55%	15	1		1				15:1	1		
Beatty Elementary	71.93%	91.35%	9	0.5		0.5				9:0.5			1 4-5 Combo
Duckwater Elementary	0.00%	95.14%	1	0.17		0.17				1:0.17			1 K-8 Combo
Floyd Elementary	66.44%	94.61%	74	3		3				24.66:1	3		
Gabbs Elementary	27.27%	80.61%	2	0.17		0.17				2:0.17			1 K-8 Combo
Hafen Elementary	68.03%	93.35%	58	2		2				29:1	2		
JG Johnson Elementary	72.17%	92.65%	81	3		3				27:1	3		
Manse Elementary	60.35%	92.11%	88	4		4				22:1	4		
Round Mountain Elementary	19.15%	93.22%	23	1		1				23:1	1		
Tonopah Elementary	40.96%	92.56%	33	1		1				33:1	1		
TOTALS													



1/1/2017-3/31/2017

Alternative Program for Class-size Reduction Part B2 - GRADE FIVE FY17

Quarter: 3

Return to: 775-687-9108

bdharwood@doe.nv.gov

Nye County School District

Evangelyn Visser

775-727-7743

School District

Contact Person

Phone Number

School Name	Percent Low Income	Average Daily Attendance for Quarter	Enrollment Last Day of Quarter	Number of General Fund Teachers			Number of CSR-Funded Teachers			Pupil-Teacher Ratio	Classroom Configuration (Number of Classrooms)		
				Classroom		Total	Classroom		Total		Self-Contained	Team Teaching	Other
Amargosa Elementary	70.48%	95.55%	21	1		1			21:1	1			
Beatty Elementary	71.93%	91.35%	9	0.5		0.5			9:0.5			1 4-5 Combo	
Duckwater Elementary	0.00%	95.14%	2	0.17		0.17			2:0.17			1 K-8 Combo	
Floyd Elementary	66.44%	94.61%	70	3		3			23.33:1	3			
Gabbs Elementary	27.27%	80.61%	1	0.17		0.17			1:0.17			1 K-8 Combo	
Hafen Elementary	68.03%	93.35%	81	3		3			27:1	3			
JG Johnson Elementary	72.17%	92.65%	65	3		3			21.66:1	3			
Manse Elementary	60.35%	92.11%	85	3		3			28.33:1	3			
Pathways Elementary	50.00%	94.90%	1	0.11		0.11			1:0.11			1 3 & 5-12 Combo	
Round Mountain Elementary	19.15%	93.22%	27	1		1	1	1	13.5:1	2			
Tonopah Elementary	40.96%	92.56%	28	1		1	1	1	14:1	2			
TOTALS													

