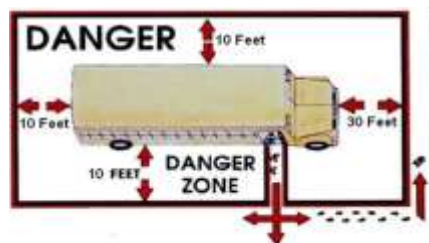


# School Bus Facts

School buses are very safe, but the most dangerous part of the school bus ride is getting on or off the bus. The loading and unloading zone area is called the **DANGER ZONE** and is **30 feet**, with the **10 feet** around the bus the most dangerous.

Remind children:

- ✓ If something falls under or near a bus, tell the driver. Never try to get it yourself.
- ✓ While waiting for the bus, stay in a safe place away from the street and danger zone.
- ✓ When you get off the bus, walk to the front of the bus and wait for the driver to signal that it is ok to cross the street. Always cross **IN FRONT** of the bus.
- ✓ Board the bus in single file, go directly to your seat, remain seated, facing forward.
- ✓ It is important to be quiet so you do not distract your driver from the duties of driving.



More information on school bus safety can be found at:

<http://www.nhtsa.gov/School-Buses>

<http://www.americanschoolbuscouncil.org/>

<http://www.dmvnv.com/pdfforms/dlbook.pdf>

[http://www.dmvnv.com/pdfforms/dlbook\\_comm.pdf](http://www.dmvnv.com/pdfforms/dlbook_comm.pdf)

<http://www.nasdpts.org/>

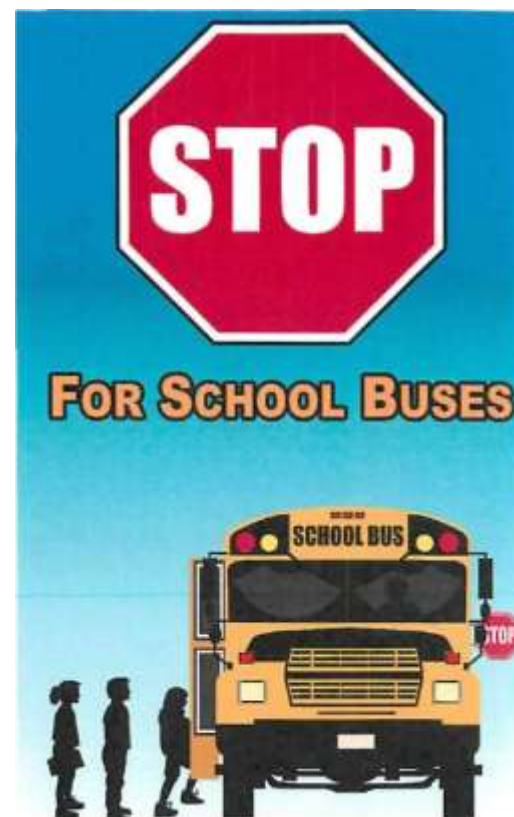
<http://www.ncstonline.org/>

<http://www.napt.org/>

[http://www.doe.nv.gov/Topic/Transportation\\_Pupil/](http://www.doe.nv.gov/Topic/Transportation_Pupil/)

For information on **Nye County** school bus schedules, information and policies, visit:

[www.nye.k12.nv.us](http://www.nye.k12.nv.us)



**It's More Than Just the Law... It's a Child's Life**

**Stop on Red, Kids Ahead**

2014 Survey shows 75,966 vehicles passed school buses illegally on a single day. Nevada law requires that motorists stop when approaching any school bus that displays its flashing red lights and has its stop arm extended.

**School Zones** are streets adjacent to school property.

**School Crossing Zones** are streets NOT adjacent to school property that pupils crossing while following a designated walked route to school.

When in neighborhoods with school zones and school crossing zones, watch out for children who are walking to and from the school bus stop or playing at the bus stop.

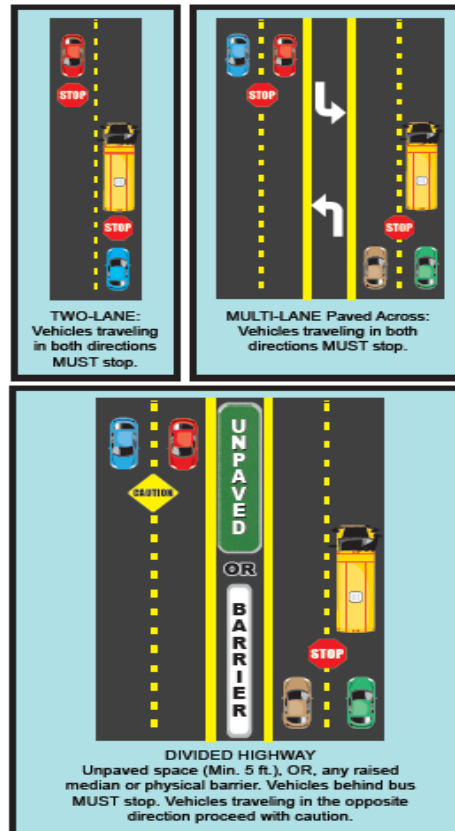
The **flashing signal lights** on school buses alerts motorists of pending actions:

**Yellow flashing lights** indicate that the bus is preparing to stop and motorists need to slow down and prepare to stop.

**Red flashing lights** and **extended stop arms** mean that you must stop until the red lights stop flashing and the extended stop arm is withdrawn.



## When you're Required to Stop



### Penalty for Stop Arm Violation

In Nevada the penalty for violating the stop arm law is a misdemeanor conviction that includes a fine of \$250.00 up to \$1,000, 4 points and a 6 month suspension of your license.

## Emergency Equipment

All Nevada school buses are required to have the following emergency equipment. Make sure your child knows the location of this equipment and what to do in the event of an emergency on the school bus.

- ✓ Belt Cutters
- ✓ Body Fluid Clean-up Kit
- ✓ Emergency Exits
- ✓ Emergency Warning Devices
- ✓ First Aid Kit
- ✓ Fire Extinguisher



Remember, the inconvenience of an extra few seconds spent waiting for a stopped school bus is insignificant compared to the Loss of a child's life!

