
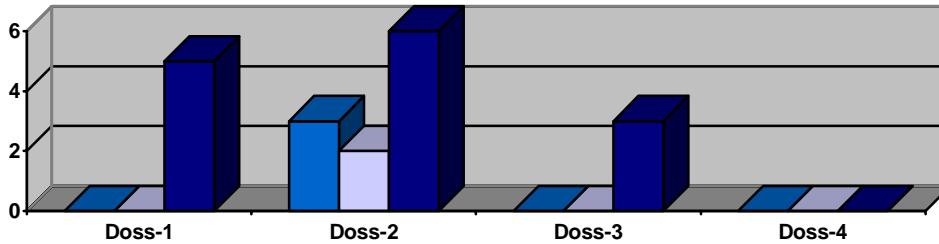
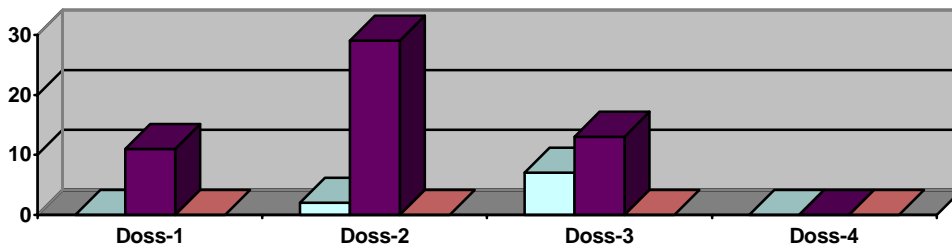
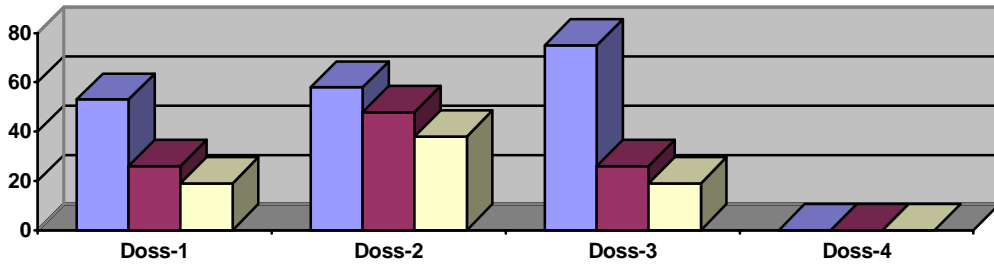


**N.C.S.O. Division of Special Services (D.O.S.S.)
Statistical Report 8/1/04 to 6/30/08**

September 2004 to June 2005

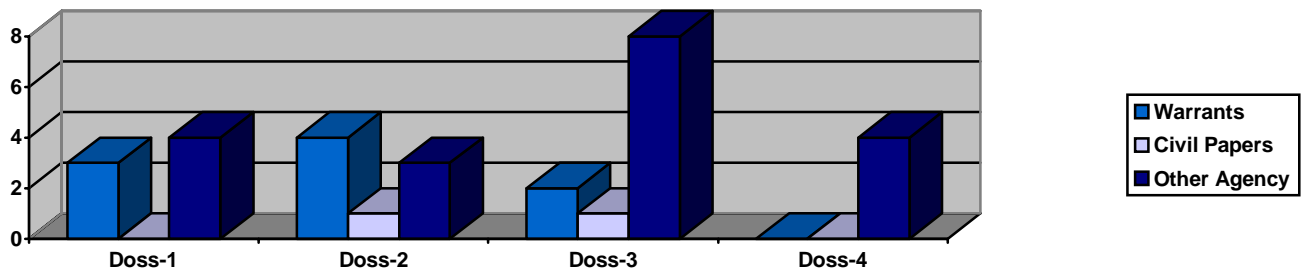
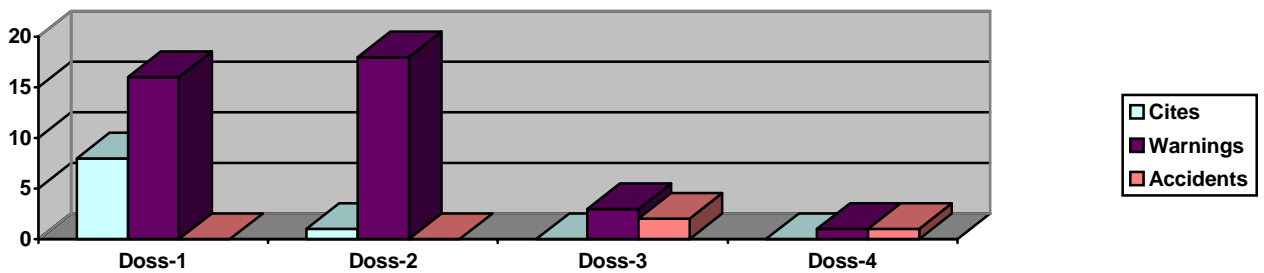
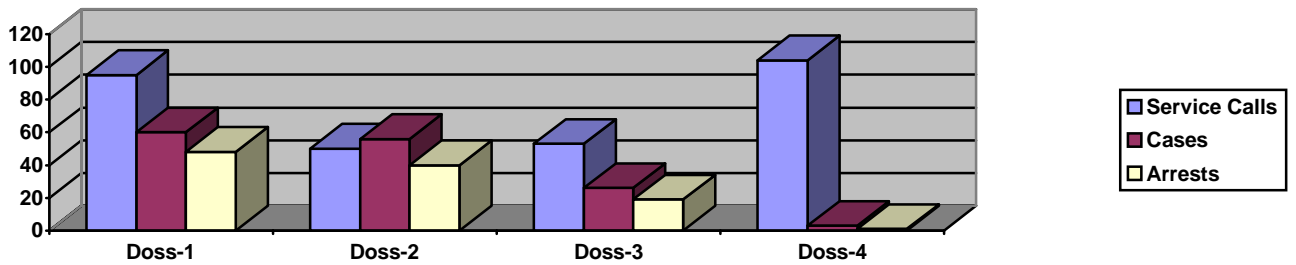
Incident Type	DOSS-1	DOSS-2	DOSS-3	DOSS-4	Totals
Service Calls	53	58	75	Insufficient Data	186
Cases	26	48	26	“	100
Arrests	19	38	19	“	76
<i>Harassment</i>	2	3	14	“	19
<i>Assault/Battery</i>	6	17	34	“	57
<i>Sexual Assault</i>	0	0	0	“	0
<i>Attempt Suicide</i>	0	0	1	“	1
<i>Gang Graffiti</i>	4	4	1	“	9
<i>Weapons</i>	1	2	2	“	5
<i>Narcotics</i>	6	6	5	“	17
<i>Bomb Threat</i>	2	2	0	“	4
Traffic Cites	0	2	7	“	9
Stops/Warns	11	29	13	“	53
Accidents	0	0	0	“	0
Warrants	0	3	0	“	3
Civil Papers	0	2	0	“	2
Other Agency	5	6	3	“	14



**N.C.S.O. Division of Special Services (D.O.S.S.)
Statistical Report 8/1/04 to 6/30/08**

August 2005 to June 2006

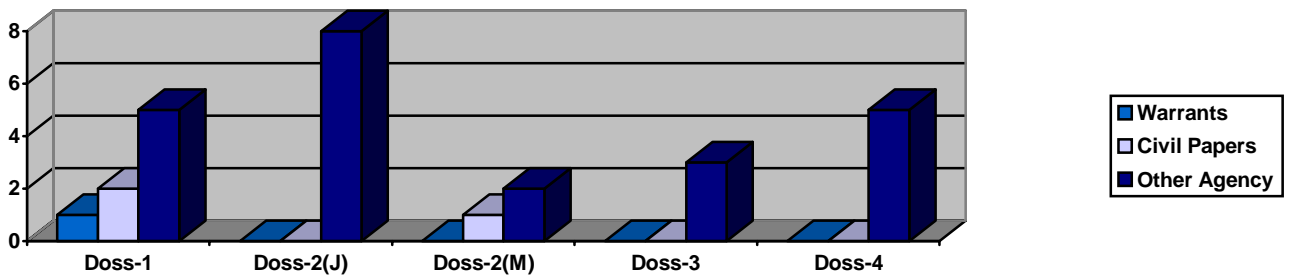
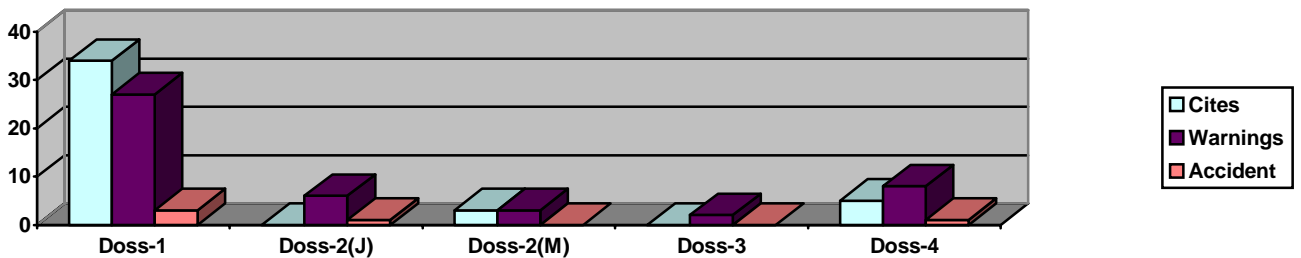
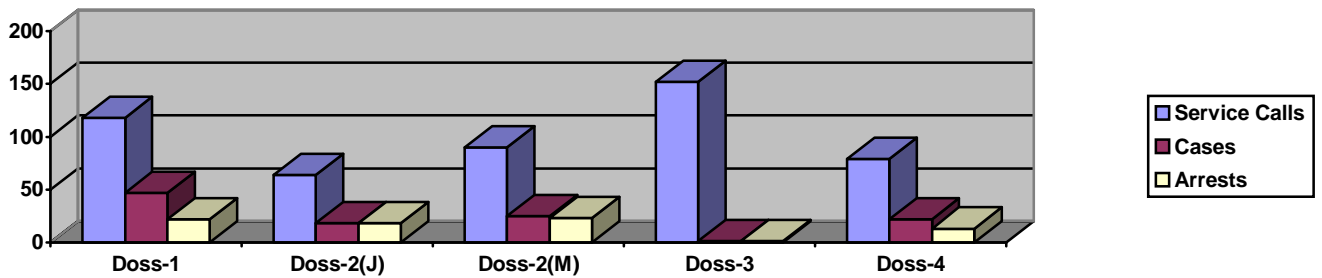
Incident Type	DOSS-1	DOSS-2	DOSS-3	DOSS-4	Totals
Service Calls	95	50	53	104	302
Cases	60	56	26	3	142
Arrests	48	40	19	1	108
<i>Harassment</i>	9	12	9	0	30
<i>Assault/Battery</i>	23	9	27	5	64
<i>Sexual Assault</i>	5	2	0	0	7
<i>Attempt Suicide</i>	3	0	1	0	4
<i>Gang Graffiti</i>	7	6	4	0	17
<i>Weapons</i>	4	2	2	0	8
<i>Narcotics</i>	9	8	4	0	21
<i>Bomb Threat</i>	0	0	2	0	2
Traffic Cites	8	1	0	0	9
Stops/Warns	16	18	3	1	38
Accidents	3	4	2	0	9
Warrants	0	0	2	1	3
Civil Papers	0	1	1	0	2
Other Agency	4	3	8	4	19



**N.C.S.O. Division of Special Services (D.O.S.S.)
Statistical Report 8/1/04 to 6/30/08-continued**

August 2006 to June 2007

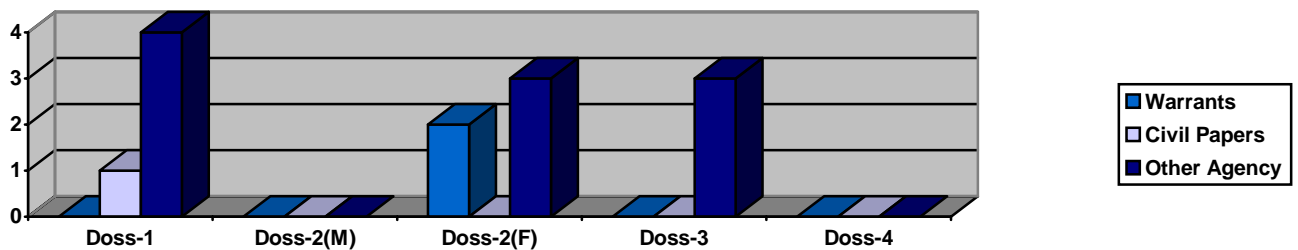
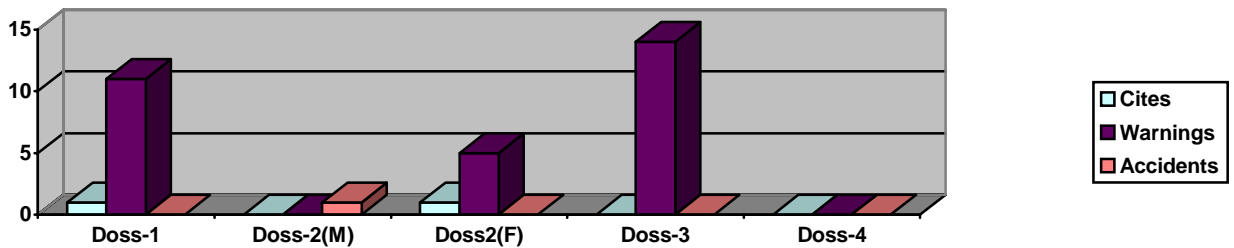
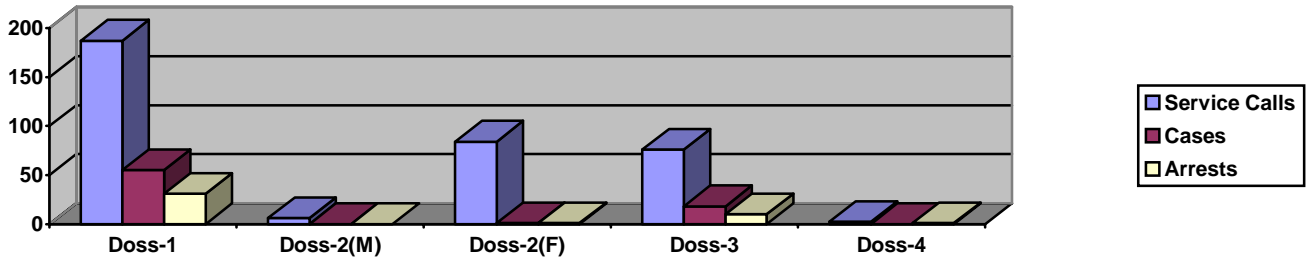
Incident Type	DOSS-1	DOSS-2(J)	DOSS-2(M)	DOSS-3	DOSS-4	Totals
Service Calls	118	64	90	152	79	503
Cases	47	18	25	1	22	113
Arrests	22	18	23	1	13	77
<i>Harassment</i>	8	13	4	1	6	31
<i>Assault/Battery</i>	6	24	15	1	3	49
<i>Sexual Assault</i>	1	2	0	0	0	3
<i>Attempt Suicide</i>	0	0	0	0	1	1
<i>Gang Graffiti</i>	5	2	2	1	5	15
<i>Weapons</i>	2	3	2	0	2	9
<i>Narcotics</i>	10	5	2	1	4	22
<i>Bomb Threat</i>	3	0	0	0	3	6
Traffic Cites	34	0	3	0	5	42
Stops/Warns	27	6	3	2	8	46
Accidents	1	0	0	0	1	2
Warrants	3	1	0	0	0	4
Civil Papers	2	0	1	0	0	3
Other Agency	5	8	2	3	5	23



**N.C.S.O. Division of Special Services (D.O.S.S.)
Statistical Report 8/1/04 to 6/30/08-continued**

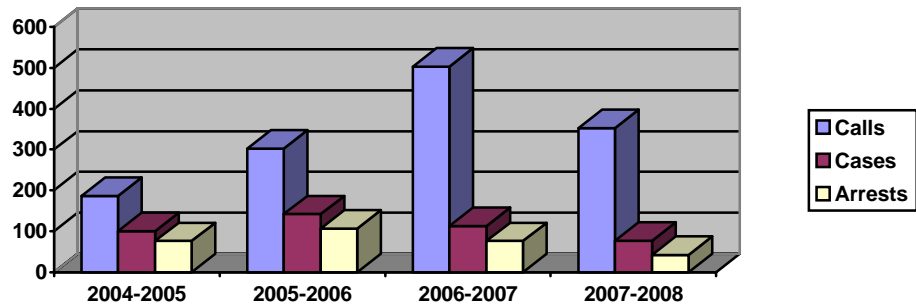
August 2007 to June 2008

Incident Type	DOSS-1	DOSS-2(M)	DOSS-2(F)	DOSS-3	DOSS-4	Totals
Service Calls	187	6	84	73	2	352
Cases	55	0	1	18	0	77
Arrests	31	0	1	10	1	43
<i>Harassment</i>	<i>21</i>	<i>4</i>	<i>0</i>	<i>15</i>	<i>0</i>	<i>40</i>
<i>Assault/Battery</i>	<i>26</i>	<i>1</i>	<i>0</i>	<i>6</i>	<i>1</i>	<i>34</i>
<i>Sexual Assault</i>	<i>2</i>	<i>0</i>	<i>0</i>	<i>0</i>	<i>0</i>	<i>2</i>
<i>Attempt Suicide</i>	<i>0</i>	<i>0</i>	<i>0</i>	<i>0</i>	<i>1</i>	<i>1</i>
<i>Gang Graffiti</i>	<i>6</i>	<i>0</i>	<i>0</i>	<i>3</i>	<i>0</i>	<i>9</i>
<i>Weapons</i>	<i>3</i>	<i>0</i>	<i>0</i>	<i>6</i>	<i>0</i>	<i>9</i>
<i>Narcotics</i>	<i>11</i>	<i>1</i>	<i>0</i>	<i>9</i>	<i>0</i>	<i>21</i>
<i>Bomb Threat</i>	<i>4</i>	<i>0</i>	<i>0</i>	<i>0</i>	<i>0</i>	<i>4</i>
Traffic Cites	1	0	1	0	0	2
Stops/Warns	11	0	5	14	0	30
Accidents	3	0	0	2	0	5
Warrants	2	0	1	0	0	3
Civil Papers	1	0	0	0	0	1
Other Agency	4	0	3	3	0	10

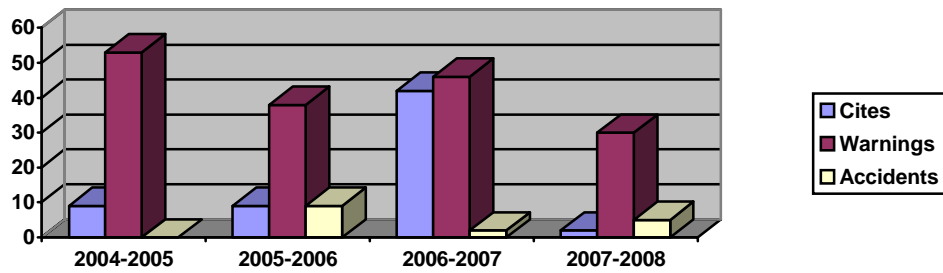


**N.C.S.O. Division of Special Services (D.O.S.S.)
Statistical Report 8/1/04 to 6/30/08-Charts**

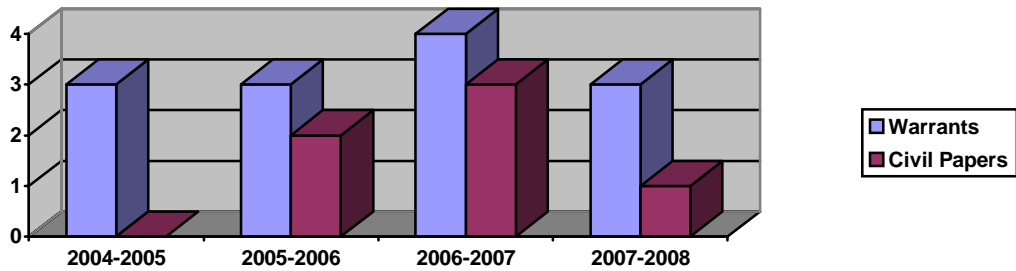
Service to Schools



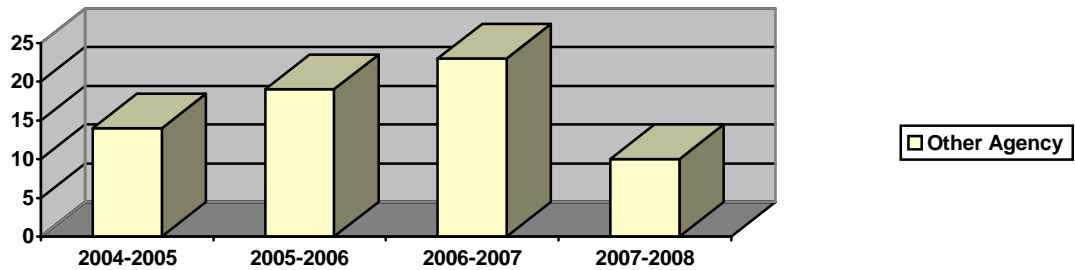
Traffic



School Incidents

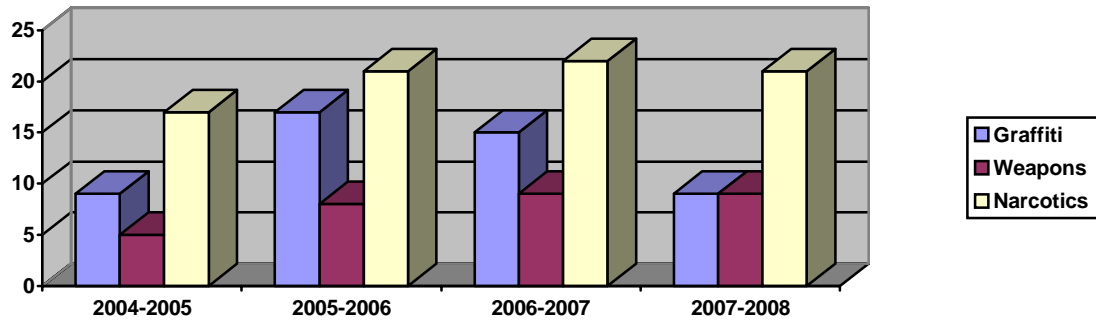


Service Calls

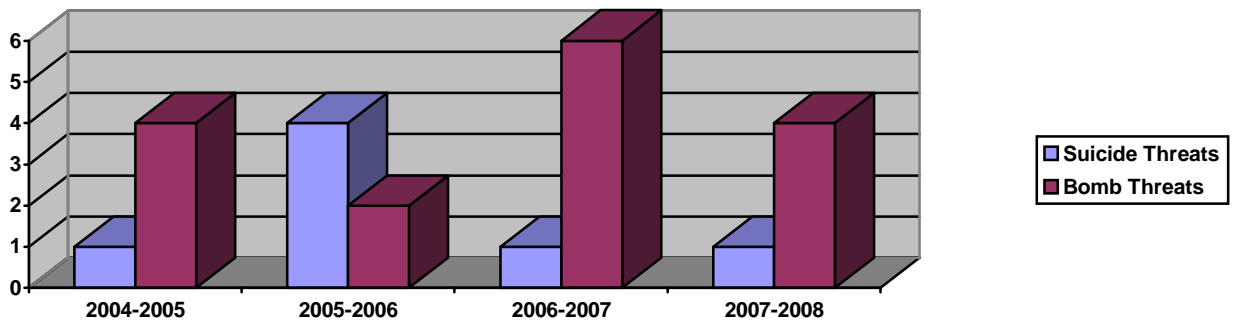


N.C.S.O. Division of Special Services (D.O.S.S.)
Statistical Report 8/1/04 to 6/30/08-Charts

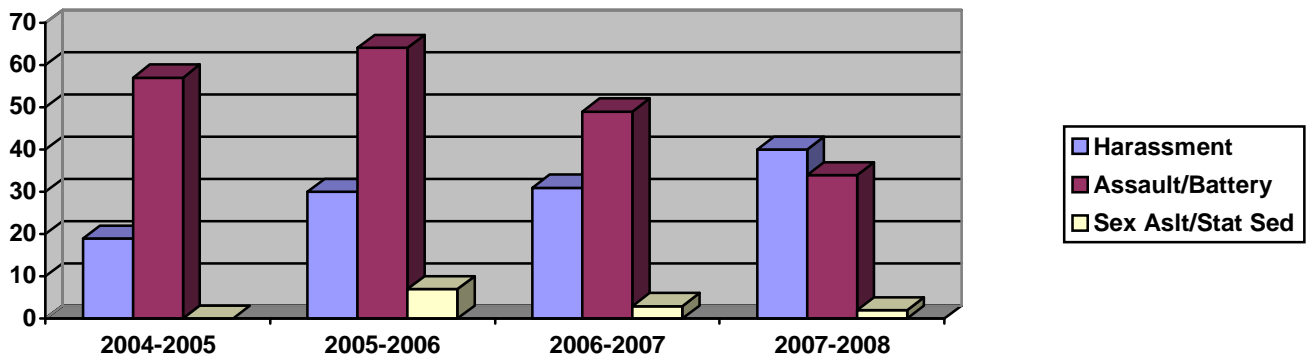
School Welfare



Student Safety

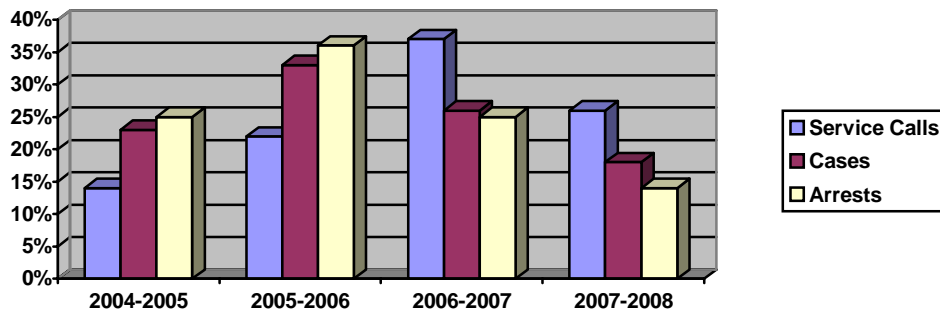


School Violence



**N.C.S.O. Division of Special Services (D.O.S.S.)
Statistical Report 8/1/04 to 6/30/08-Charts**

2004 to 2008



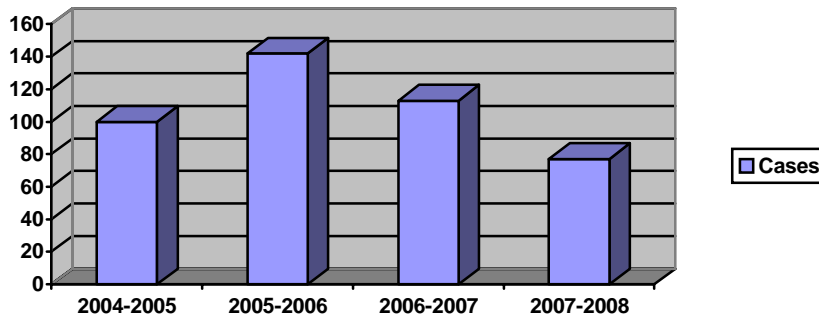
Facts:

Total Number of Calls for Service =	1343
Total number of Cases =	432
Total number of Arrests =	301

Results:

From 2006 to 2008 calls for service decreased.....	11%
From 2005 to 2008 arrests decreased.....	22%

School Cases Only



Results:

From 2004 to 2006 Cases Increased.....	42%
From 2005 to 2007 Cases Decreased.....	20%
From 2006 to 2008 Cases Decreased.....	32%
From 2005 to 2008 Cases Decreased.....	46%