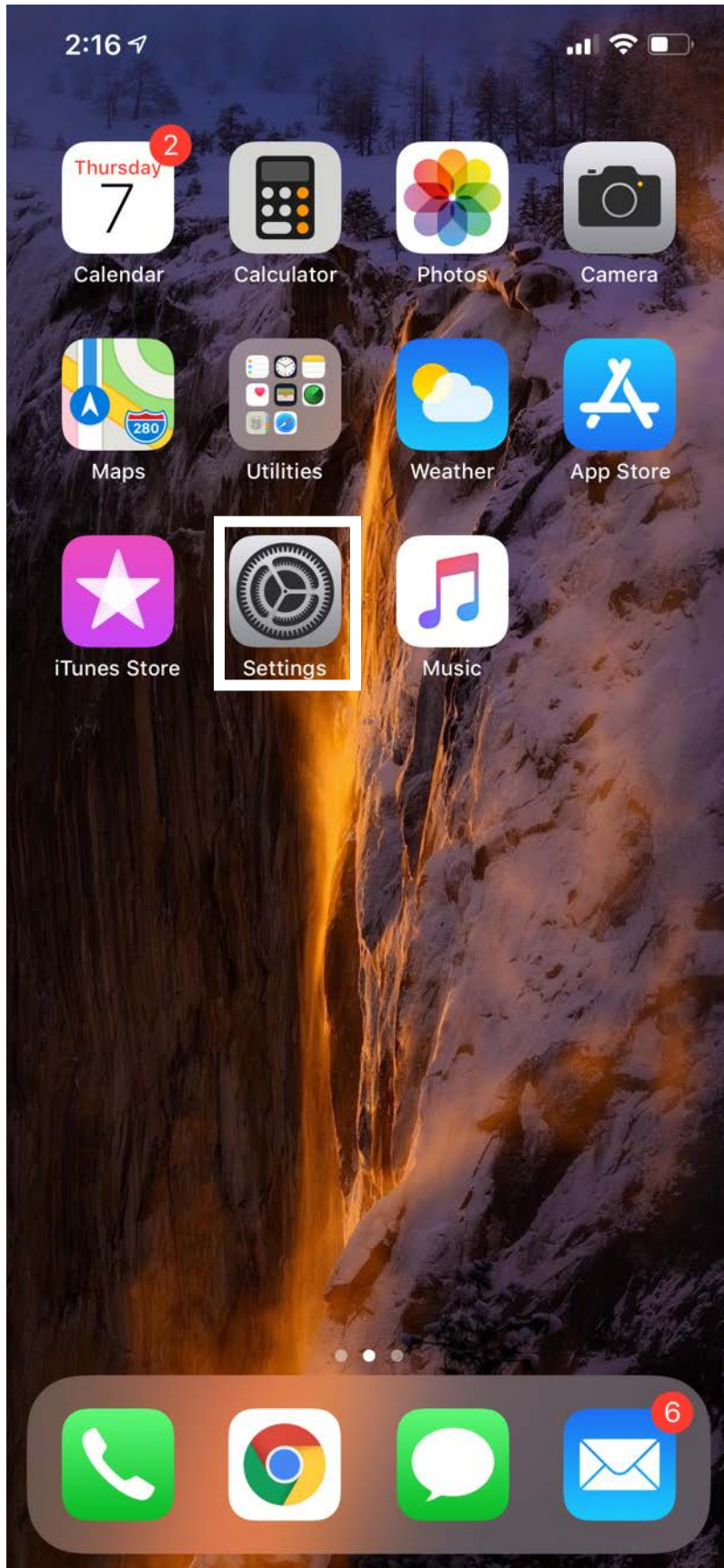


Setting up School Email with Apple Devices





Open Settings

2:16 ↶





Settings


 Emergency SOS >

 Battery >

 Privacy >

 iTunes & App Store >

 Wallet & Apple Pay >

 **Passwords & Accounts** >

 Mail >

 Contacts >

 Calendar >

 Notes >

 Reminders >

 Phone >

 Messages >

 FaceTime >

 Maps >

 Measure >


 Safari >


Select Passwords & Accounts

2:17



[Settings](#) Passwords & Accounts

 Website & App Passwords 1 >

 AutoFill Passwords

ACCOUNTS

iCloud >
iCloud Drive, Contacts, Calendars, Safari and 6 more...

Gmail >
Mail, Contacts, Calendars

Add Account >

Select Add Account

Fetch New Data Push >

2:17 ↶



← Accounts

Add Account

 iCloud

 Exchange







 Outlook.com

Other

Select Exchange

2:17 ↖



Cancel

Exchange

Next

Email stinson@owosso.k12.mi.us

Description Exchange

Exchange Device ID

BRO8QQ17EL31H44MGA0BOQR08S

**Sign in to your
"owosso.k12.mi.us"
Exchange account using
Microsoft?**

Your email address will be sent to Microsoft to discover your Exchange account information.

[Configure Manually](#)

[Sign In](#)

Enter your school email (example last@owosso.k12.mi.us)

Description can be whatever you want it is Exchange by default.

After you have entered that push next in the top right-hand corner and you will be prompted with a popup select Sign in.

2:18 ↶



Cancel

🔒 login.microsoftonline.com



← stinson@owosso.k12.mi.us

Enter password

Password

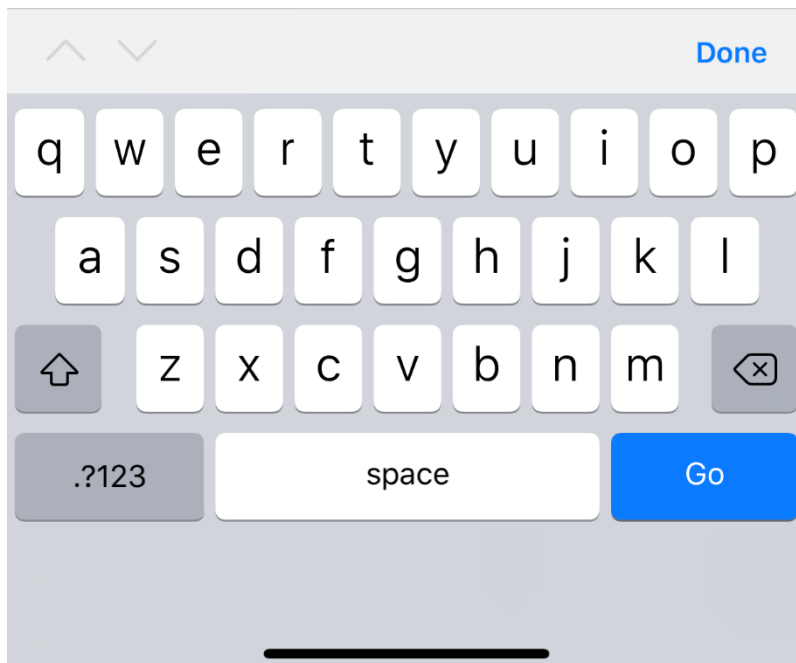
[Forgot my password](#)

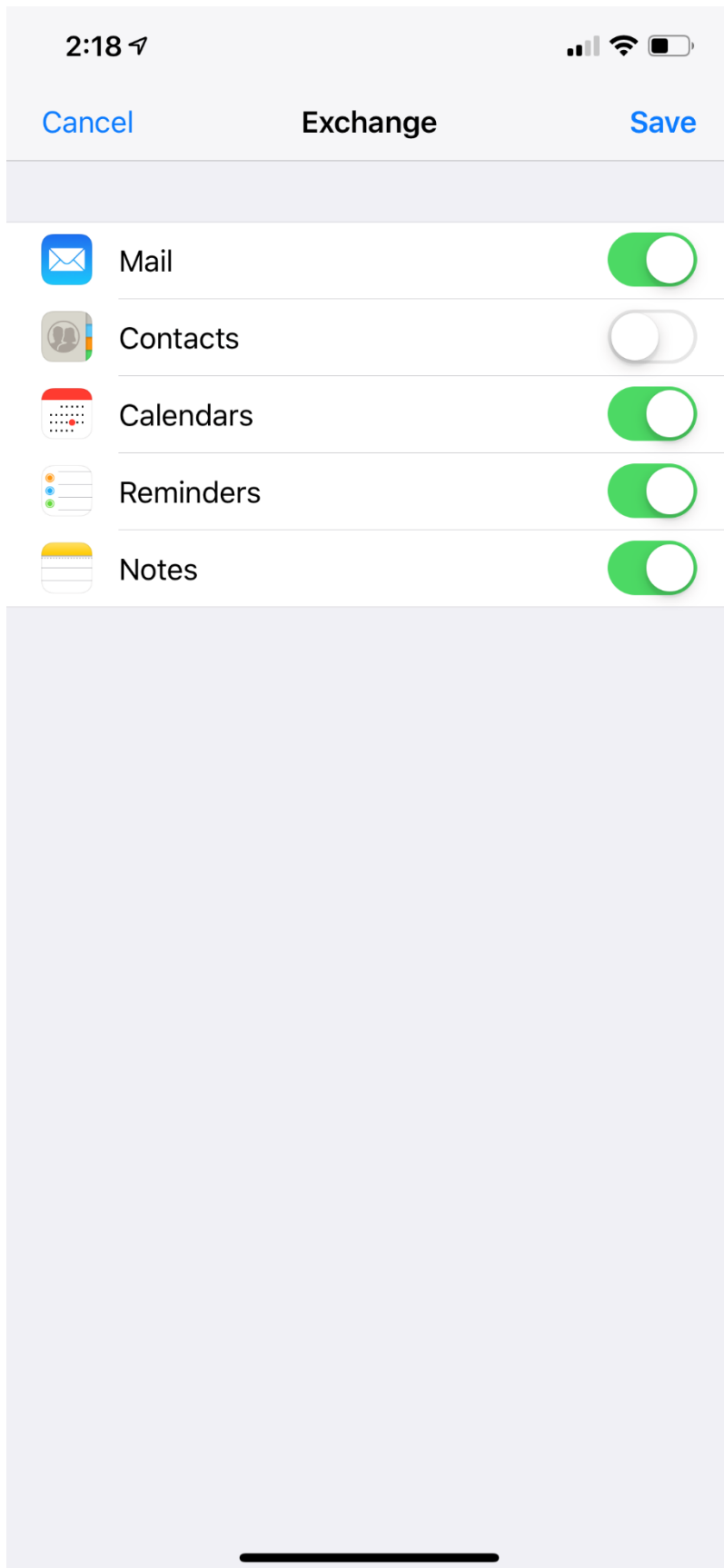
[Sign in with another account](#)

Sign in

After you push sign in it will take you to this page please enter your email password here and press sign in.

If it does not prompt this you may need to select Work or School email for it to allow you to enter your password.





You will then be prompted with this page which allows you to choose what you want to sync from your Microsoft Exchange email, then push save. You should be able to push your home button and open the mail app and see your emails from your @owosso.k12.mi.us email.

If you need assistance, please contact the Technology Department.

