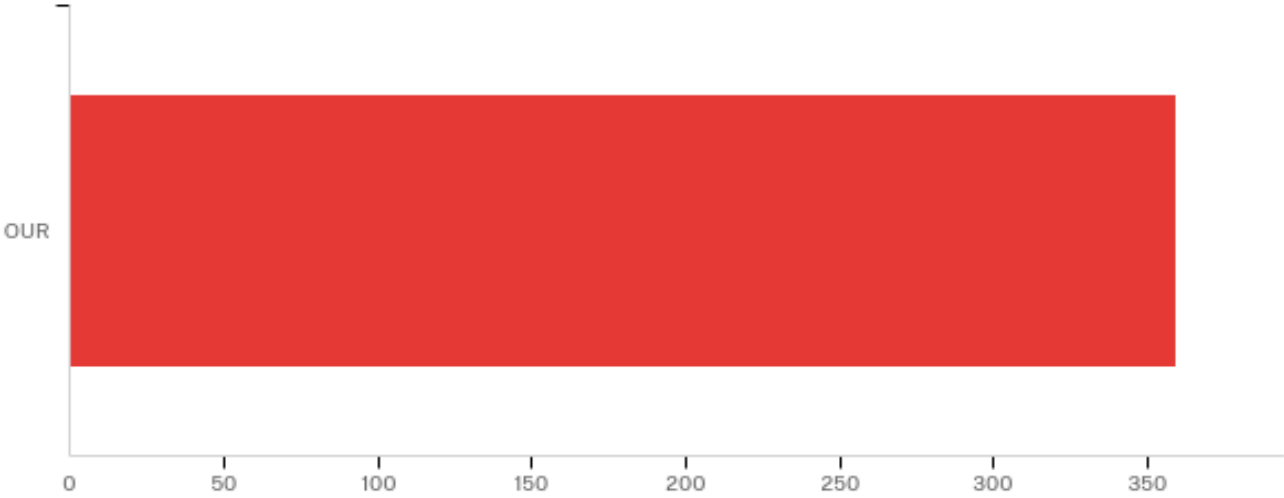


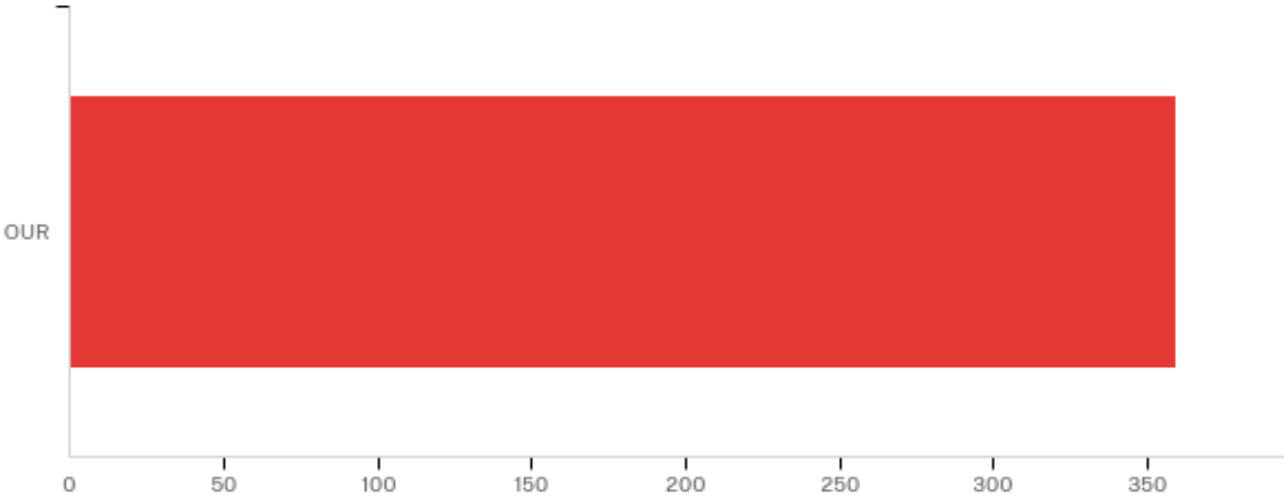
# O.U.R. Co-op 2017 Final

Arkansas Education Service Cooperative User Satisfaction Survey 2016-17  
October 27th 2017, 3:13 pm MDT

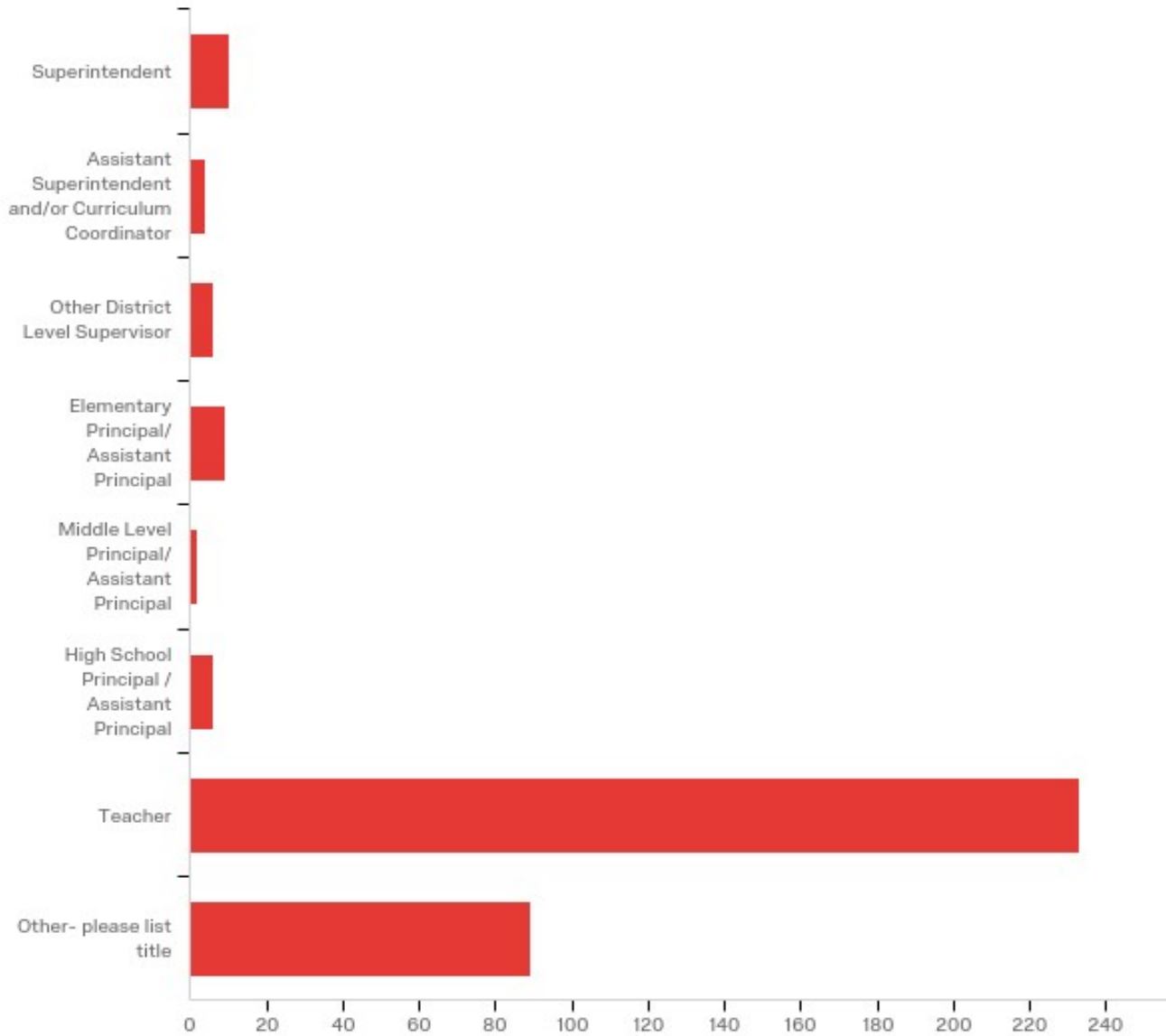
## Q1 - Please select your Education Service Cooperative



#	Answer	%	Count
1	OUR	100.00%	359
	Total	100%	359



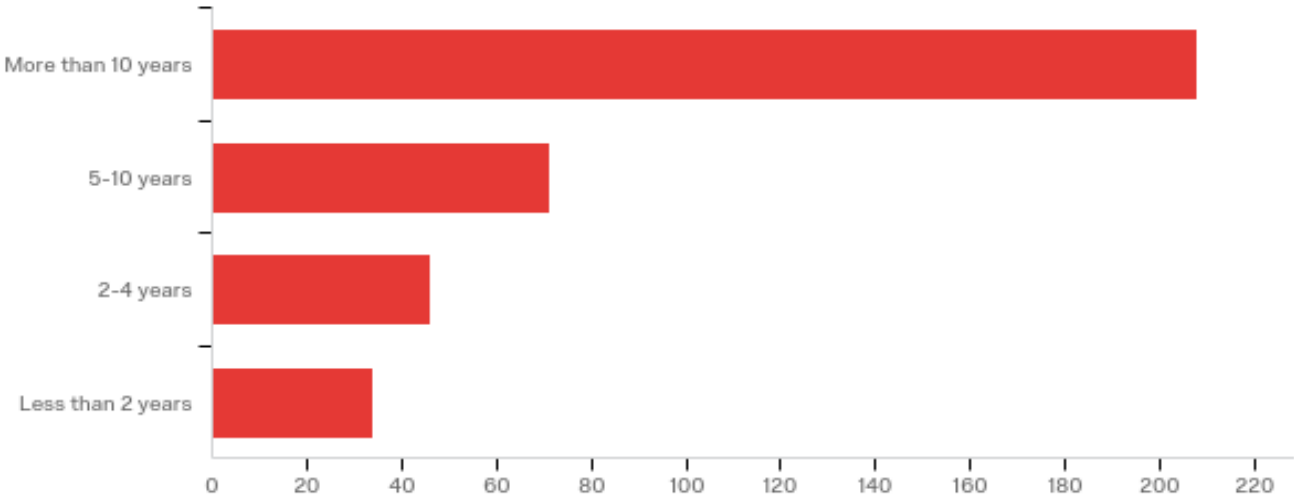
## Q2 - Which of the following best describes your job title?



#	Answer	%	Count
1	Superintendent	2.79%	10
2	Assistant Superintendent and/or Curriculum Coordinator	1.11%	4
3	Other District Level Supervisor	1.67%	6
4	Elementary Principal/ Assistant Principal	2.51%	9
5	Middle Level Principal/ Assistant Principal	0.56%	2
6	High School Principal / Assistant Principal	1.67%	6
7	Teacher	64.90%	233

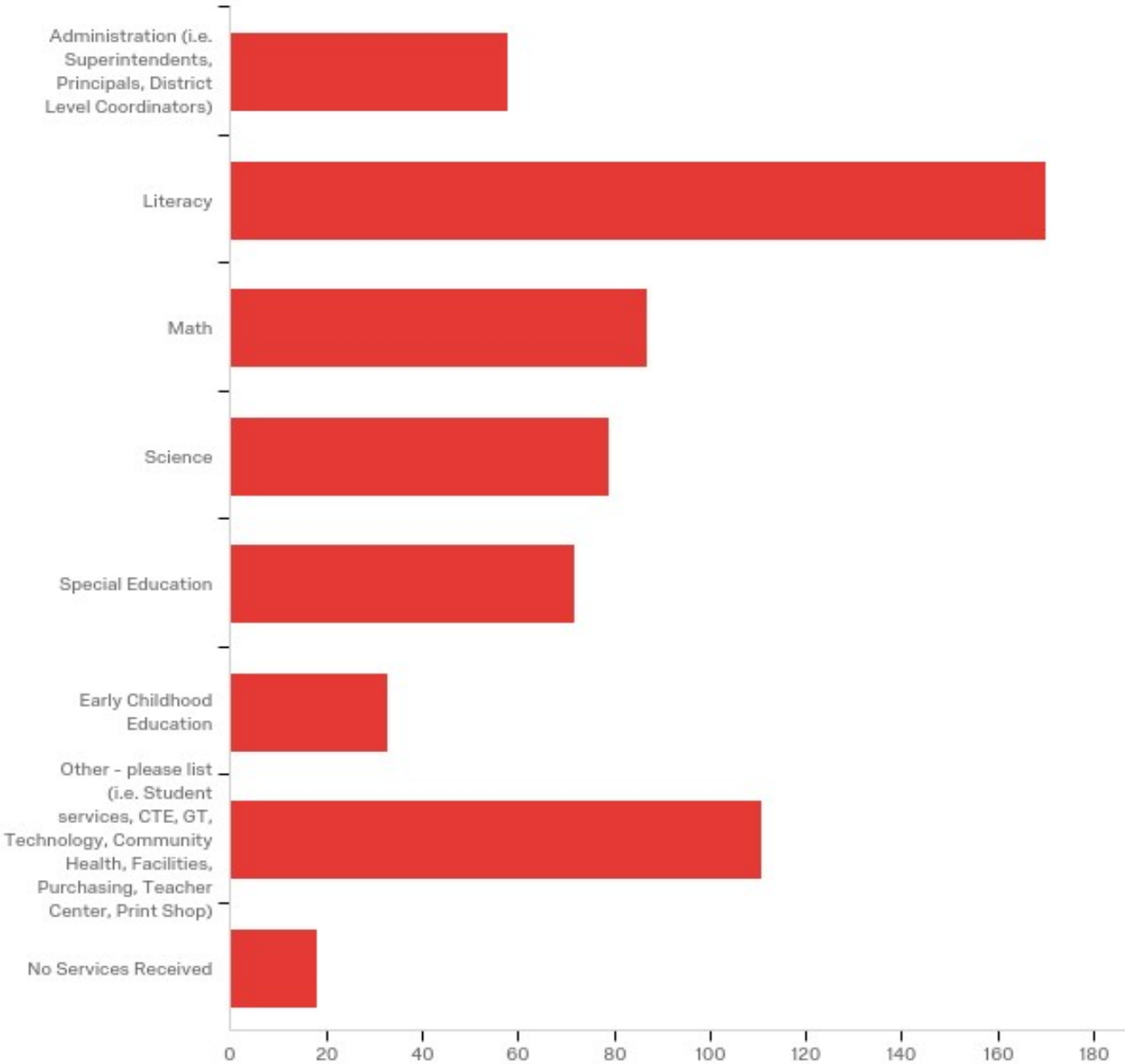
8	Other- please list title	24.79%	89
	Total	100%	359

**Q3 - Which of the following best describes the length of the time you have served as an educator in this cooperative region?**



#	Answer	%	Count
1	More than 10 years	57.94%	208
2	5-10 years	19.78%	71
3	2-4 years	12.81%	46
4	Less than 2 years	9.47%	34
	Total	100%	359

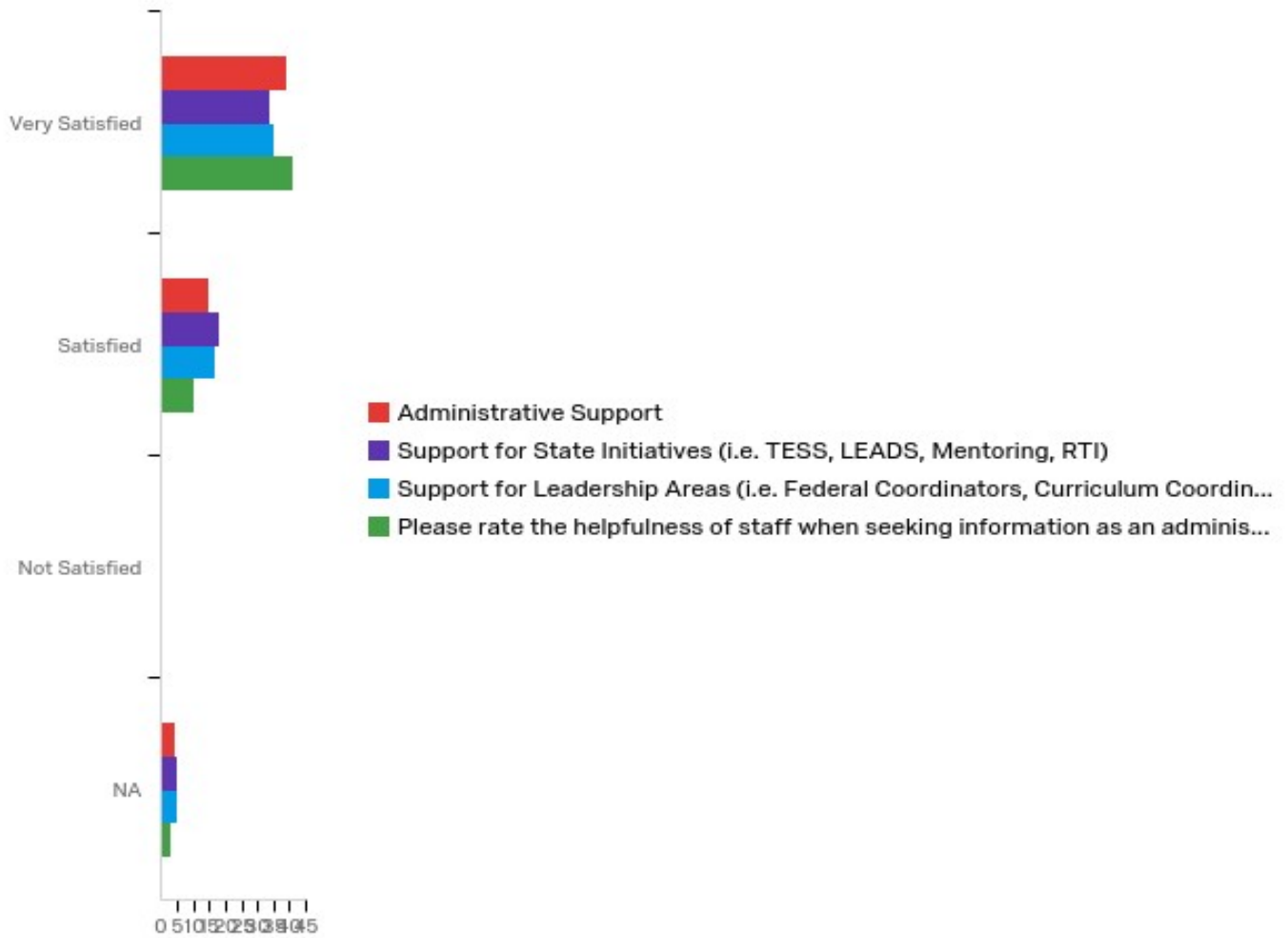
Q4 - Indicate the area(s) that you have received services either at your cooperative or in-district support by cooperative staff this school year. Select as many as apply.



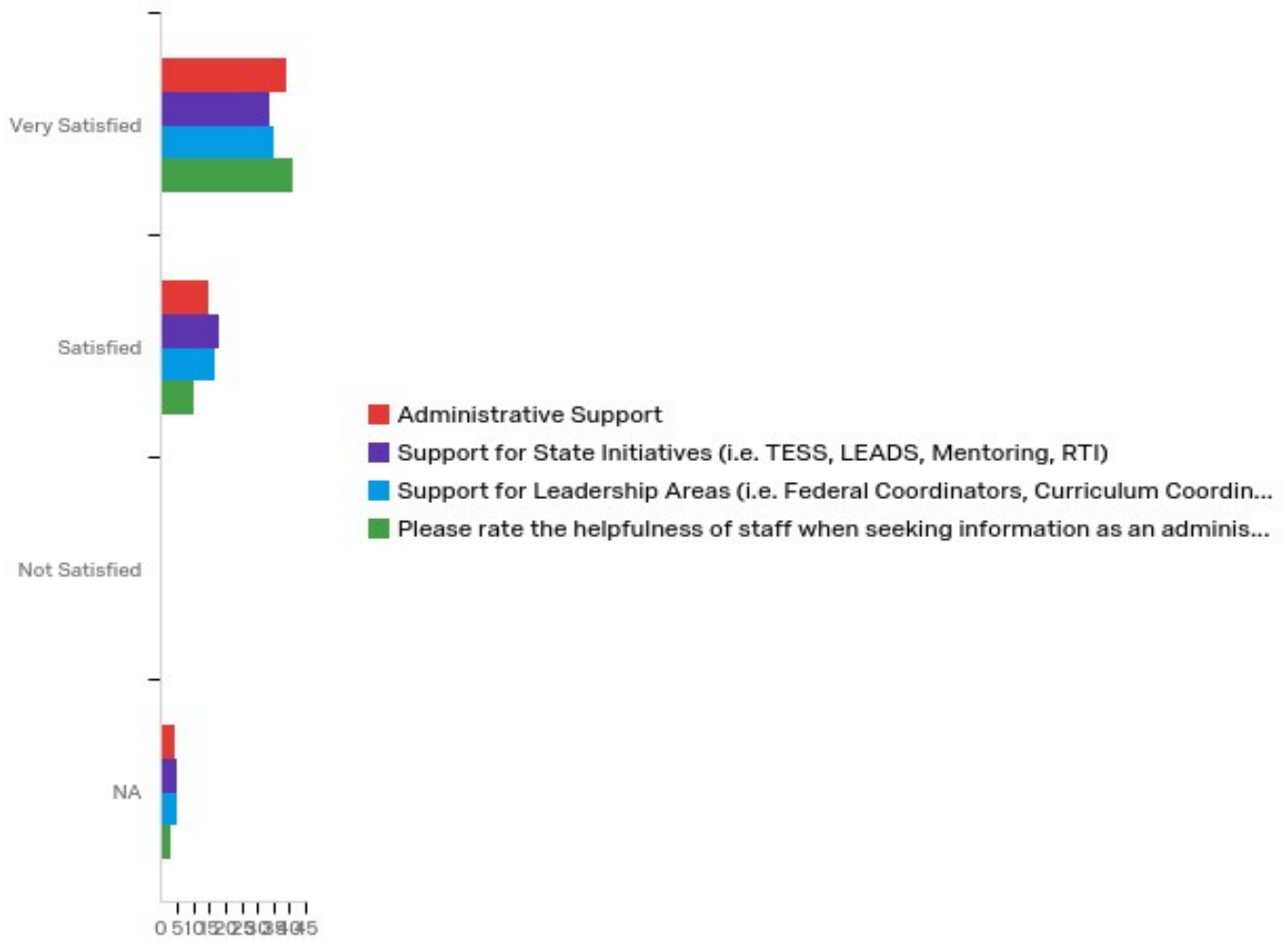
#	Answer	%	Count
1	Administration (i.e. Superintendents, Principals, District Level Coordinators)	9.24%	58
2	Literacy	27.07%	170
3	Math	13.85%	87
4	Science	12.58%	79
5	Special Education	11.46%	72

6	Early Childhood Education	5.25%	33
7	Other - please list (i.e. Student services, CTE, GT, Technology, Community Health, Facilities, Purchasing, Teacher Center, Print Shop)	17.68%	111
8	No Services Received	2.87%	18
	Total	100%	628

**Q5#1 - Which best describes the level of support services you received from your education service coope... - Please answer each question**



#	Question	Very Satisfied	Satisfied	Not Satisfied	NA	Total
1	Administrative Support	67.24%	39	25.86%	15	0.00% 0 6.90% 4 58
2	Support for State Initiatives (i.e. TESS, LEADS, Mentoring, RTI)	59.65%	34	31.58%	18	0.00% 0 8.77% 5 57
3	Support for Leadership Areas (i.e. Federal Coordinators, Curriculum Coordinators, ESL Coordinators)	61.40%	35	29.82%	17	0.00% 0 8.77% 5 57
4	Please rate the helpfulness of staff when seeking information as an administrator	75.93%	41	18.52%	10	0.00% 0 5.56% 3 54



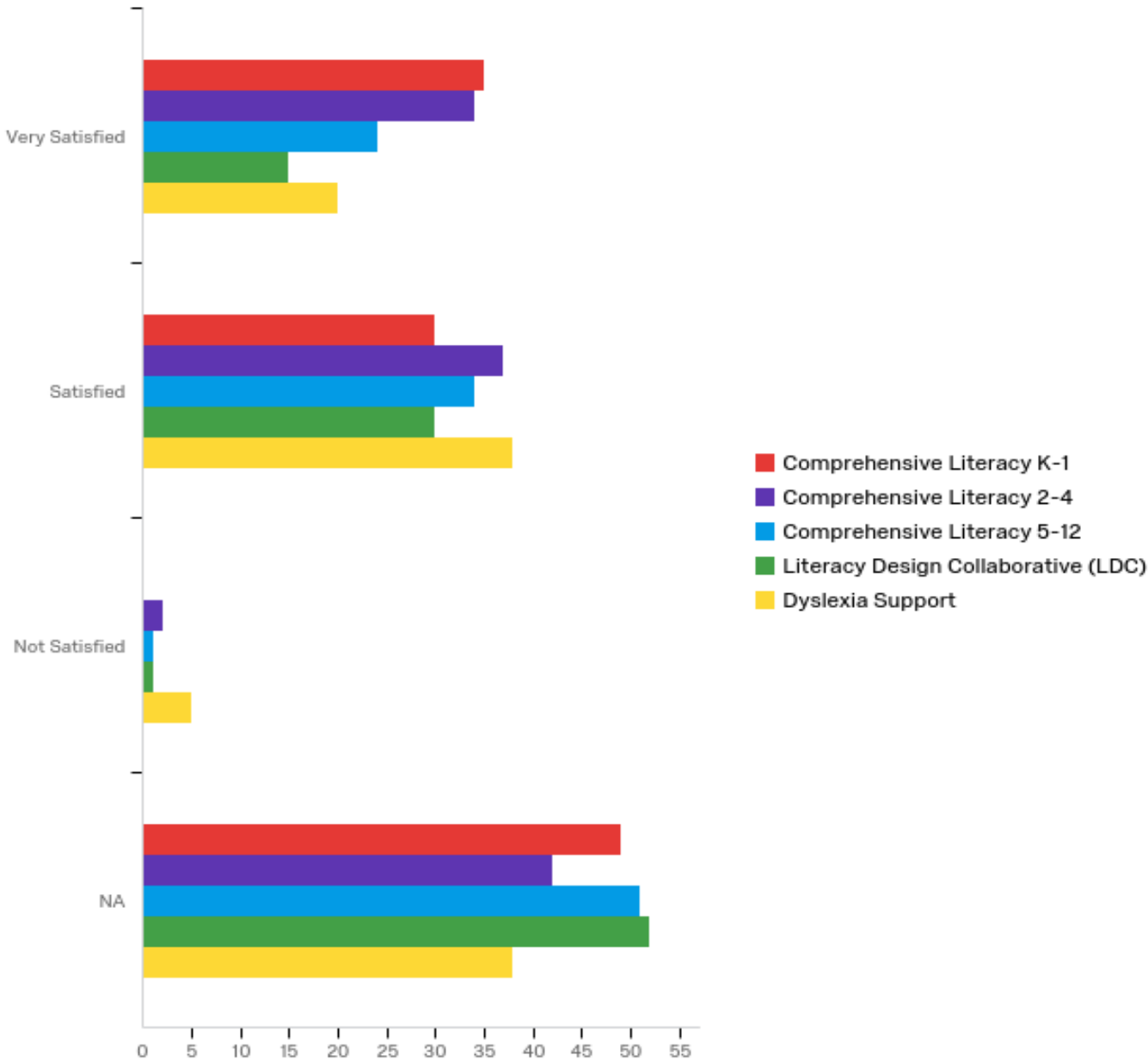


**Q6 - Please add additional comments or suggestions to improve the services and support offered to administrators.**

Please add additional comments or suggestions to improve the services and s...
The OUR Staff has helped us every time we have reached out to them for advice, information, and pd.
The staff at O.U.R. are diligent about checking with school districts in our area to find out what we need.
It has been outstanding.
The OUR Coop is an essential resource for our region. Many of the programs and services we offer would not have been possible without their guidance and assistance.

Please add additional comments or suggestions to improve the services and s...
The OUR Staff has helped us every time we have reached out to them for advice, information, and pd.
The staff at O.U.R. are diligent about checking with school districts in our area to find out what we need.
It has been outstanding.
The OUR Coop is an essential resource for our region. Many of the programs and services we offer would not have been possible without their guidance and assistance.

**Q7#1 - Please rate the services you have received in either training or on-site school support from your... - Please answer each question**



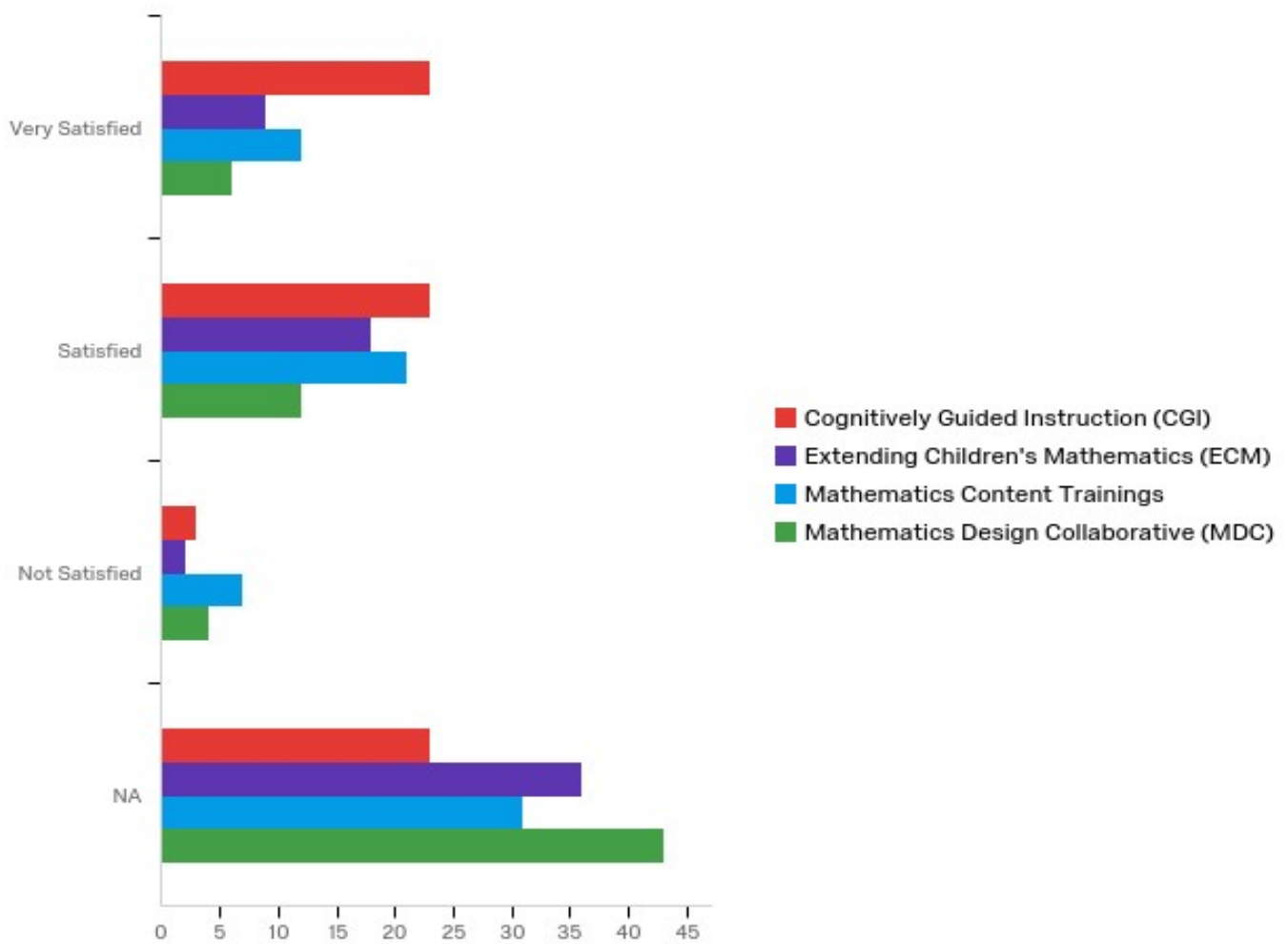
#	Question	Very Satisfied	Satisfied	Not Satisfied	NA	Total
1	Comprehensive Literacy K-1	30.70% 35	26.32% 30	0.00% 0	42.98% 49	114
2	Comprehensive Literacy 2-4	29.57% 34	32.17% 37	1.74% 2	36.52% 42	115
3	Comprehensive Literacy 5-12	21.82% 24	30.91% 34	0.91% 1	46.36% 51	110
4	Literacy Design Collaborative (LDC)	15.31% 15	30.61% 30	1.02% 1	53.06% 52	98
5	Dyslexia Support	19.80% 20	37.62% 38	4.95% 5	37.62% 38	101



**Q8 - Please add additional comments or suggestions to improve our literacy offerings and support.**

Please add additional comments or suggestions to improve our literacy offer...
I enjoyed having a literacy specialist visit my classroom to share her LDC work.
LOVE PATTY!!! She's amazing and is always available at the drop of a hat.
More support for significantly struggling readers (2 or more years below grade level) hi-lo reader info
Sometimes the "homework" is unrealistic considering already full schedules and "stressed" professional lives...
Need to include the preschool ages 3 -5
I have not received training in comprehensive literacy.
I did CLOSE reading, and Ken Stomatis, not much else literacy.
more opportunities for high school social studies specific PD ex. Economics, AR History, GPS and GIS, etc.
I received training in K-1 Oral Lang, K-2 Informative/Explanatory Writing, and K-1 Empowering Writing. All were first rate.
Pattie Wheeler helped us completely revamp early literacy for all three campuses in our district.

**Q9#1 - Please rate the services you have received in either training or on-site school support from your... - Please answer each question**



#	Question	Very Satisfied	Satisfied	Not Satisfied	NA	Total
1	Cognitively Guided Instruction (CGI)	31.94% 23	31.94% 23	4.17% 3	31.94% 23	72
2	Extending Children's Mathematics (ECM)	13.85% 9	27.69% 18	3.08% 2	55.38% 36	65
3	Mathematics Content Trainings	16.90% 12	29.58% 21	9.86% 7	43.66% 31	71
4	Mathematics Design Collaborative (MDC)	9.23% 6	18.46% 12	6.15% 4	66.15% 43	65

**Q10 - Please add additional comments or suggestions to improve our math offerings and support.**

Please add additional comments or suggestions to improve our math offerings...

Need more Content. This is the first year I have had more than one math content available. If they all make!

I have been out of Math for several years, so none of these trainings were there when I taught math.

I have not recieved any of these trainings

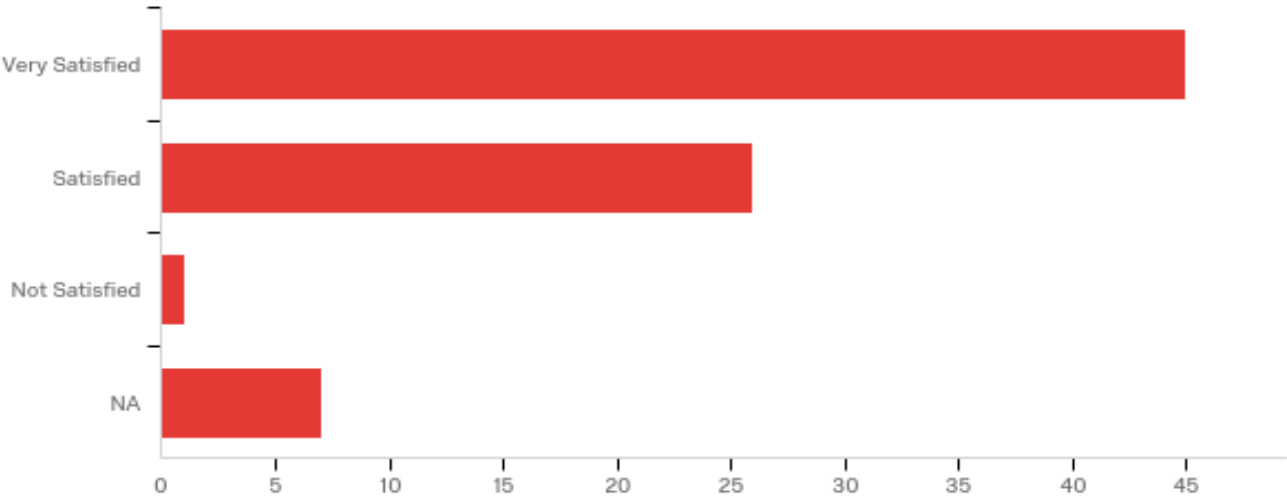
recommend proven successful remediation, RTI and progress monitoring programs/tools, recommend proven successful vertically aligned curriculum, share what successful schools doing so we can all reap the benefits, personalized learning dos and don'ts, PBIS

I received training for the the Math Standards. It was satisfactory.

We need more offerings for all grade levels in math professional development. It's very difficult to come up with hours needed each summer.

We need more math options.

**Q11#1 - Please rate the services you have received in either training or on-site school support from your... - Please answer each question**



#	Answer	%	Count
1	Very Satisfied	56.96%	45
2	Satisfied	32.91%	26
3	Not Satisfied	1.27%	1
4	NA	8.86%	7
	Total	100%	79

**Q12 - Please add additional comments or suggestions to improve our science offerings and support.**

Please add additional comments or suggestions to improve our science offeri...

I did not attend a science training but the science specialist helped me with new science standards and curriculum for my gifted education and 2nd grade enrichment activities. She also gave me pointers on how to connect science and the arts.

Shelley is the most knowledgeable and helpful instructor I've EVER worked with!!! She will ANSWER and questions at any time and if she doesn't have an answer she'll look til she finds it!!

I've never gotten much out of any of the services. I feel it's a complete wasted of my time.

The time for the training stated 8:00 am, but it didn't start till 8:30. I got there at 7:45 and the doors were still locked! I had to make special arrangements for my children before school because of this 30 minute error! It may not make much difference to them at the co-op, but some teachers still have families and responsibilities in the morning! Not happy!

Miscellaneous science trainings, science fair

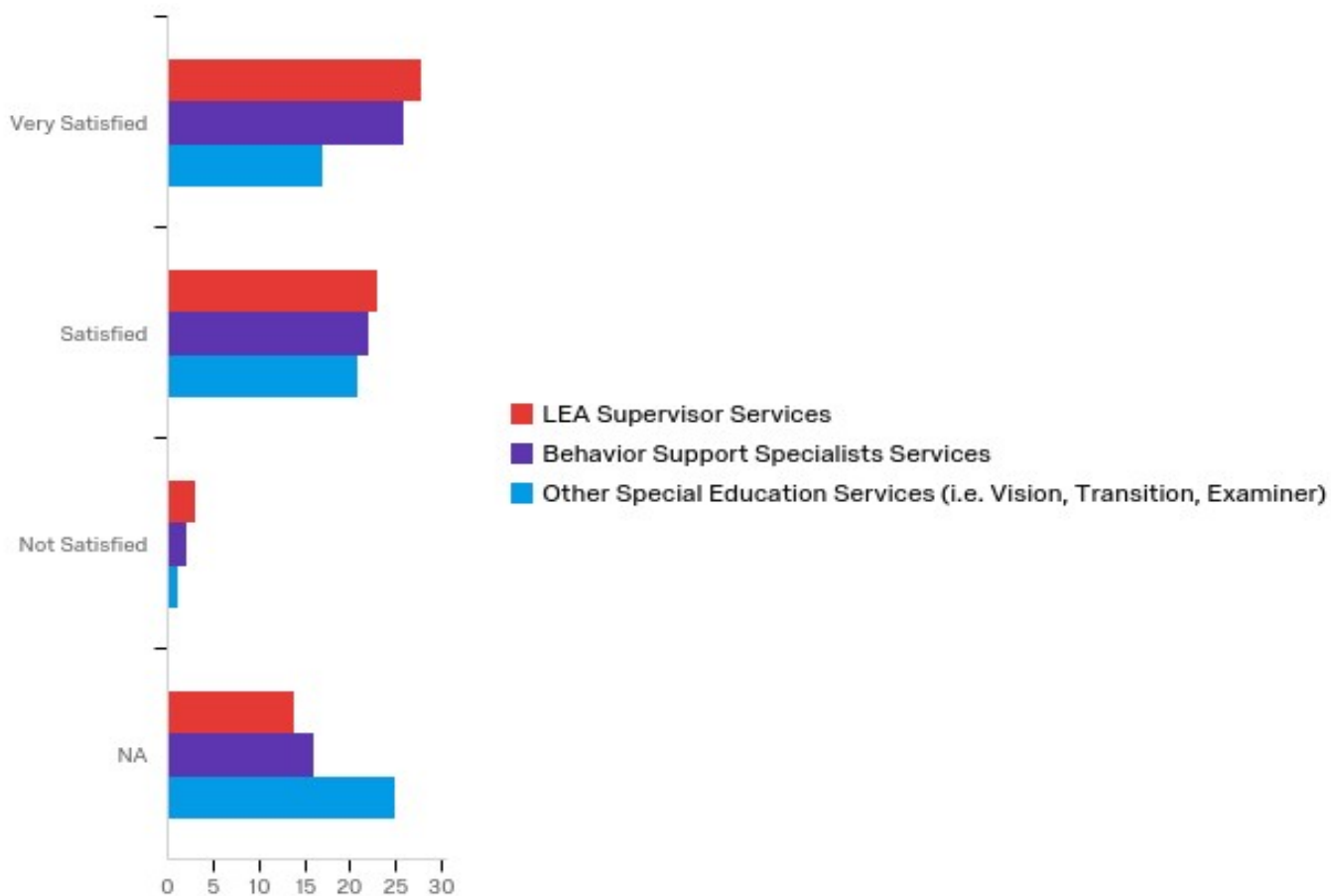
Keep up the good work!

I received training in Elementary STEM Engagement. It was terrific.

Shelley Tomlinson has done a great job supporting, inspiring, and motivating our teachers.



**Q13#1 - Please rate your overall level of satisfaction with these special education services offered thro... - Please answer each question**



#	Question	Very Satisfied	Satisfied	Not Satisfied	NA	Total				
1	LEA Supervisor Services	41.18%	28	33.82%	23	4.41%	3	20.59%	14	68
2	Behavior Support Specialists Services	39.39%	26	33.33%	22	3.03%	2	24.24%	16	66
3	Other Special Education Services (i.e. Vision, Transition, Examiner)	26.56%	17	32.81%	21	1.56%	1	39.06%	25	64

**Q14 - Please add additional comments or suggestions to improve our special education services.**

Please add additional comments or suggestions to improve our special educat...

I don't think I've ever been provided behavior support services, and I do understand the LEA's can only provide clarity of information to the degree it has been dispensed to them by the ADE.

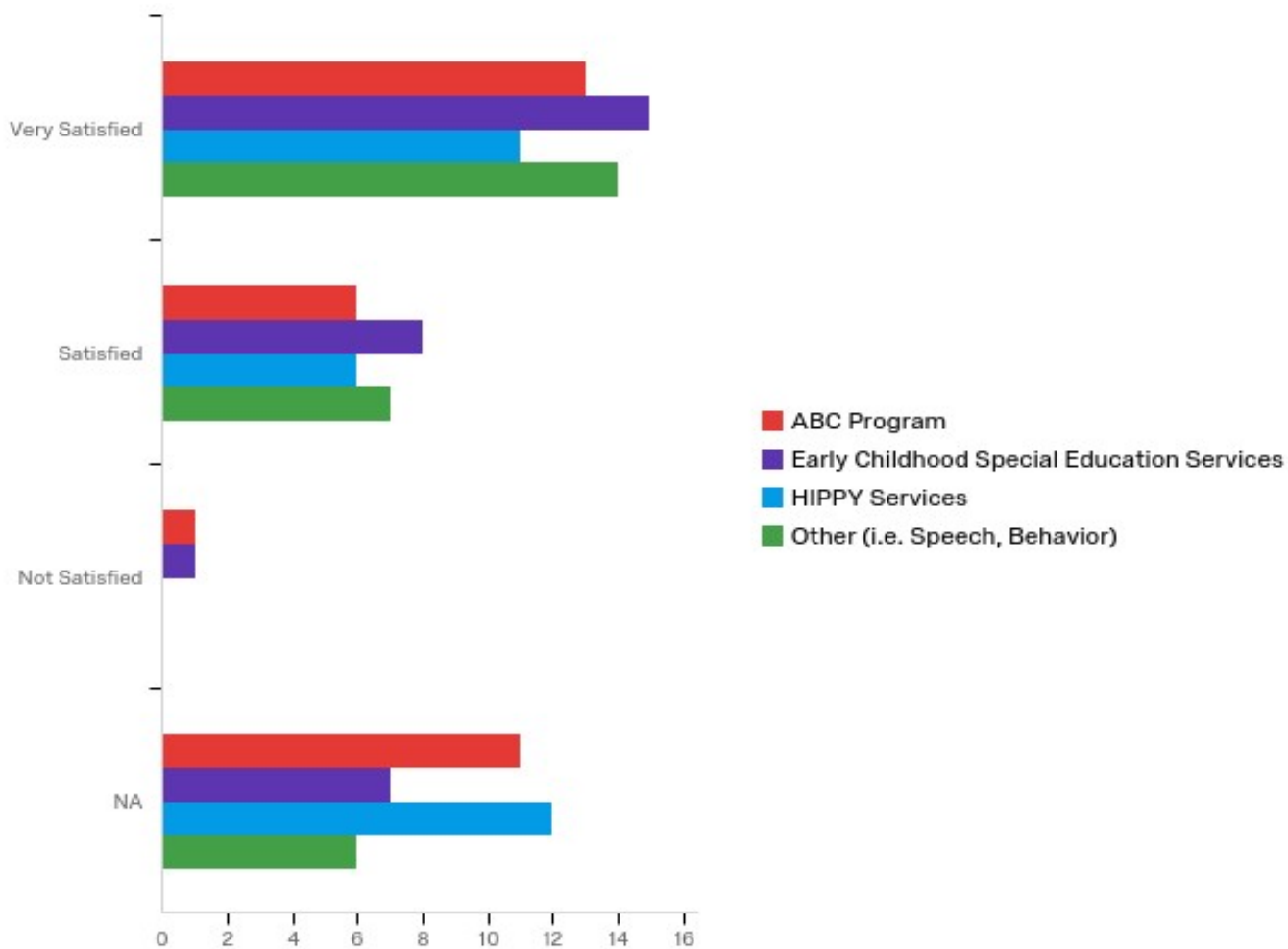
We wish you would have more workshops for personal care aids. There are no workshops for us this summer.

All the staff I have come into contact with have been very supportive.

Examiner

All educators listed are very professional and get back to me promptly. I appreciate their feedback.

**Q15#1 - Please rate your overall level of satisfaction with these early childhood services offered through... - Please answer each question**

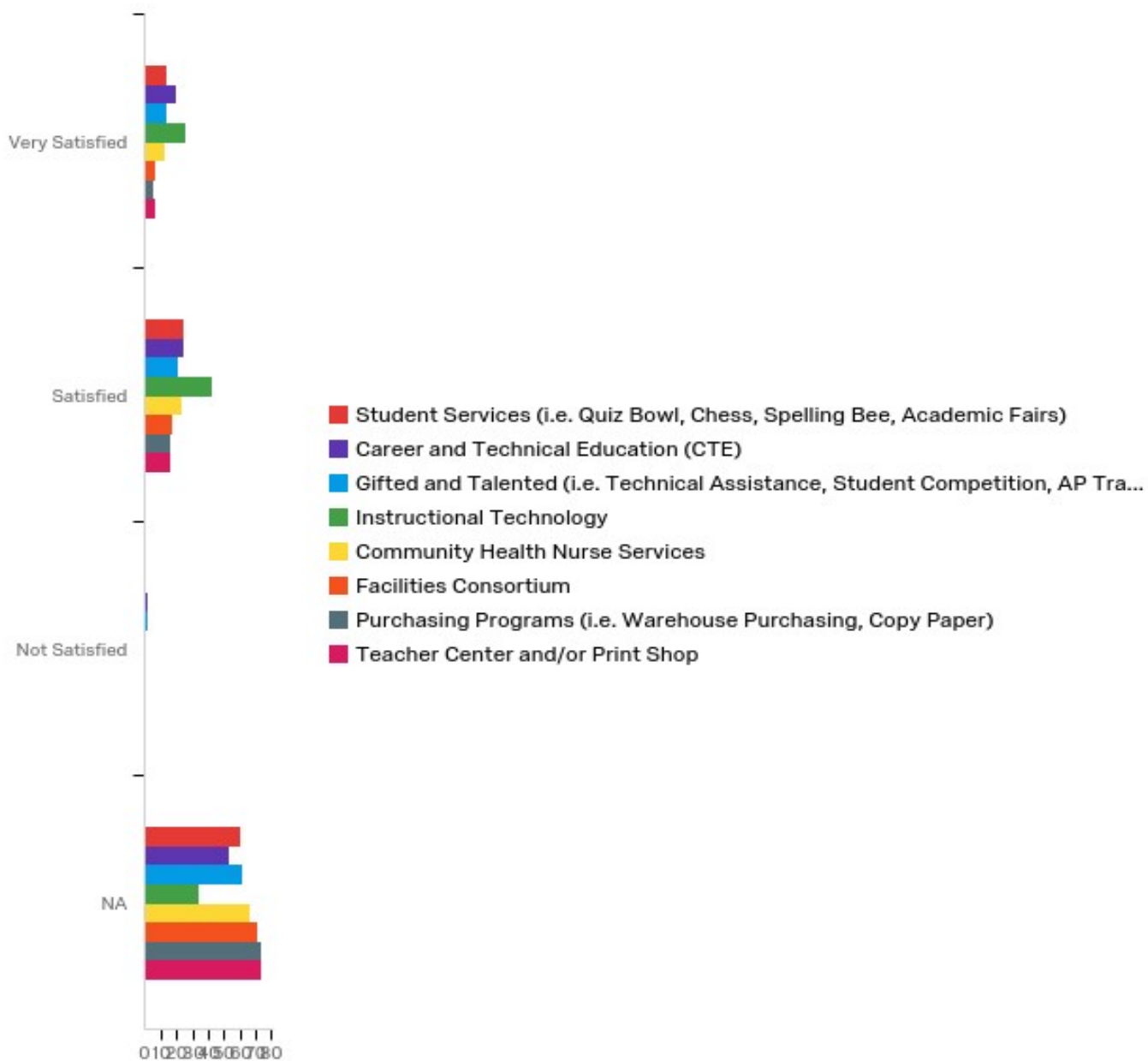


#	Question	Very Satisfied	Satisfied	Not Satisfied	NA	Total
1	ABC Program	41.94% 13	19.35% 6	3.23% 1	35.48% 11	31
2	Early Childhood Special Education Services	48.39% 15	25.81% 8	3.23% 1	22.58% 7	31
3	HIPPY Services	37.93% 11	20.69% 6	0.00% 0	41.38% 12	29
4	Other (i.e. Speech, Behavior)	51.85% 14	25.93% 7	0.00% 0	22.22% 6	27

**Q16 - Please add additional comments or suggestions to improve our early childhood services.**

Please add additional comments or suggestions to improve our early childhoo...

**Q17#1 - Please rate your overall level of satisfaction with the services provided in these areas. - Please answer each question**



#	Question	Very Satisfied	Satisfied	Not Satisfied	NA	Total
1	Student Services (i.e. Quiz Bowl, Chess, Spelling Bee, Academic Fairs)	14.14%	24.24%	1.01%	60.61%	99
2	Career and Technical Education (CTE)	20.00%	25.00%	2.00%	53.00%	100
3	Gifted and Talented (i.e. Technical Assistance, Student Competition, AP Training)	14.14%	21.21%	2.02%	62.63%	99

4	Instructional Technology	25.24%	26	40.78%	42	0.97%	1	33.01%	34	103
5	Community Health Nurse Services	11.76%	12	22.55%	23	0.98%	1	64.71%	66	102
6	Facilities Consortium	7.37%	7	17.89%	17	0.00%	0	74.74%	71	95
7	Purchasing Programs (i.e. Warehouse Purchasing, Copy Paper)	5.21%	5	16.67%	16	1.04%	1	77.08%	74	96
8	Teacher Center and/or Print Shop	6.25%	6	16.67%	16	0.00%	0	77.08%	74	96

**Q18 - Please add additional comments or suggestions to improve any of the services listed above.**

Please add additional comments or suggestions to improve any of the service...
NA
Wow....I was not aware there is a Teacher Center at the coop!
I believe our Coop does an excellent job in providing us with continuing education.
Each time I have attended any workshop, it has always been top quality.
With some technology sessions, I am there for help learning how to use and implement...and desire to see how they've been used successfully...I can "explore and practice" more on my own time...
I liked the book study format, I would like to have more of these opportunities.
I don't understand what you mean by Facilities Consortium, and several of these are programs of which I'm completely unaware...purchasing programs and a print shop?
I think our COOP does an excellent job.
GT support has been excellent.
I signed up for a workshop on specific technology but we never discussed that technology, instead we looked at many teacher sites online which was beneficial but did not cover the material that I was wanting to learn
None
I received training with IDEAS and Lynda.com. It was very good.

**Q19 - Please provide comments or suggestions to improve other services or programs provided through your cooperative (i.e. Foster Grandparents, Migrant Education, AmeriCorps, etc.)**

Please provide comments or suggestions to improve other services or program...

NA

Grandparents as parents would be helpful, ACES/toxic stress, trauma-informed care

We need more services for media specialists. We used to have monthly meetings so that we could get together with other area media specialists and compare things that are working for each of us.

None at this time.

NA

The professional development I have received has overall been quite beneficial. I don't know whether or not it's possible to expand your reach into providing educational field trips for students either through a skype type of scenario or providing a physical opportunity for several schools to benefit from a traveling art show, music performance, entrepreneur, etc.

None that I can think of at this time.

None



**Q20 - If you received no services, what support or services do you need from your cooperative?**

If you received no services, what support or services do you need from your...

ACT Aspire test prep

content -focused PD opportunities (music and arts)

Music Workshops

none

services that fit for LMS and classes that make

training in teaching phonics, helping struggling readers in K-2

would like to know information about services that our offered.