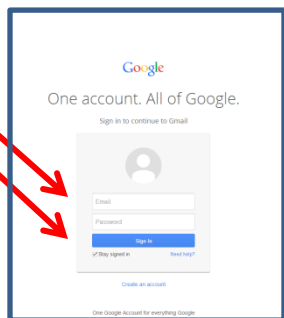




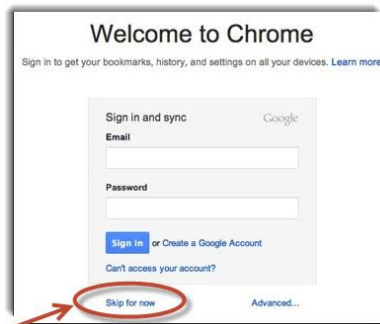
# Google Apps for Education

## Logging onto your Google Apps for Education Account or (GAFE)

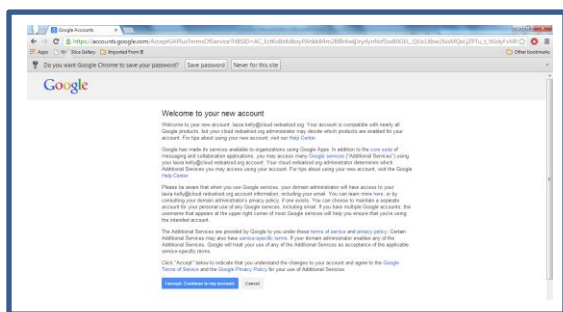
- Go to the Google Apps link provided on the District “Student” section under “Student Digital Subscriptions” on the left OR do a search for Gmail, Google Drive, etc...)  
Note: It may default to a google login, simply disregard the 2<sup>nd</sup> screen shot below. Students may land on a login for Chrome. (see 2<sup>nd</sup> screen shot) *They will choose the option to “Skip for now”.* )




OR



- 4-12 GAFE login format is as follows:
  - Login: [firstname.mi.lastname@cloud.redoakisd.org](mailto:firstname.mi.lastname@cloud.redoakisd.org) (can be found in Skyward)
  - 1 of 3 options
    - Password: id#-initials (first initial, middle initial, last initial... all lower case... be sure to include -)
    - If a student had an account last year and changed their password, whatever password they changed it to is still valid..
    - If a student was in 7-12 last year in ROISD, but never logged into their Google account, their password is redoakhawks.
- You will be directed to read and accept the user agreement if it your first time logging into the account.



- You are directed to your Gmail page. From here you can click on the “three x three” grid  at the top right to access your GAFE suite of applications. It is suggested that you download the google suite of apps on any device you may use for school. The functionality of the applications works better through the apps.

Recommended apps are: Google Docs, Google Sheets, Google slides, Google Classroom