

Red Oak Independent School District
H.A. Wooden Elementary School
2017-2018 Campus Improvement Plan



Mission Statement

The mission of Wooden Elementary is to create life-long learners who are academically and socially prepared to be productive citizens by providing a safe environment with strong parental and community involvement where all children are challenged through stimulating learning experiences to meet the community goal of “Realizing Our Individual Student’s Dreams.”

Vision

WE ARE a community of learners. As Educators, Staff, Parents and Board of Trustees in the RED OAK family, we embody these attributes in ourselves and desire to teach our students:

WE POSSESS the knowledge, skills, heart, and commitment to make a difference.

WE DARE to dream, work hard, and go the extra mile to make those dreams come true.

WE ASPIRE to learn—looking beyond our present classroom walls to seek knowledge and innovation.

WE REPRESENT honesty and respect in all that we do—focusing on the needs of students, families, and the community.

WE FLOURISH in an open, safe and vibrant environment—meeting challenges and seizing opportunities.

WE RECOGNIZE effort, embrace improvement, strengthen achievement, and continually pursue excellence.

Our Students' Success Is Our Success.

We Are Red Oak!

Value Statement

We believe that:

each student is equally important.

every student has value.

students are responsible for their decisions and actions.

each student deserves to be loved and respected.

all students can learn.

all students have the right to a safe school environment.

parental and community involvement strengthens the school environment.

Table of Contents

Comprehensive Needs Assessment	6
Demographics	6
Student Academic Achievement	7
School Processes & Programs	11
Perceptions	13
Comprehensive Needs Assessment Data Documentation	14
Goals	17
Goal 1: Exhibits Academic Readiness: Provide all learners an engaging and innovative approach to education that reaches the specific and diverse needs of each learner.	17
Goal 2: Seek Opportunities and Challenges of Learning: Promote and support a robust digital-aged learning environment to inspire student learning, effective communication, problem solving and creativity.	20
Goal 3: Demonstrates Fair/ Respectful & Well-Rounded Characteristics: Provide all learners with a safe, secure, nurturing and positive learning environment.	22
Goal 4: Leaves a Legacy Through Service: Actively engage our community to strengthen partnerships that support the evolving needs of students in the district.	25
System Safeguard Strategies	27
Title I Components	28
Schoolwide Program Plan	28
Ten Schoolwide Components	28
Title I Component Personnel	29
Campus Instructional Leadership Team	30

Comprehensive Needs Assessment

Demographics

Demographics Summary

Wooden Elementary currently serves students from PK to 5th grade. Wooden Elementary ended the 2016-2017 school year with 540 students enrolled. Wooden Elementary is comprised of the following Ethnic Distribution:

African American: 4.6%

Hispanic: 49.4%

White: 40.8%

American Indian: 1.3%

Asian: .6%

Two of More Races: 3.3%

English Language Learners: 31.4%

At-Risk: 56.3%

Mobility Rate: 9.2%

Demographics Strengths

Our attendance rate has consistently been above 95%.

Problem Statements Identifying Demographics Needs

Problem Statement 1: As our school continues to become more and more diverse, meeting the needs of all students will continue to be our laser focus.

Student Academic Achievement

Student Academic Achievement Summary

Wooden Elementary is committed to providing a safe and supportive learning environment for each of our students every day of the school year. The use of data helps teachers collaborate in Professional Learning Communities (PLC) to design quality instruction based on the needs of individual students. Our goal is to know where students are performing and to provide the appropriate level of challenge to move them to their highest potential. While academic performance is a top priority, so is the assurance that we are providing a safe and respectful learning environment for our students and staff. Lessons based on the Graduate Profile provide opportunities to allow our children to be well-rounded and focus on leading a healthy lifestyle.

2017 STAAR Approaches GL Percentages:

3rd Grade Math - 79.27%

3rd Grade Reading - 78%

4th Grade Math - 91.4%

4th Grade Reading - 83%

4th Grade Writing - 73%

5th Grade Math - 96.3%

5th Grade Reading - 78.4%

5th Grade Science - 87.6%

2017 STAAR Mastered GL Percentages:

3rd Grade Math - 23%

3rd Grade Reading - 29.4%

4th Grade Math - 44%

4th Grade Reading - 31%

4th Grade Writing - 12.8%

5th Grade Math - 24.6%

5th Grade Reading - 29.1%

5th Grade Science - 19.7%

Student Academic Achievement Strengths

4th Math

Approaches Grade Level - 91%

Masters Grade Level - 44%

5th Grade Math

Approaches Grade Level - 96%

Problem Statements Identifying Student Academic Achievement Needs

Problem Statement 1: While our students performed well in the approaching grade level reporting category, students need to be continually challenged to perform at the mastered grade level category.

School Processes & Programs

School Processes & Programs Summary

Wooden Elementary uses multiple resources to help provide focus for curriculum, instruction, and assessment. The TEKS Resource System's scope and sequence and curriculum based assessments were utilized as a guide to providing and promoting critical thinking and problem solving skills, communication, creativity, and collaboration. Each week, grade level PLCs met for intensive data analysis and planning sessions to review the skills that had been taught, the skills that would be coming up in the next weeks, and to map out strategies and activities for reteaching to fill in the gap.

For each content area, assessment plays a vital role in driving instruction and making decisions. Wooden Elementary is committed to provide opportunities for students to interact collaboratively, with hands-on activities, performance based assessments, open-ended questions and responses, and promoting the 21st Century Skills to ensure mastery. Students are encouraged and allowed to demonstrate their learning through authentic assessments, including project-based learning, student-created products, and presentations (group and individual). We utilize Istation, Texas Treasures, STEM Scopes, TEKS Resource System, and campus/district benchmarks for formal assessments in kindergarten through 2nd grade. In addition to these assessments, we also utilize STAAR released items and Fountas and Pinnell LLI Resources for grades 3 through 5. All special courses and programs such as special education, dyslexia, ELL, fine arts, and physical education promote and provide support for the standard of assessment utilized by our campus and district. Our ELL students are also assessed formally each year by the Texas English Language Proficiency Assessment System (TELPAS). All assessment data, whether formal or informal, is disaggregated, analyzed, and fine-tuned to drive instructional needs.

Grade level PLCs are held with campus administrators and instructional coach. The PLCs focus is on upcoming lessons, data review, and strategic planning. Grade levels have a daily common planning and focused intervention time. Formal planning and data meetings occur within a week after a formal assessment has been given.

Student progress is monitored through informal and formal assessments, along with focused tutorials and interventions. The RTI committee meets twice a month, after school, to provide support and academic strategies for teachers to utilize with identified students.

All staff, professional and para-professional, have many opportunities throughout the school year and summer, to attend professional development sessions, on and off campus, to enhance the teaching and learning environment for our students, and addressing the needs of our campus as identified in the plan.

School Processes & Programs Strengths

- The district curriculum bases assessments (CBA's) are created with teacher input. There is a process in place for teachers to review the assessments and give feedback as to what they feel should be changed.
- CBA's use multiple representations such as graphs, diagrams, tables, charts, etc. They also include higher order thinking and multi-step processing.
- Every week teachers hold a PLC meeting to discuss the data as a group, and develop a plan for intervention based on this data.

- Progress is tracked for students by using the Level Up campaign. The students set goals and track their progress from assessment to assessment.

Problem Statements Identifying School Processes & Programs Needs

Problem Statement 1: While we are working on our PLC process we need to continue to not only utilize data for intervention, but also for enrichment.

Perceptions

Perceptions Summary

The culture at Wooden Elementary is one of family and learning. The staff and students are committed to growth in each student. The school is a safe environment where students feel they can freely express themselves. Visits to the office for major discipline events are not frequent, and these events do not effect student achievement.

Perceptions Strengths

We have a full time police officer who helps contribute to the feeling of safety and security at school. Wooden has several after school clubs including the art club, music club, and chess club. Our attendance rate was above 96% for the 2016-2017 school year. Students and staff describe the culture at Wooden as family oriented. We have programs such as Wooden Warrior and Personal Best that promote and encourage positive student behaviors. Student leadership opportunities include Flag Patrol, Safety Patrol, and Partner PE, and Project Success. Student discipline referrals are low. Discipline policies and procedures are both proactive and reactive. We use a program called R-time to reduce bullying and promote social skills. No students were sent to DAEP during the 2016-2017 school year.

- Safety drills are conducted monthly on our campus. They are orderly, well-coordinated, and well-supervised.
- Accountability is fast and accurate.
- Having an armed police officer on campus daily helps everyone feel more secure so that we can continue to educate our students without worry.

Problem Statements Identifying Perceptions Needs

Problem Statement 1: Wooden Elementary would like to bridge the connection between new families and continue to find innovative ways to increase parental and community involvement at the campus.

Comprehensive Needs Assessment Data Documentation

The following data were used to verify the comprehensive needs assessment analysis:

Improvement Planning Data

- District goals
- Campus goals
- Current and/or prior year(s) campus and/or district improvement plans
- Campus and/or district planning and decision making committee(s) meeting data
- State and federal planning requirements

Accountability Data

- Texas Academic Performance Report (TAPR) data
- Performance Index Framework Data: Index 1 - Student Achievement
- Performance Index Framework Data: Index 2 - Student Progress
- Performance Index Framework Data: Index 3 - Closing Performance Gaps
- Performance Index Framework Data: Index 4 - Postsecondary Readiness
- System Safeguards and Texas Accountability Intervention System (TAIS) data
- Critical Success Factor(s) data
- Accountability Distinction Designations
- Federal Report Card Data
- PBMAS data
- Community and student engagement rating data
- Annual Measurable Achievement Objectives (AMAO) data

Student Data: Assessments

- State and federally required assessment information (e.g. curriculum, eligibility, format, standards, accommodations, TEA information)
- State of Texas Assessments of Academic Readiness (STAAR) current and longitudinal results, including all versions
- STAAR End-of-Course current and longitudinal results, including all versions
- Progress of prior year STAAR failures
- STAAR Released Test Questions
- STAAR ELL Progress Measure data
- Texas English Language Proficiency Assessment System (TELPAS) results
- Texas Primary Reading Inventory (TPRI), Tejas LEE, or other alternate early reading assessment results
- Texas Success Initiative (TSI) data for postsecondary/college-ready graduates data
- Advanced Placement (AP) and/or International Baccalaureate (IB) assessment data
- SAT and/or ACT assessment data

- PSAT and/or ASPIRE
- Student Success Initiative (SSI) data for Grades 5 and 8
- SSI: Istation Indicators of Progress (ISIP) accelerated reading assessment data for Grades 3-5 (TEA approved statewide license)
- SSI: Compass Learning accelerated reading assessment data for Grades 6-8 (TEA approved statewide license)
- SSI: Apex Learning accelerated reading assessment data for English I and II (TEA approved statewide license)
- SSI: Think Through Math assessment data for Grades 3-8 and Algebra I (TEA approved statewide license)
- Local diagnostic reading assessment data
- Local diagnostic math assessment data
- Local benchmark or common assessments data
- Student failure and/or retention rates
- Running Records results
- Observation Survey results
- Istation Indicators of Progress (ISIP) reading assessment data for Grades PK-2

Student Data: Student Groups

- Race and ethnicity data, including number of students, academic achievement, discipline, attendance, and rates of progress between groups
- Number of students assigned to each special program, including analysis of academic achievement, race, ethnicity, gender, etc.
- Economically Disadvantaged / Non-economically disadvantaged performance and participation data
- Male / Female performance and participation data
- Special education population, including performance, discipline, attendance, and mobility
- Migrant population, including performance, discipline, attendance, and mobility
- At-Risk population, including performance, discipline, attendance, and mobility
- ELL or LEP data, including academic achievement, support and accommodation needs, race, ethnicity, gender, etc.
- Career and Technical Education (CTE) data, including academic achievement, program growth, race, ethnicity, gender, etc.
- Section 504 data
- Homeless data
- Gifted and talented data
- Dyslexia Data
- Response to Intervention (RtI) student achievement data

Student Data: Behavior and Other Indicators

- Completion rates and/or graduation rates data
- Annual dropout rate data
- Attendance data
- Mobility rate, including longitudinal data
- Discipline records
- Violence and/or violence prevention records
- Tobacco, alcohol, and other drug-use data

- Student surveys and/or other feedback
- Class size averages by grade and subject

Employee Data

- Professional learning communities (PLC) data
- Staff surveys and/or other feedback
- Highly qualified staff data
- Teacher/Student Ratio
- Campus leadership data
- Campus department and/or faculty meeting discussions and data
- Professional development needs assessment data
- Evaluation(s) of professional development implementation and impact
- PDAS and/or T-TESS

Parent/Community Data

- Parent surveys and/or other feedback
- Parent Involvement Rate
- Community surveys and/or other feedback

Support Systems and Other Data

- Organizational structure data
- Processes and procedures for teaching and learning, including program implementation
- Communications data
- Capacity and resources data
- Budgets/entitlements and expenditures data
- Study of best practices
- Action research results
- Other additional data









Goals

Goal 1: Exhibits Academic Readiness: Provide all learners an engaging and innovative approach to education that reaches the specific and diverse needs of each learner.

Performance Objective 1: Utilize available data to identify and track individual student academic growth.

Evaluation Data Source(s) 1:

Summative Evaluation 1:

Strategy Description	TITLE I	Monitor	Evidence that Demonstrates Success	Formative Reviews		
				Dec	Feb	May
System Safeguard Strategy PBMAS 1) Grade level teams will meet in Professional Learning Communities (PLC) once per week to monitor student growth and adjust instruction to the needs of each student.	1.0, 2.0, 3.0, 4.0, 5.0, 8.0, 9.0	Admin, team leaders, and teachers	Calendar and PLC notes			
 = Accomplished  = Considerable  = Some Progress  = No Progress  = Discontinue						

Goal 1: Exhibits Academic Readiness: Provide all learners an engaging and innovative approach to education that reaches the specific and diverse needs of each learner.

Performance Objective 2: Create a process for students, parents, and staff to measure growth based on individual needs using a variety of measurements.

Evaluation Data Source(s) 2:

Summative Evaluation 2:

Strategy Description	TITLE I	Monitor	Evidence that Demonstrates Success	Formative Reviews		
				Dec	Feb	May
<p>System Safeguard Strategy PBMAS</p> <p>1) 1) Campus staff will be trained throughout the year in using data to drive instructional decisions and promote growth both in the students and in themselves. Staff will participate in focused Professional Learning Communities (PLCs) and in Content Area Vertical Alignment Teams. Areas of focus for 2017-18 will be: Balanced Literacy Literacy Stations DRA TPRI Eduphoria Aware Benchmarks Curriculum Based Assessments TELPAS STAAR 2017 Data</p>	1.0, 2.0, 3.0, 4.0, 5.0, 8.0, 9.0	All professional staff members	Students and staff will be more aware of their growth and will set goals for continued growth.			
<p>2) 2) Plans for assisting Pre-Kindergarten students in the transition from early childhood programs. The following activities will be used to support this strategy: Implement Pre-Kindergarten Guidelines Coordinate transition plan with PreK and Kindergarten teachers in the spring for PreK students to visit kinder classrooms</p>	7.0	Campus Administrators PK Teachers	TTESS Pre-Kindergarten Report Card Teacher Feedback Frog Street Pre-Assessment			
<p> = Accomplished = Considerable = Some Progress = No Progress = Discontinue </p>						

Goal 1: Exhibits Academic Readiness: Provide all learners an engaging and innovative approach to education that reaches the specific and diverse needs of each learner.

Performance Objective 3: Recruit and retain highly motivated staff while providing ongoing and relevant professional development that translates to student engagement and success.

Evaluation Data Source(s) 3:

Summative Evaluation 3:

Strategy Description	TITLE I	Monitor	Evidence that Demonstrates Success	Formative Reviews		
				Dec	Feb	May
1) Teacher leaders will present current strategies being used in their classrooms at staff meetings for others to learn. A minimum of one presenter per staff meeting.	1.0, 2.0, 3.0	Campus Administration Librarian Team Leaders	A minimum of one "teacher share" per month during staff meetings.			
2) Provide a campus mentor/support for first and second year teachers (new to Red Oak and new to Wooden).	1.0, 4.0, 5.0	Campus Administration Director of Human Resources	Meeting Notes/ Agenda			
3) Administrators will commit to three walkthroughs/observations per week.	1.0, 2.0, 3.0, 5.0	Campus Administration	T-TESS documentation and ongoing communication with each professional staff member.			
= Accomplished = Considerable = Some Progress = No Progress = Discontinue						

Goal 2: Seek Opportunities and Challenges of Learning: Promote and support a robust digital-aged learning environment to inspire student learning, effective communication, problem solving and creativity.

Performance Objective 1: Encourage students to explore, identify and develop their strengths and passions through multiple pathways that are appropriate to each individual.

Evaluation Data Source(s) 1:

Summative Evaluation 1:









Strategy Description	TITLE I	Monitor	Evidence that Demonstrates Success	Formative Reviews		
				Dec	Feb	May
1) Participate in the Texas Performance Standards Projects or like curriculum for identified Gifted and Talented students in K-5.	1.0, 2.0, 3.0, 4.0, 8.0, 9.0	Campus GT Specialists	Student produced products Open House and/or curriculum nights			
System Safeguard Strategy PBMAS 2) General education and special education teachers collaborate to implement the individual learning plans based on student needs.	1.0, 2.0, 3.0, 4.0, 8.0, 9.0	Campus Administrators	Increased performance on assessments			
System Safeguard Strategy PBMAS 3) Grade level teams will use Professional Learning Communities (PLC), Response to Intervention (RtI), Curriculum Based Assessments (CBAs) to know the needs to each student at any given time including general education students, LEP students, 504 students, and GT students.	1.0, 2.0, 3.0, 4.0, 8.0, 9.0	Campus Administrators All professional staff members	Staff discussions of student growth and needed interventions. Ongoing collaboration horizontally and vertically with grade levels K-5 will take place on a regular basis.			
= Accomplished = Considerable = Some Progress = No Progress = Discontinue						

Goal 2: Seek Opportunities and Challenges of Learning: Promote and support a robust digital-aged learning environment to inspire student learning, effective communication, problem solving and creativity.

Performance Objective 2: Design and implement professional learning for instructional staff to facilitate student engagement.

Evaluation Data Source(s) 2:

Summative Evaluation 2:

Strategy Description	TITLE I	Monitor	Evidence that Demonstrates Success	Formative Reviews		
				Dec	Feb	May
1) Provide monthly school professional development that gives teachers strategies and tools to facilitate student engagement.	1.0, 2.0, 3.0, 4.0, 5.0, 8.0	Campus Administration Librarian All professional staff	Teacher use of strategies during walk-through data.			
 = Accomplished  = Considerable  = Some Progress  = No Progress  = Discontinue						

Goal 3: Demonstrates Fair/ Respectful & Well-Rounded Characteristics: Provide all learners with a safe, secure, nurturing and positive learning environment.

Performance Objective 1: Develop district-wide standards and accountability for students and staff related to emotional and social safety issues (ie bullying, harassment, cyber safety).

Evaluation Data Source(s) 1:

Summative Evaluation 1:

Strategy Description	TITLE I	Monitor	Evidence that Demonstrates Success	Formative Reviews		
				Dec	Feb	May
<p>PBMAS</p> <p>1) Wooden Elementary will utilize support programs that prevent violence and bullying, and programs for character building and student success.</p>	1.0, 2.0, 4.0, 8.0	Campus Administrators Counselor Teachers ROISD Police Dept	Bullying Reports Red Ribbon Week Project Success Classroom Observations Guidance Lessons Assemblies			
<p>PBMAS</p> <p>2) Continue student recognition programs and student service groups.</p>	1.0, 2.0, 5.0, 6.0	Campus Administrators Counselor Teachers	Monthly Campus Celebration Assemblies			
<p>3) Ensuring a learning environment that is safe, drug-free, and conducive to learning and leads to graduation for all students.</p>	1.0, 2.0, 4.0, 8.0, 10.0	Superintendents Director of Transportation ROISD Police Department Campus Administrators Counselor Teachers	District Safety Audits PEIMS Reports			
<p>4) Maintain a welcoming campus environment that students, parents, staff, and community take pride in.</p>	1.0, 2.0, 6.0, 8.0	All Wooden Staff	Safety Patrol Customer Care			
<p>5) Monitor student attendance to attain targeted 97% campus attendance rate.</p>	1.0, 2.0	Campus Administrators Counselor Registrar Teachers	Attendance Incentives and Awards			
<p> = Accomplished = Considerable = Some Progress = No Progress = Discontinue</p>						

Goal 3: Demonstrates Fair/ Respectful & Well-Rounded Characteristics: Provide all learners with a safe, secure, nurturing and positive learning environment.

Performance Objective 2: Evaluate current district-wide safety and security protocols and implement a consistent training program for students, staff and parents that address physical safety and emergency procedures in collaboration with the Red Oak ISD Police and local authorities.

Evaluation Data Source(s) 2:

Summative Evaluation 2:









Strategy Description	TITLE I	Monitor	Evidence that Demonstrates Success	Formative Reviews		
				Dec	Feb	May
1) Review the campus crisis plans and ensure that various drills are conducted in accordance with city and state requirements.	1.0, 2.0, 4.0	ROISD Chief of Police Campus Administration	Drill Schedule After action reports			
2) Have Red Oak Fire Department present to the Wooden Elementary students on fire and life safety one time during the school year.	1.0, 2.0, 4.0	Campus Administration Counselor	Campus Calendar Photos of the event on social media			
3) Provide CPI (Crisis Prevention Intervention) Training for the prevention and intervention campus based teams.	1.0, 2.0, 4.0	Campus Administration District Trainer Director of Special Ed	Certificates and Documentation of Training uploaded in Eduphoria			
= Accomplished = Considerable = Some Progress = No Progress = Discontinue						

Goal 3: Demonstrates Fair/ Respectful & Well-Rounded Characteristics: Provide all learners with a safe, secure, nurturing and positive learning environment.

Performance Objective 3: Provide a safe and positive environment to establish a transparent, open, honest, and trusting relationship where parents, students, teachers and staff are valued as well as equip all members with strategies necessary to face any challenge.

Evaluation Data Source(s) 3:

Summative Evaluation 3:












Strategy Description	TITLE I	Monitor	Evidence that Demonstrates Success	Formative Reviews		
				Dec	Feb	May
1) 1) Opportunities for Parents, Teachers, and Students to work together to promote a cohesive relationship: Title I Parent Involvement Night Parent Night to promote literacy, math, science, and technology	1.0, 2.0, 6.0, 8.0, 10.0	Campus Administration Teachers	Sign-In Sheets from Events Photos documented on social media			
 = Accomplished  = Considerable  = Some Progress  = No Progress  = Discontinue						

Goal 4: Leaves a Legacy Through Service: Actively engage our community to strengthen partnerships that support the evolving needs of students in the district.

Performance Objective 1: Create partnerships with businesses, community organizations, local government, and higher education institutions to prepare students for the future.

Evaluation Data Source(s) 1:

Summative Evaluation 1:









Strategy Description	TITLE I	Monitor	Evidence that Demonstrates Success	Formative Reviews		
				Dec	Feb	May
1) Communicate with parents on a regular basis through student planners, calendars, newsletters, and lesson plans on teacher websites, positive phone calls, the district website and scheduled parent conferences.	1.0, 2.0, 4.0, 6.0, 8.0	Campus Administrators Counselors PTA All Staff	Skyward Campus Website District Website Positive E-mails			
2) Provide opportunities for parents and the community to visit, volunteer and celebrate with students and staff.	1.0, 2.0, 4.0, 6.0	Campus Administrators Counselor Team Leaders PTA Staff	Twitter feed Photos of events Newspaper Articles PTA Meetings Events Assemblies Principal's Newsletter Book Fair Open House Parent Info Nights Meet the Teacher Night Literacy Night			
 = Accomplished  = Considerable  = Some Progress  = No Progress  = Discontinue						

Goal 4: Leaves a Legacy Through Service: Actively engage our community to strengthen partnerships that support the evolving needs of students in the district.

Performance Objective 2: Provide opportunities for all Red Oak ISD students to make meaningful relationships and connections to impact our community.

Evaluation Data Source(s) 2:

Summative Evaluation 2:

Strategy Description	TITLE I	Monitor	Evidence that Demonstrates Success	Formative Reviews		
				Dec	Feb	May
1) 1) Provide opportunities for students to do service projects: Student Council Safety Patrol Partner PE	1.0, 2.0, 10.0	Campus Administrators Counselor Teachers	Students will complete service projects during the school year.			
 = Accomplished  = Considerable  = Some Progress  = No Progress  = Discontinue						

System Safeguard Strategies

Goal	Objective	Strategy	Description
1	1	1	Grade level teams will meet in Professional Learning Communities (PLC) once per week to monitor student growth and adjust instruction to the needs of each student.
1	2	1	1) Campus staff will be trained throughout the year in using data to drive instructional decisions and promote growth both in the students and in themselves. Staff will participate in focused Professional Learning Communities (PLCs) and in Content Area Vertical Alignment Teams. Areas of focus for 2017-18 will be: Balanced Literacy Literacy Stations DRA TPRI Eduphoria Aware Benchmarks Curriculum Based Assessments TELPAS STAAR 2017 Data
2	1	2	General education and special education teachers collaborate to implement the individual learning plans based on student needs.
2	1	3	Grade level teams will use Professional Learning Communities (PLC), Response to Intervention (RtI), Curriculum Based Assessments (CBAs) to know the needs to each student at any given time including general education students, LEP students, 504 students, and GT students.

Title I Components

Schoolwide Program Plan

Ten Schoolwide Components

- 1: Comprehensive Needs Assessment**
- 2: Schoolwide Reform Strategies**
- 3: Instruction by highly qualified professional teachers**
- 4: High-quality and ongoing professional development for teachers, principals, and paraprofessionals and, if appropriate, student services personnel, parents, and other staff**
- 5: Strategies to attract highly qualified teachers**
- 6: Strategies to increase parental involvement**
- 7: Plans for assisting preschool children in the transition from early childhood programs to elementary school programs**
- 8: Measures to include teachers in the decisions regarding the use of academic assessments in order to improve the achievement of individual students and the overall instructional program**
- 9: Activities to ensure effective timely assistance for students who experience difficulty mastering the proficient or advanced levels of academic achievement standards**
- 10: Coordination and integration of federal, state and local services and programs**

Title I Component Personnel

<u>Name</u>	<u>Position</u>	<u>Program</u>	<u>FTE</u>
Cottrell, Julie	Literacy Strategist	Title I	.5
Mendoza, Carolina	Para	Title I	.5

Campus Instructional Leadership Team

Committee Role	Name	Position
Administrator	Rebecca Vega	Principal
Administrator	Amy Weis	Assistant Principal
Classroom Teacher	Tiffany Morales	5th teacher
Classroom Teacher	Donna Little	4th Teacher
Classroom Teacher	Katie Gullett	3rd Grade Teacher
Classroom Teacher	Candy Lindsey	2nd Grade Teacher
Counselor	Jill Bowers	Counselor
Classroom Teacher	Claudia Villanueva	1st Grade
Classroom Teacher	Shirley Jones	Kinder Teacher
Classroom Teacher	Melissa Hancock	GT Teacher
Classroom Teacher	Deborah Wooley	Resource Teacher