



CMAS - ELA/Math Trends Over Time - Cross-S (DistIncl)
 - All Grades
 Rocky Ford R-2

Report
Settings

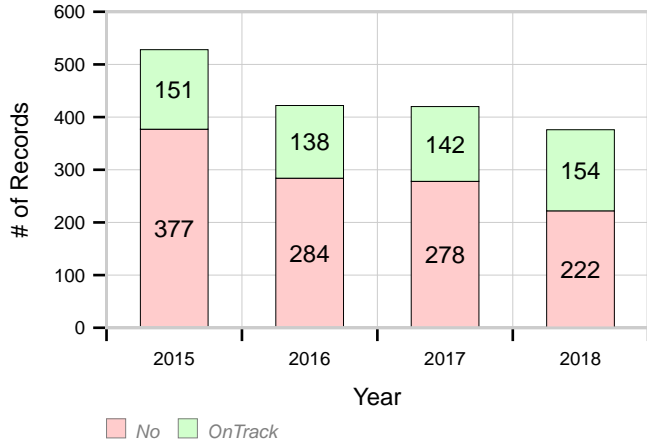
Anchor Year: 17-18
Grade: All

Organize By: 17-18 School/Grade
School: All

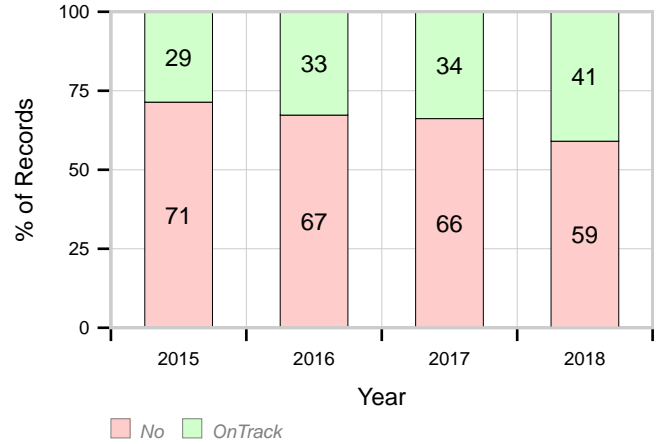
Years: All

Min. Group Size: 16

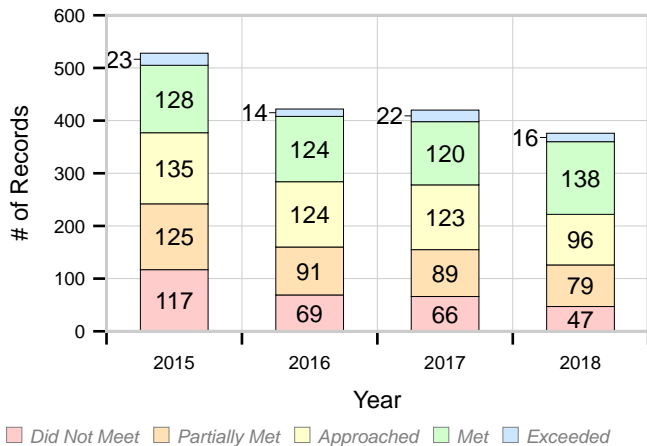
ELA/Math - On Track Over Time (Grades Collapsed) - # of Records
Dist English Language Arts/Literacy



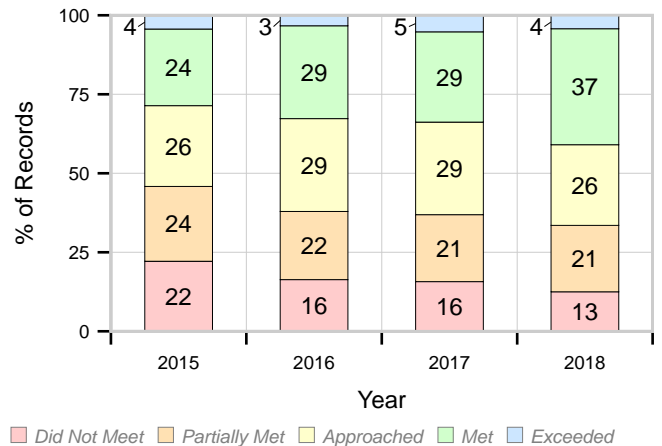
ELA/Math - On Track Over Time (Grades Collapsed) - % of Records
Dist English Language Arts/Literacy



ELA/Math - Performance Level Over Time (Grades Collapsed)- # of Records
Dist English Language Arts/Literacy



ELA/Math - Performance Level Over Time (Grades Collapsed)- % of Records
Dist English Language Arts/Literacy





Report
Settings

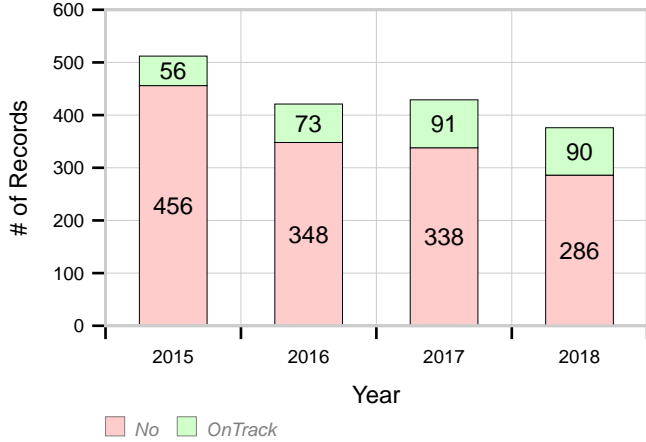
Anchor Year: 17-18
Grade: All

Organize By: 17-18 School/Grade
School: All

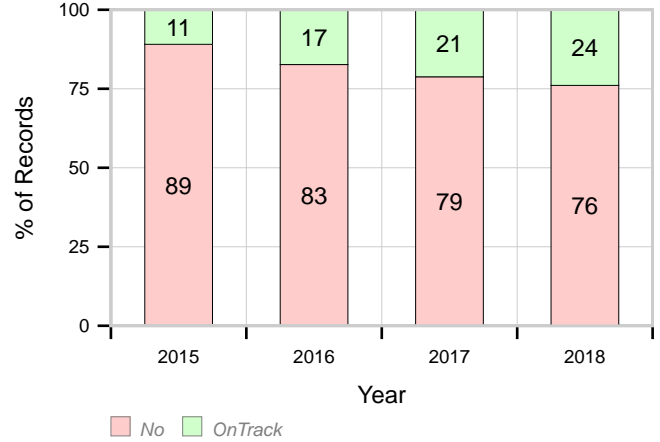
Years: All

Min. Group Size: 16

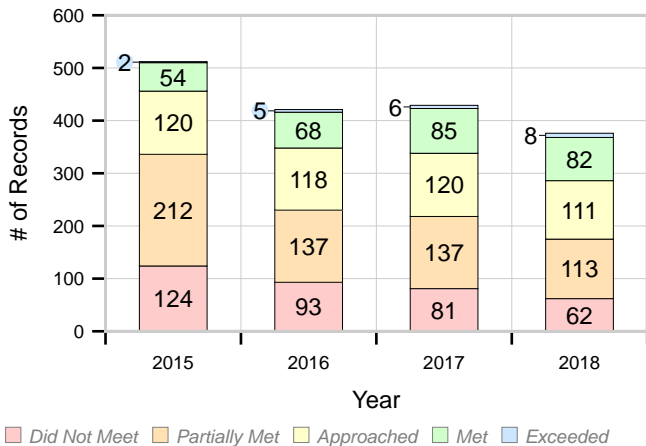
ELA/Math - On Track Over Time (Grades Collapsed) - # of Records
Dist Mathematics



ELA/Math - On Track Over Time (Grades Collapsed) - % of Records
Dist Mathematics



ELA/Math - Performance Level Over Time (Grades Collapsed)- # of Records
Dist Mathematics



ELA/Math - Performance Level Over Time (Grades Collapsed)- % of Records
Dist Mathematics

