

# Georgia Situation Report COVID-19



Published August 26, 2020 3:24 pm

Changes are in **RED**

Situation Report #160

## Most Impacted Counties

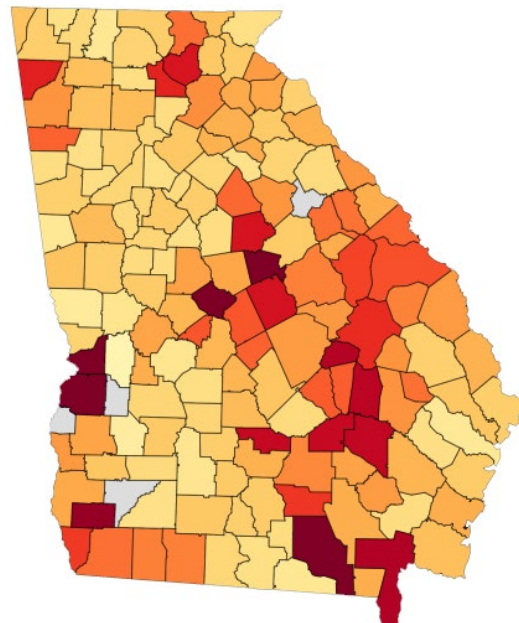
Counties	Cases	*Change	Fatalities
Fulton	24,211	+224	497
Gwinnett	23,636	+225	314
Cobb	16,369	+225	381
DeKalb	16,193	+107	287
Hall	7,266	+150	118
Chatham	6,802	+42	118
Clayton	6,283	+159	128
Richmond	5,773	+42	116
Muscogee	5,361	+31	126
Bibb	5,327	-13	110
Cherokee	4,565	+106	74
Henry	4,263	+97	69
Whitfield	3,878	+19	49
Lowndes	3,402	+23	61
Douglas	3,092	+32	62
Columbia	3,028	+33	41
Dougherty	2,939	+14	177
Forsyth	2,938	+54	31
Glynn	2,935	+28	64
Clarke	2,628	+64	26
Houston	2,567	+24	64
Troup	2,540	+24	81
Bartow	2,325	+33	67
Carroll	2,227	+11	56
Unknown	2,597		5

## Cumulative Cases

	Positives	Fatalities
<b>Georgia</b>	<b>260,590</b>	<b>5,311</b>
<b>U.S.</b>	<b>5,800,472</b>	<b>179,150</b>
<b>World</b>	<b>23,992,899</b>	<b>821,559</b>

## COVID-19 Reported Cases per 100,000 People Last 14 Days by County

Rates may not be accurate when case counts are <5 and are not presented.



\*Current Confirmed COVID-19 Hospitalizations: 2,227  
 \*\*Does not include persons under investigation for COVID-19  
 \*\*\* Pulled from DPH's 2:50 p.m. Status Report

## COVID-19 Mega-Testing Site Schedule Extension

The COVID-19 mega-testing site initially scheduled to be in operation from August 10 - August 26, has extended its calendar through **September 11, 2020**.

The mega-testing site is located at: 1800 Sullivan Road, College Park, Georgia, 30337, and will operate Monday – Friday, 9 a.m. – 5 p.m. Testing is available to all Georgians regardless of symptoms, however, appointments and online registrations are recommended. There is **no charge** for testing.

To register online and to make an appointment, go to [doineedacovid19test.com](https://doineedacovid19test.com).

## Fatality Statistics

<b>Average Age</b>	73 years old
<b>Age Range</b>	7 to 90+ years old
<b>Male</b>	2,745
<b>Female</b>	2,558
<b>Unknown</b>	8

## References

[www.DoINeedaCOVID19Test.com](https://www.DoINeedaCOVID19Test.com)  
[www.dph.georgia.gov](https://www.dph.georgia.gov)  
[www.gema.ga.gov](https://www.gema.ga.gov)  
[www.cdc.gov](https://www.cdc.gov)  
[www.coronavirus.gov](https://www.coronavirus.gov)

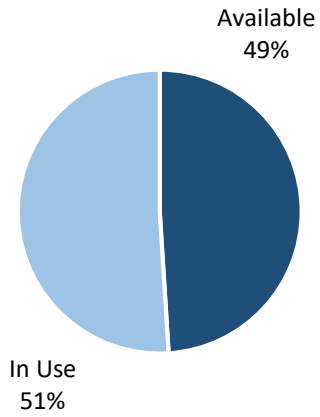
**COVID-19 Hotline**  
**(844) 442-2681**

Based on patient county of residence when known

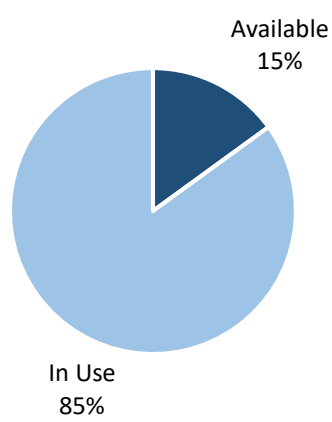
\*Change in cases from last report

Number in red indicates increase in cases

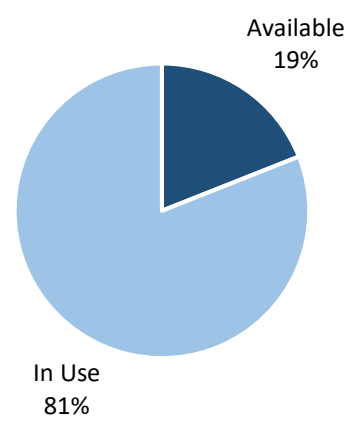
### Percent Capacity of Total ER Beds



### Percent Capacity of Critical Care Beds



### Percent Capacity of General Inpatient Beds



### Adult Ventilator Statistics

<b>Capacity</b>	<b>2,897</b>
<b>In Use</b>	<b>1,158 (40%)</b>
<b>Availability</b>	<b>1,739 (60%)</b>

### Medical Facility Essential Elements

	ER Beds			Critical Care Beds			General Inpatient Beds		
	Cap	Use	Avail	Cap	Use	Avail	Cap	Use	Avail
Region A	133	41	92	49	40	9	464	254	210
Region B	185	36	149	158	119	39	790	596	194
Region C	224	110	114	163	146	17	797	748	49
Region D	1,007	669	338	1,208	1,000	208	4,823	3,941	882
Region E	142	54	88	70	62	8	599	507	92
Region F	306	181	125	234	216	18	1,476	1,315	161
Region G	229	134	95	178	128	50	1,254	1,024	230
Region H	89	33	56	40	37	3	267	180	87
Region I	142	55	87	99	87	12	654	574	80
Region J	330	176	154	278	259	19	1,065	921	144
Region K	161	67	94	117	109	8	762	531	231
Region L	108	41	67	73	68	5	508	396	112
Region M	90	48	42	73	56	17	332	202	130
Region N	283	99	184	228	195	33	1,209	1,029	180
<b>TOTALS</b>	<b>3,429</b>	<b>1,744</b>	<b>1,685</b>	<b>2,968</b>	<b>2,522</b>	<b>446</b>	<b>15,000</b>	<b>12,218</b>	<b>2,782</b>

### Regional Coordinating Hospitals Regions

