

TEXAS EDUCATION AGENCY

2017 Accountability Summary

WOLFE CITY H S (116909001) - WOLFE CITY ISD

Accountability Rating

Met Standard

Met Standards on

- Student Achievement
- Student Progress
- Closing Performance Gaps
- Postsecondary Readiness

Did Not Meet Standards on

- NONE

In 2017, to receive a Met Standard or Met Alternative Standard rating, districts and campuses must meet targets on three indexes: Index 1 or Index 2 and Index 3 and Index 4.

Distinction Designation



Academic Achievement in ELA/Reading

DISTINCTION EARNED

Academic Achievement in Mathematics

NO DISTINCTION EARNED

Academic Achievement in Science

NO DISTINCTION EARNED

Academic Achievement in Social Studies

DISTINCTION EARNED

Top 25 Percent Student Progress

DISTINCTION EARNED

Top 25 Percent Closing Performance Gaps

DISTINCTION EARNED

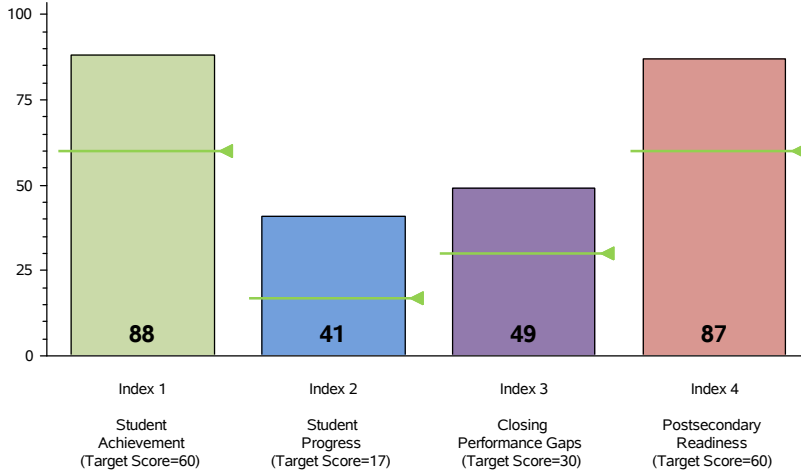
Postsecondary Readiness

NO DISTINCTION EARNED

Campus Demographics

Campus Type	High School
Campus Size	194 Students
Grade Span	09 - 12
Percent Economically Disadvantaged	54.1
Percent English Language Learners	1.5
Mobility Rate	8.0
Percent Served by Special Education	11.9
Percent Enrolled in an Early College High School Program	0.0

Performance Index Report



Performance Index Summary

Index	Points Earned	Maximum Points	Index Score
1 - Student Achievement	191	216	88
2 - Student Progress	163	400	41
3 - Closing Performance Gaps	393	800	49
4 - Postsecondary Readiness			
STAAR Score	17.9		
Graduation Rate Score	25.0		
Graduation Plan Score	21.0		
Postsecondary Component Score	23.0		87

System Safeguards

Number and Percentage of Indicators Met

Performance Rates	11 out of 11 = 100%
Participation Rates	7 out of 7 = 100%
Graduation Rates	2 out of 2 = 100%
Total	20 out of 20 = 100%

For further information about this report, please see the Performance Reporting website at <https://rptsvr1.tea.texas.gov/perfreport/account/2017/index.html>

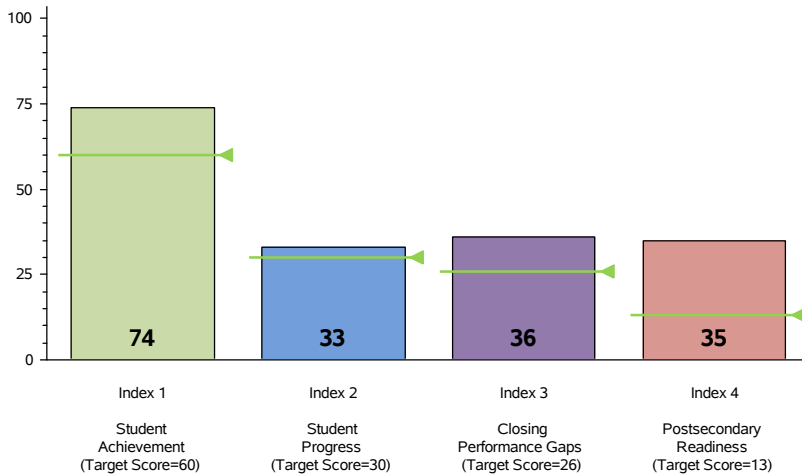
TEXAS EDUCATION AGENCY
2017 Accountability Summary
 WOLFE CITY MIDDLE (116909041) - WOLFE CITY ISD

Accountability Rating

Met Standard

Met Standards on	Did Not Meet Standards on
<ul style="list-style-type: none"> - Student Achievement - Student Progress - Closing Performance Gaps - Postsecondary Readiness 	<ul style="list-style-type: none"> - NONE
In 2017, to receive a Met Standard or Met Alternative Standard rating, districts and campuses must meet targets on three indexes: Index 1 or Index 2 and Index 3 and Index 4.	

Performance Index Report



Performance Index Summary

Index	Points Earned	Maximum Points	Index Score
1 - Student Achievement	339	461	74
2 - Student Progress	261	800	33
3 - Closing Performance Gaps	357	1,000	36
4 - Postsecondary Readiness			
STAAR Score	34.5		
Graduation Rate Score	N/A		
Graduation Plan Score	N/A		
Postsecondary Component Score	N/A		35

Distinction Designation



Academic Achievement in ELA/Reading	NO DISTINCTION EARNED
Academic Achievement in Mathematics	NO DISTINCTION EARNED
Academic Achievement in Science	NO DISTINCTION EARNED
Academic Achievement in Social Studies	DISTINCTION EARNED
Top 25 Percent Student Progress	NO DISTINCTION EARNED
Top 25 Percent Closing Performance Gaps	NO DISTINCTION EARNED
Postsecondary Readiness	NO DISTINCTION EARNED

Campus Demographics

Campus Type	Middle School
Campus Size	162 Students
Grade Span	06 - 08
Percent Economically Disadvantaged	60.5
Percent English Language Learners	0.6
Mobility Rate	9.7
Percent Served by Special Education	11.7
Percent Enrolled in an Early College High School Program	0.0

System Safeguards

Number and Percentage of Indicators Met	
Performance Rates	13 out of 15 = 87%
Participation Rates	6 out of 6 = 100%
Graduation Rates	N/A
Total	19 out of 21 = 90%

For further information about this report, please see the Performance Reporting website at <https://rptsvr1.tea.texas.gov/perfreport/account/2017/index.html>

TEXAS EDUCATION AGENCY
2017 Accountability Summary
 WOLFE CITY EL (116909101) - WOLFE CITY ISD

Accountability Rating

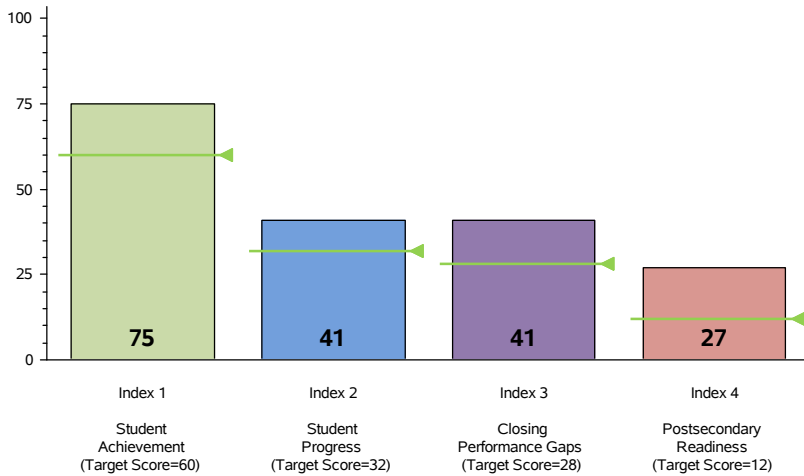
Met Standard

Met Standards on	Did Not Meet Standards on
<ul style="list-style-type: none"> - Student Achievement - Student Progress - Closing Performance Gaps - Postsecondary Readiness 	<ul style="list-style-type: none"> - NONE
In 2017, to receive a Met Standard or Met Alternative Standard rating, districts and campuses must meet targets on three indexes: Index 1 or Index 2 and Index 3 and Index 4.	

Distinction Designation

Academic Achievement in ELA/Reading	NO DISTINCTION EARNED
Academic Achievement in Mathematics	NO DISTINCTION EARNED
Academic Achievement in Science	NO DISTINCTION EARNED
Academic Achievement in Social Studies	NOT ELIGIBLE
Top 25 Percent Student Progress	NO DISTINCTION EARNED
Top 25 Percent Closing Performance Gaps	NO DISTINCTION EARNED
Postsecondary Readiness	NO DISTINCTION EARNED

Performance Index Report



Campus Demographics

Campus Type	Elementary
Campus Size	305 Students
Grade Span	EE - 05
Percent Economically Disadvantaged	62.3
Percent English Language Learners	8.9
Mobility Rate	7.4
Percent Served by Special Education	8.2
Percent Enrolled in an Early College High School Program	0.0

Performance Index Summary

Index	Points Earned	Maximum Points	Index Score
1 - Student Achievement	265	351	75
2 - Student Progress	244	600	41
3 - Closing Performance Gaps	324	800	41
4 - Postsecondary Readiness			
STAAR Score	26.5		
Graduation Rate Score	N/A		
Graduation Plan Score	N/A		
Postsecondary Component Score	N/A		27

System Safeguards

Number and Percentage of Indicators Met	
Performance Rates	8 out of 11 = 73%
Participation Rates	6 out of 6 = 100%
Graduation Rates	N/A
Total	14 out of 17 = 82%

For further information about this report, please see the Performance Reporting website at <https://rptsvr1.tea.texas.gov/perfreport/account/2017/index.html>