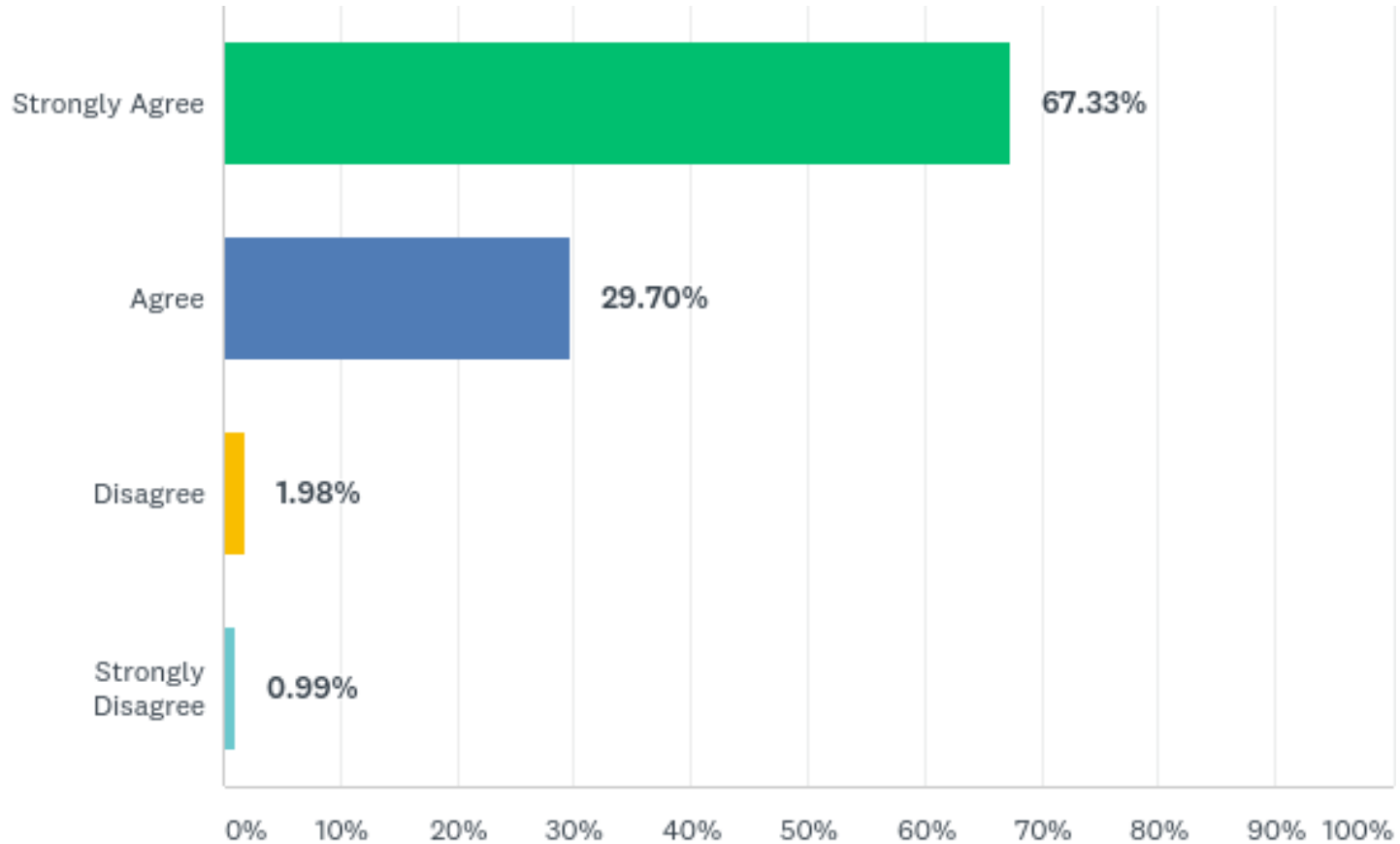


Staff Climate Survey

Fall 2017



The Board of Trustees of the Wolfe City School District has established that the primary mission of the Wolfe City Schools is to wholly develop each individual student - mentally, physically, spiritually and socially - to full capacity, so that all students may be able to develop thinking skills, to acquire and apply knowledge and to create within themselves, a sense of self-worth and self-discipline. Does your position align with the mission?



Answered: 101 Skipped: 1



What are some of Wolfe City ISD's strengths?

Category	Percentage
WCISD has the benefit of a small school environment.	28.4%
WCISD has dedicated staff who are caring.	27.2%
WCISD has administrators who are staff-oriented.	14.8%
WCISD is a supportive environment for students, faculty and staff.	13.6%
WCISD has high expectations for all students.	4.5%
WCISD has positive student-teacher relationships.	3.4%
WCISD has many extracurricular opportunities for students.	3.4%
WCISD has staff that is helpful.	2.2%
Other uncategorized comments	4.5%

Respondents were not limited to one comment; percentages represent the percentage of total respondents who made a comment in each category and do not sum to 100.

Answered: 88 Skipped: 14



Please share some areas of improvement for Wolfe City ISD.

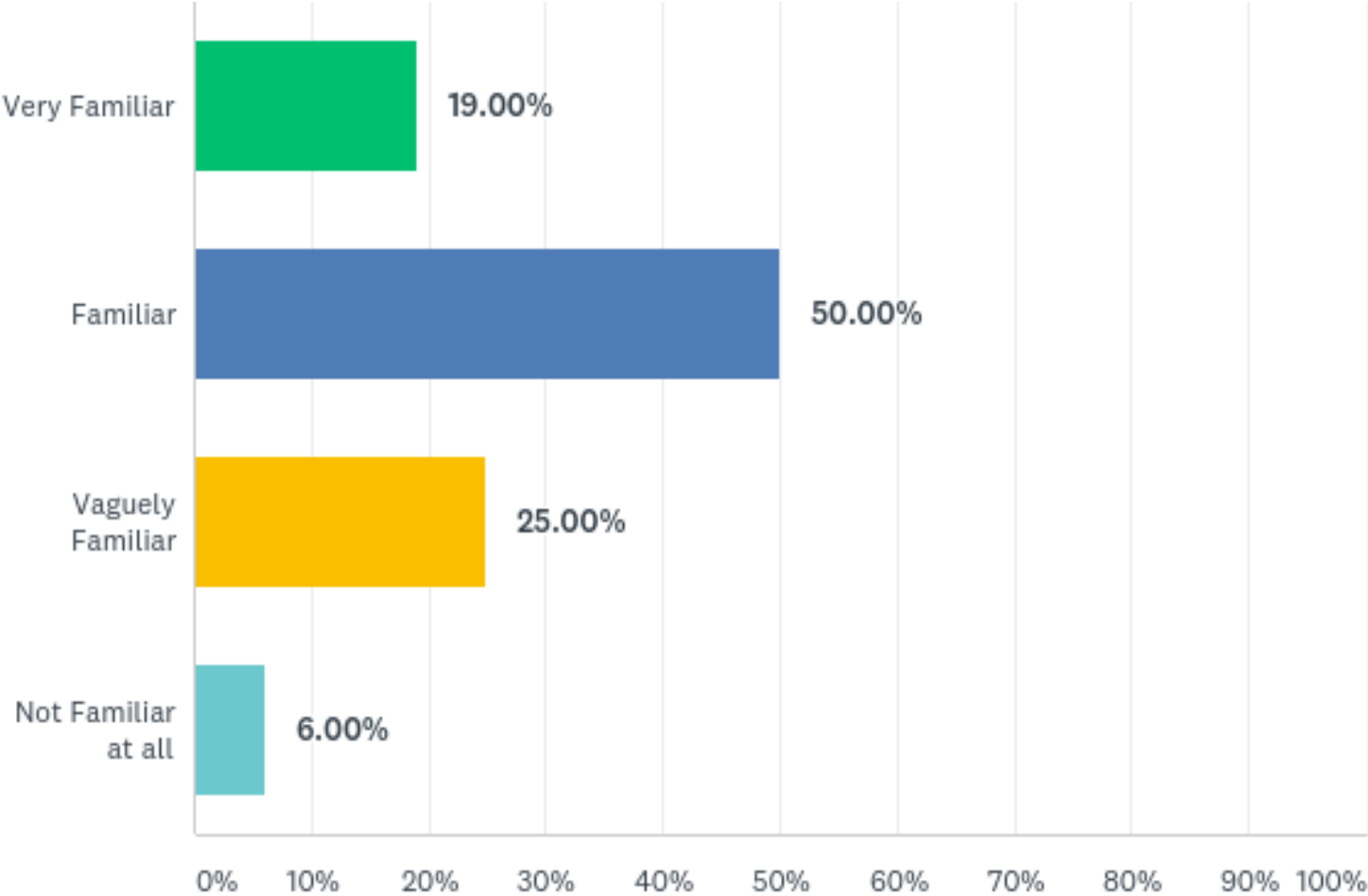
Category	Percentage
WCISD needs to strengthen its communication.	25.6%
The facilities in WCISD need to be improved.	19.5%
The curriculum used in WCISD needs to be improved.	14.6%
The salaries in WCISD need to be improved.	9.7%
School Leadership needs to be improved.	7.3%
Technology needs to be improved.	6.0%
There is a lack of training opportunities in WCISD.	4.8%
The transportation of WCISD needs to be improved.	4.8%
The Special Education departments needs additional support.	2.4%
Other uncategorized comments	8.5%

Respondents were not limited to one comment; percentages represent the percentage of total respondents who made a comment in each category and do not sum to 100.

Answered: 82 Skipped: 20



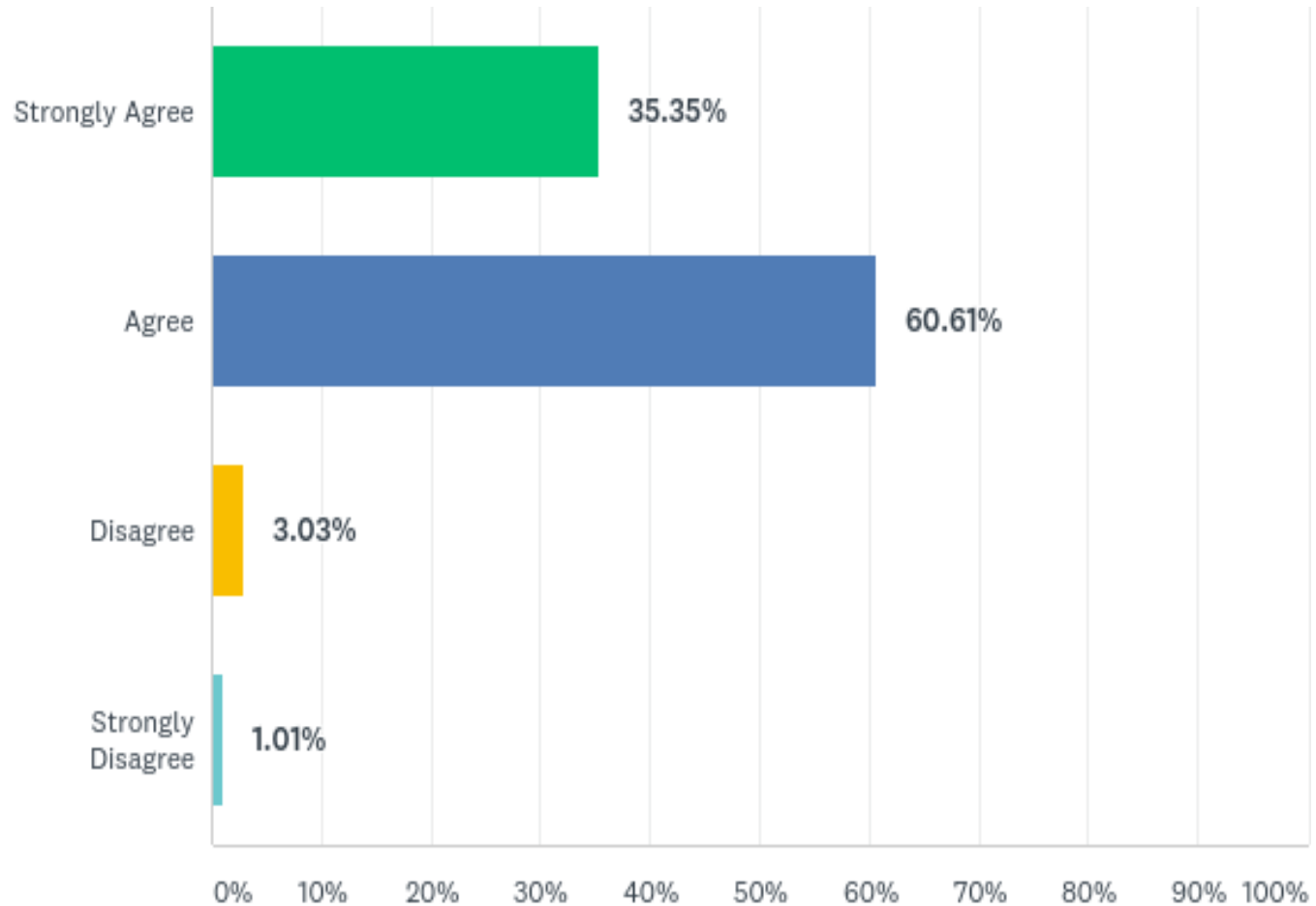
How familiar are you with the district goals?



Answered: 100 Skipped: 2



The Wolfe City ISD is headed in the right direction for student success.



Answered: 99 Skipped: 3



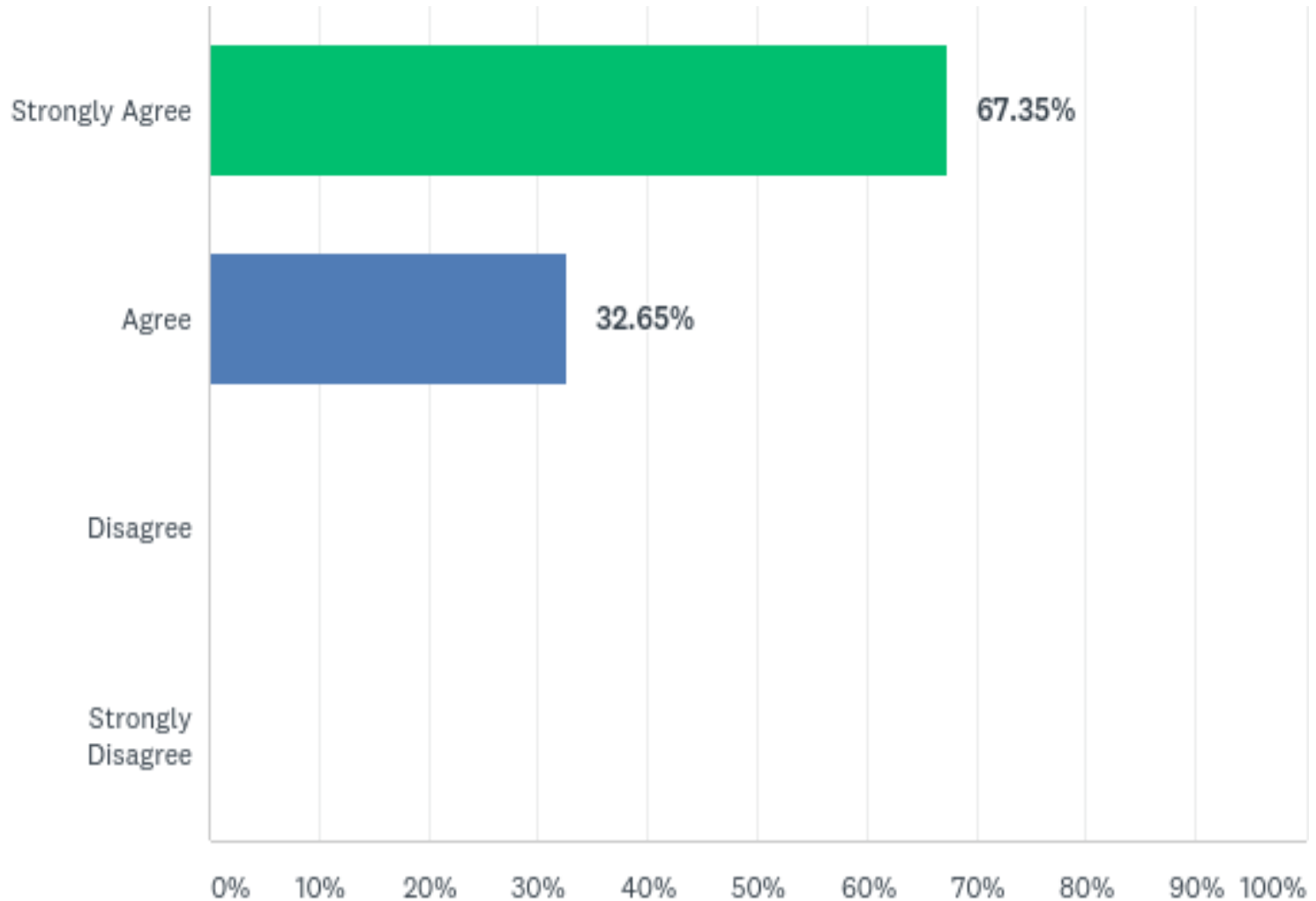
Please rate Wolfe City ISD in the following areas.

	EXCELLENT	GOOD	FAIR	POOR	N/A	TOTAL
District Leadership	25.77% 25	43.30% 42	26.80% 26	4.12% 4	0.00% 0	97
District Communication	13.54% 13	40.63% 39	36.46% 35	8.33% 8	1.04% 1	96
School/Campus Leadership	50.00% 48	39.58% 38	10.42% 10	0.00% 0	0.00% 0	96
School/Campus Communication	38.54% 37	39.58% 38	14.58% 14	7.29% 7	0.00% 0	96
Special Education Department Leadership	26.80% 26	29.90% 29	29.90% 29	11.34% 11	2.06% 2	97
Special Education Department Communication	23.96% 23	30.21% 29	29.17% 28	12.50% 12	4.17% 4	96
Athletic Department Leadership	28.87% 28	48.45% 47	16.49% 16	2.06% 2	4.12% 4	97
Athletic Department Communication	35.42% 34	39.58% 38	19.79% 19	2.08% 2	3.13% 3	96
Curriculum/Technology Leadership	21.65% 21	42.27% 41	22.68% 22	11.34% 11	2.06% 2	97
Curriculum/Technology Communication	25.00% 24	38.54% 37	23.96% 23	10.42% 10	2.08% 2	96

Answered: 97 Skipped: 5



I am proud to work for Wolfe City ISD.



Answered: 98 Skipped: 4



I am proud to work for Wolfe City ISD: *Why or why not?*

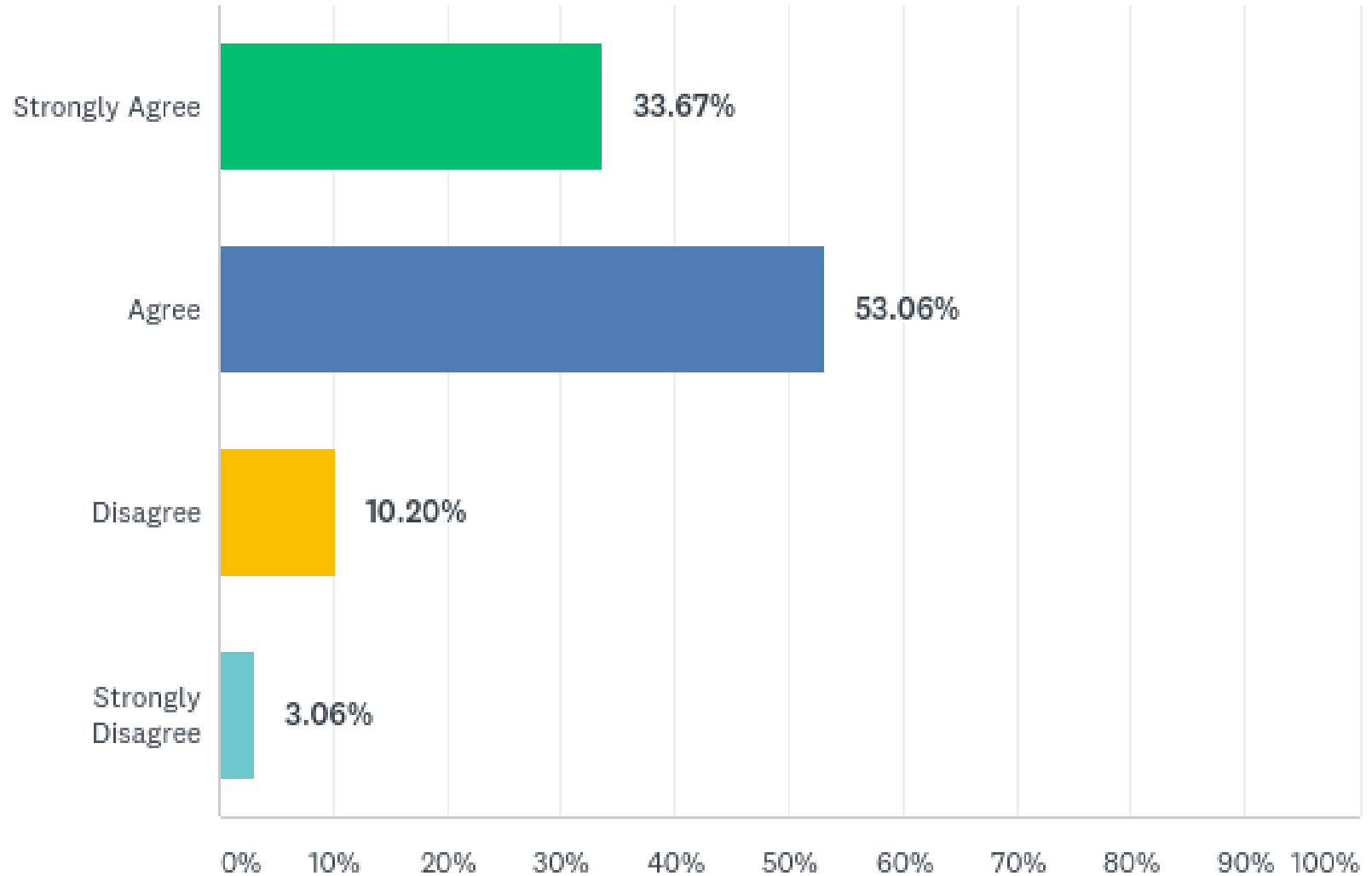
Category	Percentage
WCISD has excellent staff who are collaborative.	47.2%
WCISD is a community of caring people dedicated to student success.	34.7%
My colleagues are supportive and responsive to the needs of students.	9.7%
WCISD has high expectations for all students.	4.2%
WCISD needs structural changes to make it a great district	4.2%
The administration of WCISD provides great leadership.	2.8%
The parents of WCISD are unreasonable.	1.4%
The facilities of WCISD need to be improved.	1.4%
Campus leaderships changes has negatively affected morale.	1.4%

Respondents were not limited to one comment; percentages represent the percentage of total respondents who made a comment in each category and do not sum to 100.

Answered: 72 Skipped: 30



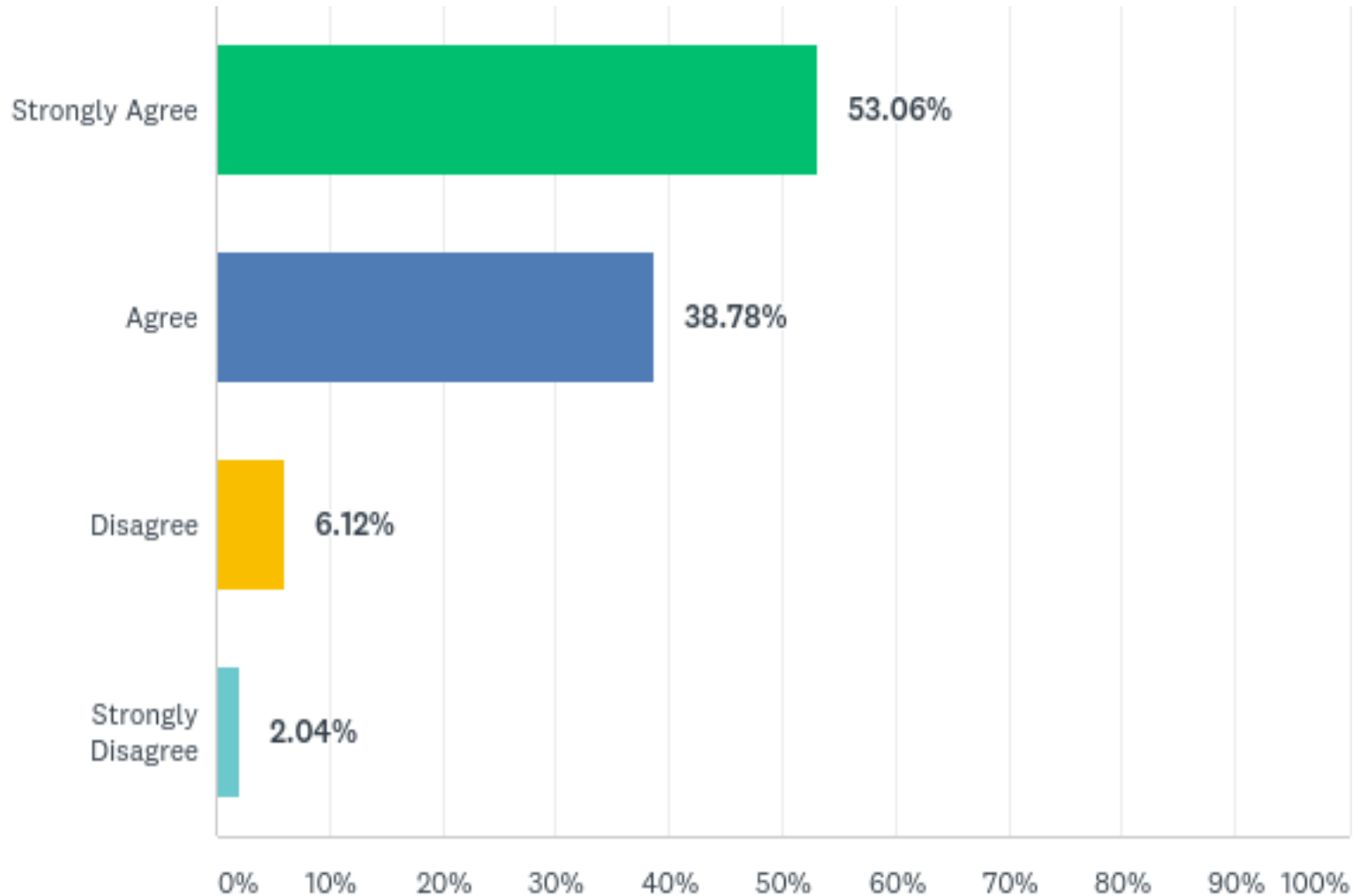
I feel valued in my role.



Answered: 98 Skipped: 4



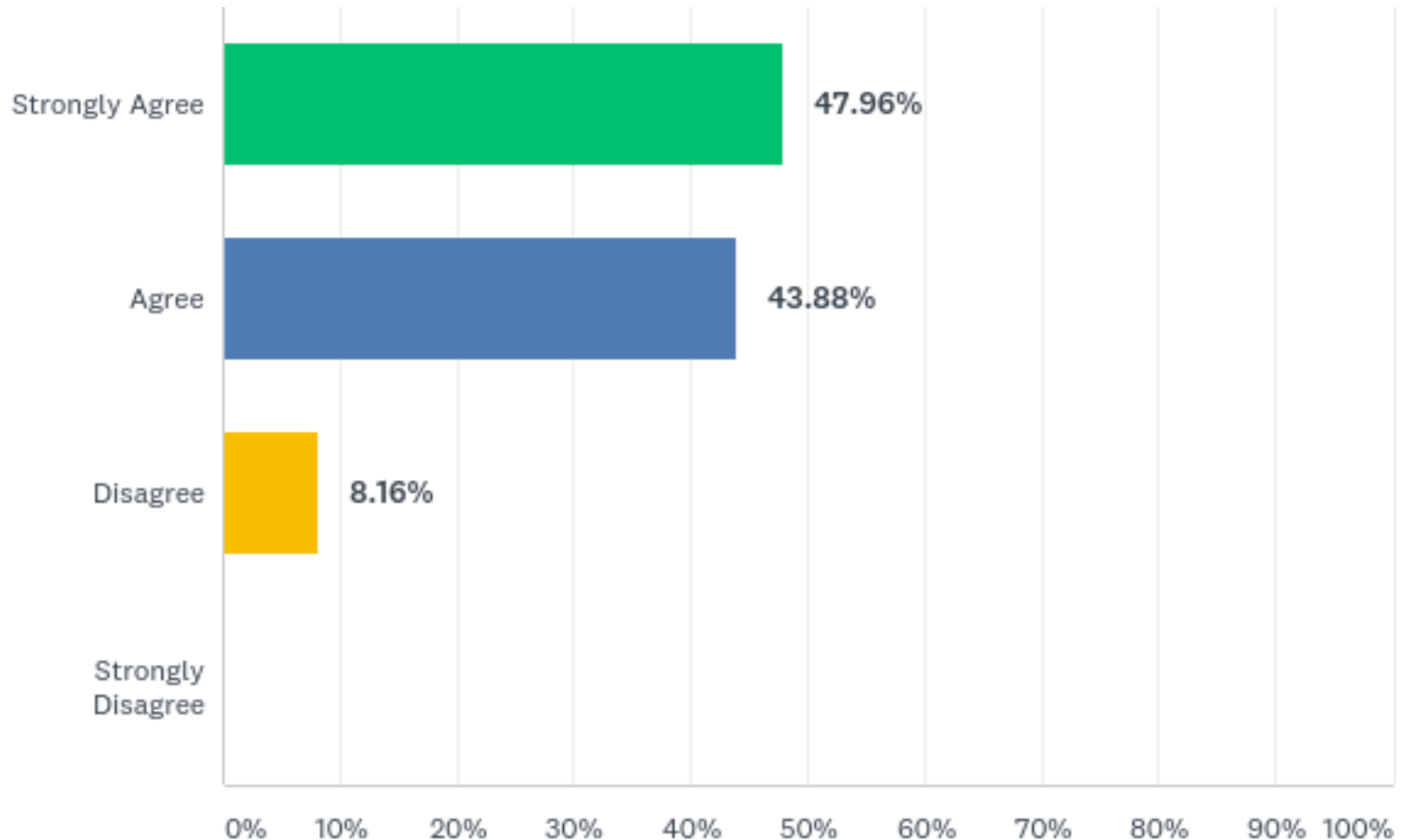
I feel valued by my direct supervisor.



Answered: 98 Skipped: 4



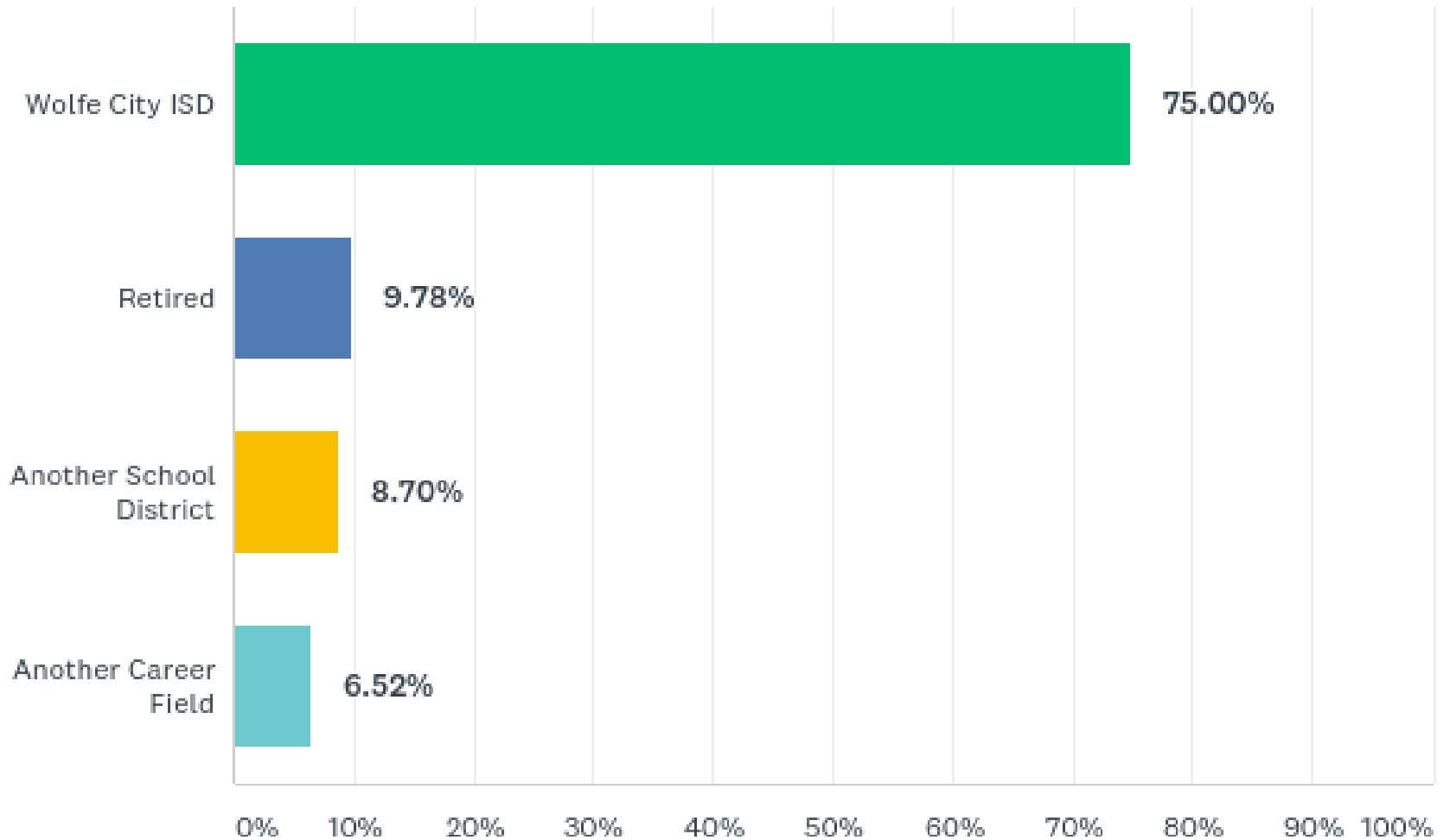
I would recommend working at Wolfe City ISD to my family and friends.



Answered: 98 Skipped: 4



Where do I see myself working in the next five years?



Answered: 92 Skipped: 10



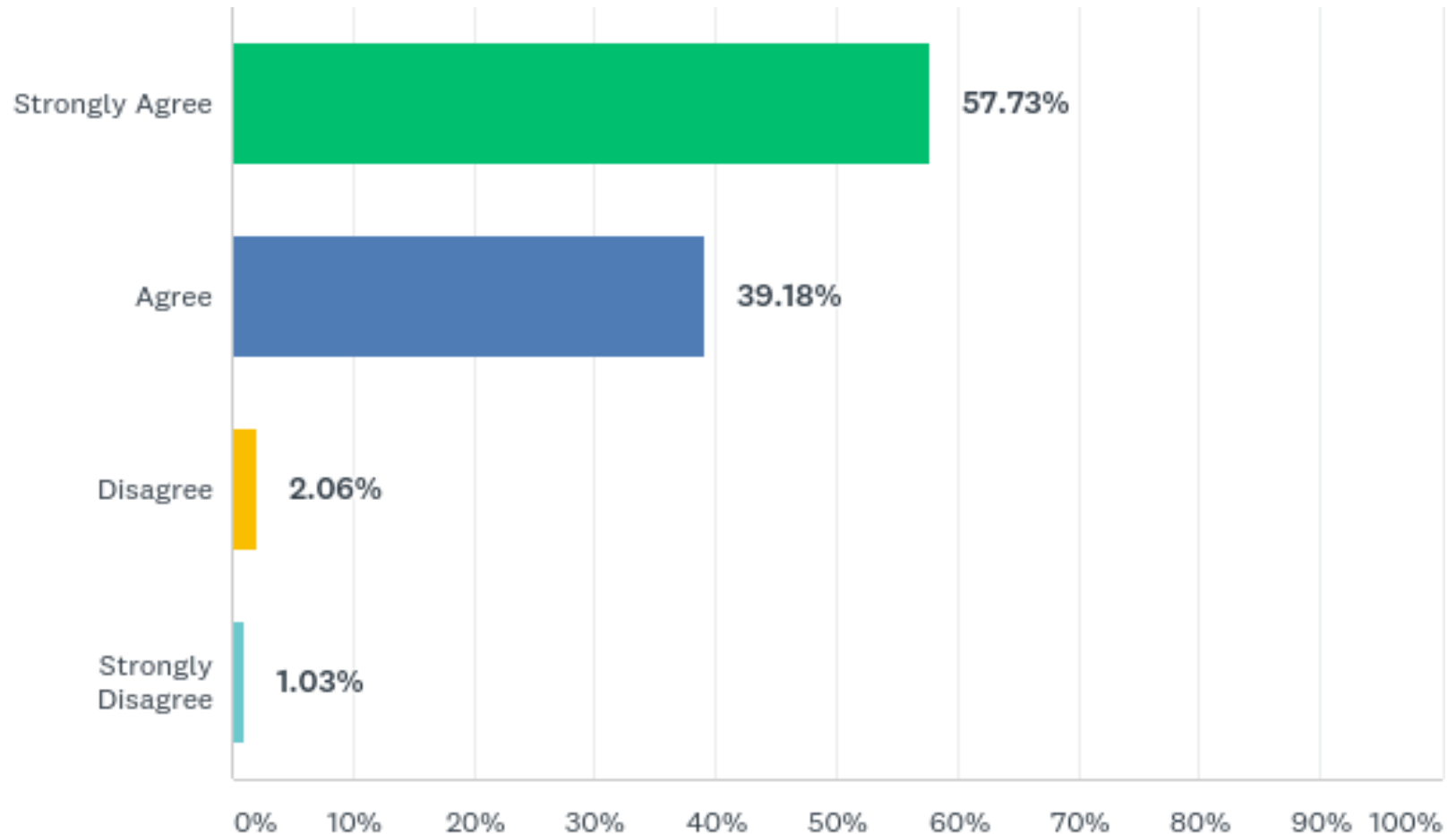
I have the resources I need to do my job well.

	STRONGLY AGREE	AGREE	DISAGREE	STRONGLY DISAGREE	N/A	TOTAL
Curriculum Resources	30.53% 29	50.53% 48	13.68% 13	1.05% 1	4.21% 4	95
Supplies	29.59% 29	59.18% 58	9.18% 9	2.04% 2	0.00% 0	98
Support	33.33% 32	52.08% 50	11.46% 11	3.13% 3	0.00% 0	96
Technology	34.02% 33	46.39% 45	16.49% 16	3.09% 3	0.00% 0	97
Time	18.56% 18	52.58% 51	19.59% 19	9.28% 9	0.00% 0	97
Training	32.65% 32	56.12% 55	9.18% 9	2.04% 2	0.00% 0	98

Answered: 98 Skipped: 4



I have developed positive relationships with other staff members that help strengthen attainment of goals.



Answered: 97 Skipped: 5



Wolfe City ISD offers multiple opportunities for me to collaborate:

	STRONGLY AGREE	AGREE	DISAGREE	STRONGLY DISAGREE	N/A	TOTAL
Peers on my campus	43.75% 42	40.63% 39	10.42% 10	2.08% 2	3.13% 3	96
Peers in the districts	21.88% 21	45.83% 44	25.00% 24	3.13% 3	4.17% 4	96
Peers across subject area	26.04% 25	45.83% 44	18.75% 18	4.17% 4	5.21% 5	96

:Answered 96 Skipped: 6



Please rate Wolfe City ISD 's current use of technology.

	EXCELLENT	GOOD	FAIR	POOR	TOTAL
Access to student centered technology (Chromebooks, etc.)	50.00% 47	31.91% 30	17.02% 16	1.06% 1	94
Access to teacher centered technology (teacher computer, projector, etc.)	45.74% 43	37.23% 35	11.70% 11	5.32% 5	94
Training & support for teachers	29.79% 28	51.06% 48	17.02% 16	2.13% 2	94

Answered: 94 Skipped: 8



Please rate Wolfe City ISD's future plans for technology.

	EXCELLENT	GOOD	FAIR	POOR	TOTAL
Student use of technology to improve learning	40.86% 38	48.39% 45	8.60% 8	2.15% 2	93
Teacher use of technology in the classroom to improve student learning	39.78% 37	46.24% 43	11.83% 11	2.15% 2	93

Answered: 93 Skipped: 9



How do you as an employee promote information about Wolfe City ISD?

	VERY FREQUENT	FREQUENT	OCCASIONALLY	SELDOM	NEVER	TOTAL
Automated Phone Call	17.58% 16	12.09% 11	17.58% 16	16.48% 15	36.26% 33	91
District website	13.04% 12	21.74% 20	26.09% 24	19.57% 18	19.57% 18	92
Email	43.82% 39	29.21% 26	12.36% 11	6.74% 6	7.87% 7	89
Facebook	7.69% 7	12.09% 11	21.98% 20	15.38% 14	42.86% 39	91
Google Suite	13.19% 12	15.38% 14	14.29% 13	13.19% 12	43.96% 40	91
Remind	30.43% 28	16.30% 15	16.30% 15	8.70% 8	28.26% 26	92
Teacher websites	6.67% 6	6.67% 6	25.56% 23	21.11% 19	40.00% 36	90
Twitter	3.33% 3	6.67% 6	3.33% 3	5.56% 5	81.11% 73	90

Answered: 93 Skipped: 9



How often do you connect with the following sources as an employee?

	VERY FREQUENT	FREQUENT	OCCASIONALLY	SELDOM	NEVER	TOTAL
District website	25.26% 24	35.79% 34	29.47% 28	4.21% 4	5.26% 5	95
Email	80.00% 76	14.74% 14	3.16% 3	0.00% 0	2.11% 2	95
Facebook	7.78% 7	16.67% 15	22.22% 20	11.11% 10	42.22% 38	90
Google Suite	19.35% 18	19.35% 18	19.35% 18	23.66% 22	18.28% 17	93
Remind	21.51% 20	15.05% 14	17.20% 16	15.05% 14	31.18% 29	93
Staff Meetings	22.58% 21	40.86% 38	29.03% 27	4.30% 4	3.23% 3	93
Teacher websites	11.83% 11	9.68% 9	18.28% 17	26.88% 25	33.33% 31	93
Twitter	1.09% 1	6.52% 6	6.52% 6	5.43% 5	80.43% 74	92
Word of Mouth	49.45% 45	36.26% 33	7.69% 7	5.49% 5	1.10% 1	91

Answered: 95 Skipped: 7



Please rate the professionalism of the following Wolfe City ISD departments:

	EXCELLENT	GOOD	FAIR	POOR	TOTAL
Athletics	37.89% 36	52.63% 50	9.47% 9	0.00% 0	95
Cafeteria	38.54% 37	46.88% 45	14.58% 14	0.00% 0	96
Central Office	36.46% 35	51.04% 49	6.25% 6	6.25% 6	96
Janitorial	30.53% 29	30.53% 29	28.42% 27	10.53% 10	95
Maintenance	26.04% 25	34.38% 33	32.29% 31	7.29% 7	96
Special Programs(504, ESL, GT, Dyslexia & Speech)	32.29% 31	43.75% 42	20.83% 20	3.13% 3	96
Technology	36.84% 35	38.95% 37	21.05% 20	3.16% 3	95
Transportation	29.03% 27	45.16% 42	21.51% 20	4.30% 4	93
Vocational (Career and Technical Education)	36.67% 33	50.00% 45	11.11% 10	2.22% 2	90

Answered: 96 Skipped: 6



Please rate the effectiveness of the following Wolfe City ISD departments:

	EXCELLENT	GOOD	FAIR	POOR	TOTAL
Athletics	40.43% 38	53.19% 50	6.38% 6	0.00% 0	94
Cafeteria	38.54% 37	48.96% 47	11.46% 11	1.04% 1	96
Central Office	31.25% 30	55.21% 53	6.25% 6	7.29% 7	96
Janitorial	26.32% 25	34.74% 33	23.16% 22	15.79% 15	95
Maintenance	25.00% 24	36.46% 35	29.17% 28	9.38% 9	96
Special Programs(504, ESL, GT, Dyslexia & Speech)	27.37% 26	48.42% 46	18.95% 18	5.26% 5	95
Technology	36.46% 35	42.71% 41	18.75% 18	2.08% 2	96
Transportation	26.60% 25	52.13% 49	18.09% 17	3.19% 3	94
Vocational (Career and Technical Education)	33.70% 31	54.35% 50	9.78% 9	2.17% 2	92

Answered: 96 Skipped: 6



Please rate safety of Wolfe City ISD in the following areas:

	EXCELLENT	GOOD	FAIR	POOR	TOTAL
Building security before school	29.79% 28	48.94% 46	18.09% 17	3.19% 3	94
Building security during school	42.55% 40	45.74% 43	10.64% 10	1.06% 1	94
Building security after school	26.32% 25	49.47% 47	21.05% 20	3.16% 3	95
Emergency Preparedness	37.50% 36	46.88% 45	14.58% 14	1.04% 1	96
Staff safety	43.16% 41	49.47% 47	7.37% 7	0.00% 0	95
Student safety	43.16% 41	47.37% 45	9.47% 9	0.00% 0	95
Transportation	31.18% 29	52.69% 49	13.98% 13	2.15% 2	93

Answered: 96 Skipped: 6



Please rate the physical condition of Wolfe City ISD's buildings:

	EXCELLENT	GOOD	FAIR	POOR	TOTAL
Amount of space for instruction	17.71% 17	35.42% 34	31.25% 30	15.63% 15	96
Amount of space for extra-curricular activities	16.84% 16	31.58% 30	29.47% 28	22.11% 21	95
Athletic Facilities	35.48% 33	52.69% 49	9.68% 9	2.15% 2	93
Bathrooms	16.67% 16	45.83% 44	25.00% 24	12.50% 12	96
Common spaces for community use	24.21% 23	45.26% 43	25.26% 24	5.26% 5	95
Classroom	18.75% 18	45.83% 44	28.13% 27	7.29% 7	96
Grounds	19.79% 19	33.33% 32	35.42% 34	11.46% 11	96
Hallways	22.11% 21	54.74% 52	20.00% 19	3.16% 3	95
Parking Lot	14.89% 14	22.34% 21	28.72% 27	34.04% 32	94
Playgrounds	16.13% 15	39.78% 37	32.26% 30	11.83% 11	93
School Stairwells	9.68% 9	30.11% 28	34.41% 32	25.81% 24	93
Staff Workrooms	20.21% 19	52.13% 49	23.40% 22	4.26% 4	94

Answered: 96 Skipped: 6



Please rate the overall quality of Wolfe City ISD's:

	EXCELLENT	GOOD	FAIR	POOR	TOTAL
Teacher Communication with Administration	31.52% 29	59.78% 55	6.52% 6	2.17% 2	92
Teacher Communication with Parents	22.83% 21	61.96% 57	15.22% 14	0.00% 0	92
Teacher Connection with Students	43.48% 40	54.35% 50	1.09% 1	1.09% 1	92
Teacher Instruction	37.23% 35	56.38% 53	6.38% 6	0.00% 0	94

Answered: 94 Skipped: 8



Please rate Wolfe City ISD's quality of educational programming for the following student groups.

	EXCELLENT	GOOD	FAIR	POOR	TOTAL
Academically advanced students	28.42% 27	56.84% 54	13.68% 13	1.05% 1	95
Career & Technical Education Students	28.26% 26	58.70% 54	7.61% 7	5.43% 5	92
General student population	31.58% 30	62.11% 59	6.32% 6	0.00% 0	95
Students who need additional support	33.68% 32	45.26% 43	20.00% 19	1.05% 1	95

Answered: 95 Skipped: 7



How well do you feel Wolfe City ISD prepares students for the following?

	EXCELLENT	GOOD	FAIR	POOR	N/A	TOTAL
Next Grade Level	31.91% 30	53.19% 50	11.70% 11	3.19% 3	0.00% 0	94
Next Campus	22.34% 21	55.32% 52	17.02% 16	5.32% 5	0.00% 0	94
College	22.34% 21	46.81% 44	19.15% 18	5.32% 5	6.38% 6	94
Career	15.96% 15	46.81% 44	23.40% 22	6.38% 6	7.45% 7	94
Military	14.13% 13	50.00% 46	18.48% 17	7.61% 7	9.78% 9	92

Answered: 94 Skipped: 8



How well do you feel Wolfe City ISD provides extracurricular opportunities in the following areas?

	EXCELLENT	GOOD	FAIR	POOR	TOTAL
Academic UIL	37.89% 36	54.74% 52	6.32% 6	1.05% 1	95
Athletic	54.17% 52	45.83% 44	0.00% 0	0.00% 0	96
Career-Focused	20.43% 19	49.46% 46	26.88% 25	3.23% 3	93
Community Service	19.15% 18	50.00% 47	21.28% 20	9.57% 9	94
Fine Arts Programs	15.05% 14	49.46% 46	20.43% 19	15.05% 14	93
Leadership Development (ex: BETA, Student Government)	36.56% 34	52.69% 49	8.60% 8	2.15% 2	93
Special Interests (ex: Robotics)	16.30% 15	55.43% 51	17.39% 16	10.87% 10	92

Answered: 96 Skipped: 6



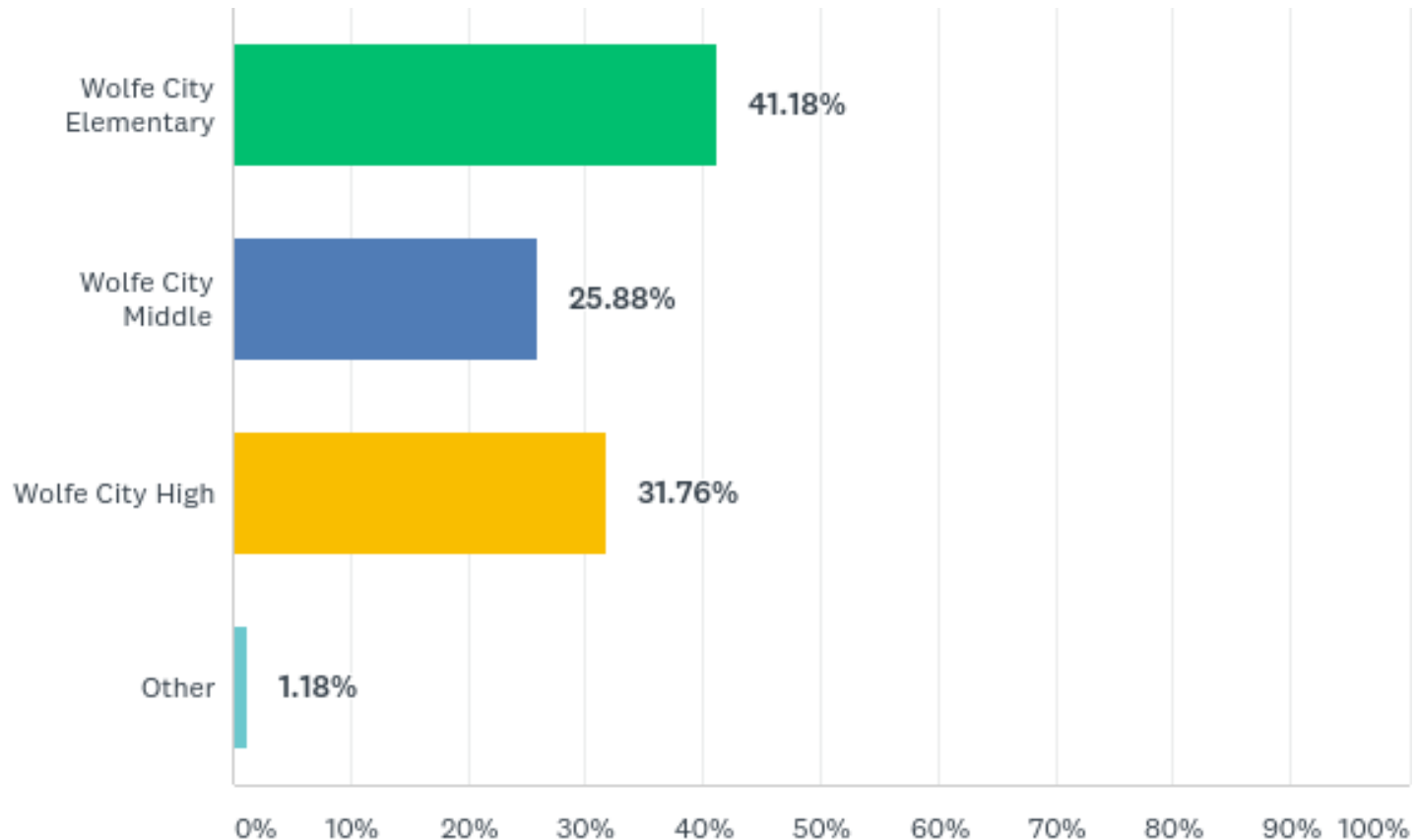
What is your role in the District?

ANSWER CHOICES	RESPONSES
Teacher Certified Staff (Teacher, Counselor, Administration, etc.)	76.47% 65
Paraprofessional (aides)	20.00% 17
Support Staff	3.53% 3
TOTAL	85

Answered: 85 Skipped: 17



What is your PRIMARY campus or department?



- Answered: 85 Skipped: 17

