

HADLEY-LUZERNE

CENTRAL SCHOOL DISTRICT

"The mission of the HLCSD is to foster a positive, safe and healthy environment that will enable every student to achieve their highest potential. The district will partner with parents and community to empower students, celebrate in their successes, and support them along their educational journey."

2021-2022

PROPOSED BUDGET



H-L Administration:

*Superintendent of Schools, Beecher Baker Sr.
School Business Official, Michelle Taylor
Jr. Sr. High School Principal, Burgess Ovitt
Elementary School Principal, Jonathan Baker
Director of Special Education, Robert Mark*

H-L Board of Education:

*Mr. Eddie Joe Moulton, President
Mrs. Lia Braico, Vice President
Mr. Gregory Novotarski
Mrs. Susan Hoffman*

Budget Account	Description	Projected 2021-22	Initial 2020-21
Administrative			
1010-400-00-0000	BOE Contractual	14,000.00	14,000.00
1010-401-00-0000	Miscellaneous	1,200.00	1,200.00
1010-402-00-0000	Graduation Expenses	7,150.00	7,150.00
1010-405-00-0000	BOE Conferences	2,000.00	2,000.00
1010-450-00-0000	BOE Materials & Supplies	3,100.00	3,100.00
1010-490-00-0000	BOCES Services	1,600.00	1,600.00
1060-160-00-0000	Election Salaries	9,000.00	6,760.00
1060-400-00-0000	Election Contractual	1,000.00	1,010.00
1060-450-00-0000	Election Supplies	720.00	721.00
1240-150-00-0000	Superintendent Salary	146,744.00	142,331.00
1240-160-00-0000	NonInstructional Salaries	46,610.00	45,252.00
1240-160-00-0001	Supt Secretary Longevity	300.00	0.00
1240-161-00-0000	Supt Secretary Overtime	500.00	500.00
1240-400-00-0000	Supt Office Contractual	2,800.00	2,400.00
1240-405-00-0000	Supt Mileage & Conference	3,000.00	3,000.00
1240-450-00-0000	Supt Office Supplies	500.00	500.00
1310-150-00-0000	Business Admin Salary	90,000.00	82,480.00
1310-160-00-0000	Business Office Salaries	128,900.00	125,980.00
1310-161-00-0000	Business Office Overtime	4,000.00	4,000.00
1310-400-00-0000	BO Contractual	2,000.00	2,000.00
1310-405-00-0000	BO Conferences & Mileage	2,000.00	2,000.00
1310-450-00-0000	BO Supplies	1,500.00	1,500.00
1310-490-00-0000	BOCES Services	25,860.00	25,000.00
1320-160-00-0000	Claims Auditor Salaries	2,000.00	2,000.00
1320-400-00-0000	Auditing Contractual	25,000.00	26,000.00
1330-160-00-0000	Tax Collection Salaries	2,000.00	1,440.00
1330-400-00-0000	Tax Contractual	3,500.00	3,500.00
1330-450-00-0000	Tax Supplies & Materials	300.00	250.00
1345-490-00-0000	BOCES Services	3,000.00	3,000.00
1380-400-00-0000	Fiscal Contractual	10,000.00	10,000.00
1420-400-00-0000	Legal Counsel	32,000.00	32,000.00
1420-401-00-0000	Special Ed Litigation	6,000.00	6,000.00
1430-490-00-0000	BOCES Services	2,700.00	2,700.00
1480-400-00-0000	PR Contractual	500.00	1,500.00
1480-490-00-0000	BOCES Services	47,500.00	47,000.00
1670-400-00-0000	Mail Expenses	5,500.00	5,500.00
1670-450-00-0000	Printing & Mail Supplies	39,000.00	35,000.00
1670-490-00-0000	BOCES Services	15,000.00	6,400.00
1680-490-00-0000	BOCES Services	115,000.00	113,000.00
1910-423-00-0000	Unallocated Insurance	9,500.00	8,000.00
1930-400-00-0000	Judgments & Claims	500.00	550.00
1964-400-00-0000	Tax Refunds	1,500.00	1,500.00
1981-490-00-0000	BOCES Admin	81,319.00	82,500.00
1983-490-00-0000	BOCES Capital	29,770.00	31,000.00
2020-150-00-0000	Principal Salaries	214,799.00	208,500.00
2020-160-00-0000	Secretary Salaries	62,033.00	60,185.00
2020-160-00-0001	Secretary Longevity	1,600.00	1,600.00
2020-161-00-0000	Secretarial Overtime	300.00	350.00
2020-163-00-0000	Secretary Substitutes	4,000.00	4,500.00
2020-400-04-0000	Principal Contractual ES	1,500.00	1,500.00
2020-400-06-0000	Principal Contractual HS	1,560.00	1,500.00
2020-450-04-0000	Principal Supplies ES	500.00	750.00
2020-450-06-0000	Principal Supplies HS	500.00	500.00

2060-490-00-0000	BOCES Services	5,200.00	5,000.00
2070-490-00-0000	BOCES Services	24,600.00	24,600.00
90XX-XXX-XX-XXX	Administrative Benefits	422,865.00	441,976.00
TOTAL ADMINISTRATIVE COMPONENT:		1,665,530.00	1,644,285.00

Budget Account CAPITAL	Description	Projected 2021-22	Initial 2020-21
1620-160-00-0000	Custodial Salaries	482,343.00	468,294.00
1620-160-00-0001	Custodial Longevity	4,000.00	5,000.00
1620-161-00-0000	Custodial Overtime	20,000.00	21,726.00
1620-163-00-0000	Custodial Substitutes	30,000.00	23,300.00
1620-200-00-0000	Equipment	15,000.00	8,500.00
1620-400-00-0000	Misc Contractual	9,000.00	2,000.00
1620-401-00-0000	Repairs	55,000.00	45,000.00
1620-402-00-0000	Safety & Security	70,000.00	76,000.00
1620-402-00-0402	Safety & Security-SRO	87,000.00	0.00
1620-403-00-0000	Confrences & Dues	2,000.00	2,500.00
1620-404-00-0000	Rentals	20,000.00	25,000.00
1620-405-00-0000	Sanitary Services	15,000.00	17,000.00
1620-406-00-0000	Uniform Services	15,000.00	10,000.00
1620-407-00-0000	Insurance	65,000.00	65,000.00
1620-408-00-0000	Water & Trash	12,000.00	14,000.00
1620-409-00-0000	Permits & Inspections	5,000.00	4,000.00
1620-420-04-0000	Heating ES	75,000.00	75,000.00
1620-420-06-0000	Heating Jr/Sr HS	170,000.00	170,000.00
1620-430-00-0000	Telephone Services	3,000.00	3,000.00
1620-440-00-0000	Electricity District Wide	6,000.00	6,000.00
1620-440-04-0000	Electricity ES	80,000.00	85,000.00
1620-440-06-0000	Electricity Jr/Sr HS	70,000.00	72,000.00
1620-450-00-0000	Custodial Supplies DW	500.00	500.00
1620-450-04-0000	Custodial Supplies ES	20,000.00	18,000.00
1620-450-06-0000	Custodial Supplies HS	20,000.00	15,000.00
1620-451-00-0000	Repair Supplies	10,000.00	16,000.00
1620-490-00-0000	BOCES Services	30,000.00	29,095.00
1620-490-00-0402	BOCES Security	19,500.00	14,005.00
1621-160-00-0000	Maintenance Salaries	99,588.00	80,600.00
1621-160-00-0001	Maintenance Longevity	2,000.00	2,000.00
1621-161-00-0000	Maintenance Overtime	2,000.00	2,100.00
1621-200-00-0000	Equipment	55,000.00	35,000.00
1621-400-00-0000	Maintenance Projects	70,000.00	75,000.00
1621-450-00-0000	Maintenance Supplies DW	25,000.00	22,000.00
1621-450-04-0000	Maintenance Supplies ES	15,000.00	11,000.00
1621-450-06-0000	Maintenance Supplies HS	18,000.00	15,000.00
9711-600-00-0000	Principal-Serial Bonds	190,000.00	190,000.00
9711-700-00-0000	Interest-Serial Bonds	42,663.00	47,963.00
9731-600-00-0000	Principal	485,000.00	173,406.00
9731-700-00-0000	Interest	247,813.00	556,813.00
9732-600-00-0000	Bus BAN - Principal	286,000.00	275,000.00
9732-700-00-0000	Bus BAN - Interest	8,243.00	16,568.00
9789-600-00-0000	EPC - Principal	81,491.00	77,426.00
9789-700-00-0000	EPC - Interest	19,699.00	22,741.00
9950-900-00-0000	Transfer to Capital	0.00	100,000.00
90XX-XXX-XX-XXX	Capital Benefits	594,810.00	958,259.00
TOTAL CAPITAL COMPONENT		3,652,650.00	3,951,796.00

Budget Account PROGRAM	Description	Projected 2021-22	Initial 2020-21
2110-100-04-0000	Teacher Salaries UPK	32,906.00	31,280.00
2110-120-04-0000	Teacher Salaries K-3	1,273,489.00	1,192,792.00
2110-120-04-0002	Teacher Chaperone K-3	1,500.00	1,500.00
2110-121-04-0000	Teacher Salaries 4-6	1,058,771.00	1,099,700.00
2110-122-04-0000	Summer School K-3	26,000.00	20,500.00
2110-123-04-0000	Summer School 4-6	15,000.00	9,700.00
2110-130-06-0000	Teachers Salaries 7-12	2,224,800.00	2,160,073.00
2110-132-06-0000	Summer School 7-12	20,000.00	17,250.00
2110-140-04-0000	Teacher Subs ES	70,000.00	65,000.00
2110-140-06-0000	Teacher Subs Jr/Sr HS	45,000.00	45,000.00
2110-150-04-0000	Other Pay K-3 Teachers	17,000.00	19,350.00
2110-151-04-0000	Other Pay 4-6 Teachers	8,000.00	10,000.00
2110-151-06-0000	Other Pay 7-12 Teachers	12,000.00	14,000.00
2110-160-04-0000	Student Support ES	265,000.00	284,615.00
2110-160-04-0001	Stu Support ES Longevity	2,100.00	3,100.00
2110-160-06-0000	Student Support Jr/Sr HS	148,000.00	140,780.00
2110-160-06-0001	Stu Support Jr/Sr HS Long	1,800.00	3,100.00
2110-161-04-0000	Student Support OT ES	1,000.00	1,500.00
2110-161-06-0000	Student Support OT HS	1,000.00	1,500.00
2110-163-04-0000	Support Subs ES	10,000.00	15,000.00
2110-163-06-0000	Support Subs Jr/Sr HS	3,000.00	3,000.00
2110-200-04-0000	Equipment ES	5,500.00	6,000.00
2110-200-06-0000	Equipment Jr/Sr HS	5,500.00	6,000.00
2110-400-00-0000	Student Insurance	5,800.00	5,800.00
2110-400-04-0000	Elementary Contractual	7,000.00	8,000.00
2110-400-04-0015	Music Repairs ES	1,300.00	1,300.00
2110-400-06-0000	Jr/Sr HS Contractual	7,000.00	8,000.00
2110-400-06-0015	Music Repairs Jr/Sr HS	3,000.00	3,000.00
2110-400-06-0016	Tech Repairs Jr/Sr HS	500.00	500.00
2110-405-00-0000	Mileage	1,500.00	1,800.00
2110-406-04-0000	Conferences ES	1,000.00	1,700.00
2110-406-06-0000	Conferences Jr/Sr	1,000.00	1,500.00
2110-450-00-0000	Supplies DW	2,000.00	2,000.00
2110-450-04-0000	Elementary Supplies	14,000.00	14,000.00
2110-450-04-0001	Grade 1 Supplies	300.00	300.00
2110-450-04-0002	Grade 2 Supplies	300.00	300.00
2110-450-04-0003	Grade 3 Supplies	300.00	300.00
2110-450-04-0004	Grade 4 Supplies	300.00	300.00
2110-450-04-0005	Grade 5 Supplies	300.00	300.00
2110-450-04-0006	Grade 6 Supplies	300.00	300.00
2110-450-04-0007	AIS Supplies ES	450.00	450.00
2110-450-04-0008	SS Supplies ES	300.00	350.00
2110-450-04-0009	ELA Supplies ES	500.00	500.00
2110-450-04-0010	Science Supplies ES	1,100.00	1,100.00
2110-450-04-0011	Math Supplies ES	1,000.00	1,000.00
2110-450-04-0013	PE Supplies ES	1,500.00	1,500.00
2110-450-04-0014	Art Supplies ES	2,900.00	2,900.00
2110-450-04-0015	Music Supplies ES	1,500.00	1,500.00
2110-450-04-0017	FACS Supplies ES	1,500.00	1,500.00
2110-450-04-0020	Elementary Supplies-UPK	200.00	200.00
2110-450-04-0099	Kindergarten Supplies	400.00	400.00
2110-450-06-0000	Jr/Sr HS Supplies	11,000.00	11,000.00

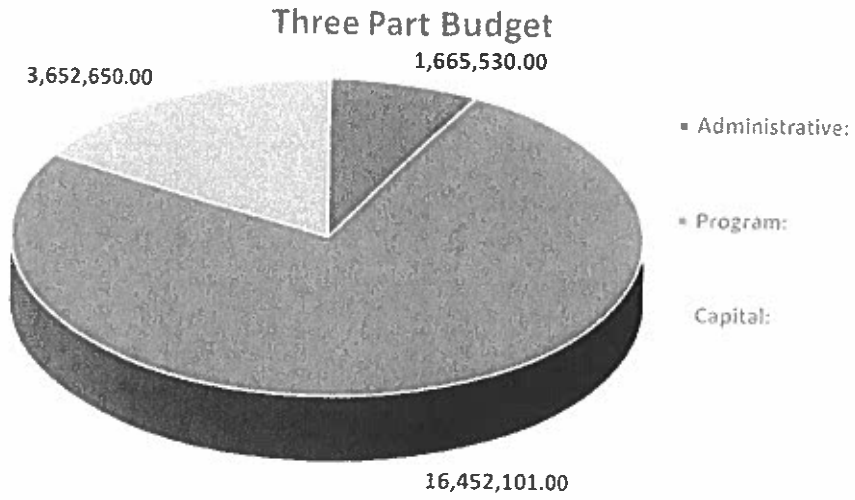
2110-450-06-0008	SS Supplies Jr/Sr HS	500.00	500.00
2110-450-06-0009	ELA Supplies Jr/Sr HS	500.00	500.00
2110-450-06-0010	Science Supplies Jr/Sr HS	2,000.00	2,000.00
2110-450-06-0011	Math Supplies Jr/Sr HS	1,200.00	1,200.00
2110-450-06-0012	Language Supplies HS	300.00	300.00
2110-450-06-0013	PE Supplies Jr/Sr HS	1,600.00	1,600.00
2110-450-06-0014	Art Supplies Jr/Sr HS	2,500.00	2,500.00
2110-450-06-0015	Music Supplies Jr/Sr HS	2,500.00	2,500.00
2110-450-06-0016	Tech Supplies Jr/Sr HS	6,000.00	6,000.00
2110-450-06-0017	FACS Supplies Jr/Sr HS	1,500.00	1,500.00
2110-450-06-0018	Health Supplies Jr/Sr HS	400.00	400.00
2110-451-04-0010	Science Kits ES	12,000.00	12,000.00
2110-471-00-0000	Tuition Public Schools	20,000.00	20,000.00
2110-480-04-0000	Textbooks ES	45,000.00	32,000.00
2110-480-06-0000	Textbooks Jr/Sr HS	24,000.00	24,000.00
2110-490-00-0000	BOCES Services	19,500.00	85,000.00
2250-120-04-0000	Teacher Salaries ES	574,163.00	479,376.00
2250-130-06-0000	Teacher Salaries Jr/Sr HS	365,555.00	453,751.00
2250-140-04-0000	Teacher Subs ES	15,000.00	15,000.00
2250-140-06-0000	Teacher Subs Jr/Sr HS	8,800.00	8,745.00
2250-150-00-0000	CSE Chair Salary	87,674.00	85,037.00
2250-151-00-0000	Handicapped Summer	2,500.00	2,500.00
2250-152-04-0000	Tutoring ES	4,000.00	5,000.00
2250-152-06-0000	Tutoring Jr/Sr HS	10,000.00	15,000.00
2250-153-00-0000	Instructional Other Pay	10,000.00	10,000.00
2250-160-00-0000	CSE Secretary Salary	15,500.00	15,500.00
2250-160-04-0000	Student Support ES	197,934.00	197,934.00
2250-160-04-0001	Stu Support ES Longevity	5,500.00	5,500.00
2250-160-06-0000	Student Support Jr/Sr HS	120,000.00	118,720.00
2250-160-06-0001	Stu Support Jr/Sr HS Long	4,500.00	4,500.00
2250-161-00-0000	Secretary OT	1,000.00	1,000.00
2250-161-04-0000	Student Support OT ES	1,500.00	2,000.00
2250-161-06-0000	Student Support OT HS	1,000.00	1,000.00
2250-163-04-0000	Support Subs ES	5,000.00	5,500.00
2250-163-06-0000	Support Subs Jr/Sr HS	4,000.00	4,000.00
2250-200-00-0000	Equipment	5,000.00	6,000.00
2250-400-00-0000	SPED Contractual	160,000.00	155,000.00
2250-401-00-0000	SPED Consultant	3,000.00	5,000.00
2250-406-04-0000	Conferences ES	200.00	200.00
2250-406-06-0000	Conferences Jr/Sr	300.00	400.00
2250-450-00-0000	SPED Supplies & Materials	7,000.00	7,000.00
2250-471-00-0000	Tuition Public Schools	28,000.00	28,350.00
2250-472-00-0000	Tuition Private Schools	300,000.00	310,000.00
2250-490-00-0000	BOCES Services	803,840.00	803,840.00
2280-490-06-0000	BOCES Services CTE	440,195.00	377,310.00
2610-150-00-0000	Librarian Salary	54,075.00	52,500.00
2610-460-04-0000	Library Supplies ES	4,300.00	4,300.00
2610-460-06-0000	Library Supplies Jr/Sr HS	7,000.00	5,000.00
2610-490-00-0000	BOCES Services	39,000.00	38,000.00
2630-160-00-0000	Computer Tech Salary	111,521.00	107,000.00
2630-160-00-0001	Computer Tech Longevity	600.00	700.00
2630-200-00-0000	Computer Hardware	14,800.00	14,800.00
2630-400-00-0000	Computer Contractual	960.00	0.00
2630-450-00-0000	Computer Supplies	20,000.00	16,000.00
2630-460-00-0000	Computer Software	30,000.00	30,000.00

2630-490-00-0000	BOCES Services	457,895.00	447,000.00
2810-120-04-0000	Guidance Salaries, K-6	102,336.00	53,532.00
2810-120-06-0000	Guidance Salaries	115,796.00	114,500.00
2810-121-04-0000	Guidance Summer Sal, K- 6	10,064.00	3,000.00
2810-121-06-0000	Guidance Summer Salaries	11,140.00	18,320.00
2810-160-00-0000	Secretary Salary	41,700.00	40,500.00
2810-160-00-0001	Secretary Longevity	1,000.00	1,100.00
2810-161-00-0000	Secretary Overtime	200.00	200.00
2810-400-04-0000	Guidance Contractual ES	5,000.00	6,500.00
2810-400-06-0000	Guidance Contractual HS	4,000.00	4,000.00
2810-450-04-0000	Guidance Supplies ES	1,500.00	1,500.00
2810-450-06-0000	Guidance Supplies HS	7,000.00	7,000.00
2815-160-00-0000	Nurse Salaries	72,560.00	71,500.00
2815-160-00-0001	Nurse Longevity	300.00	400.00
2815-161-00-0000	Nurse Overtime	1,000.00	1,500.00
2815-163-00-0000	Nurse Substitutes	5,000.00	3,500.00
2815-400-00-0000	School Physician	0.00	35,000.00
2815-401-00-0000	School Physician HHHN	35,000.00	0.00
2815-450-00-0000	Materials & Supplies	400.00	400.00
2815-450-04-0000	Nursing Supplies ES	1,200.00	1,200.00
2815-450-06-0000	Nursing Supplies Jr/Sr HS	1,200.00	1,200.00
2820-150-00-0000	Psychologist Salaries	71,250.00	50,250.00
2825-150-00-0000	Social Worker Salaries	96,305.00	93,500.00
2825-400-00-0000	Social Work Contractual	300.00	300.00
2825-450-00-0000	Social Work Supplies	300.00	300.00
2850-150-00-0000	CoCurricular Salaries	45,000.00	45,000.00
2850-150-00-0002	CoCurricular Chaperone	6,000.00	6,000.00
2850-160-00-0000	CoCurricular Salaries	15,800.00	15,800.00
2850-160-00-0002	CoCurricular Chaperone	900.00	900.00
2850-400-00-0000	CoCurricular Contractual	3,500.00	2,000.00
2850-400-06-0501	Drama Contractual	3,700.00	3,700.00
2850-450-06-0501	Drama Supplies	2,000.00	2,000.00
2855-150-00-0000	Coaching Salaries	66,000.00	70,000.00
2855-150-00-0002	Coaching Chaperone	3,100.00	3,100.00
2855-150-00-0003	Coaching Shot Clock/Score	3,500.00	3,600.00
2855-160-00-0000	Coaching Salaries	60,000.00	55,000.00
2855-160-00-0002	Coaching Chaperone	1,100.00	1,100.00
2855-160-00-0003	Coaching Shot Clock/Score	300.00	200.00
2855-200-00-0000	Equipment	13,000.00	16,000.00
2855-400-00-0000	Athletics Contractual	23,000.00	20,000.00
2855-400-00-0100	Soccer Contractual	7,000.00	7,500.00
2855-400-00-0200	Wrestling Contractual	5,000.00	5,000.00
2855-400-00-0300	BsballSftball Contractual	7,000.00	8,000.00
2855-400-00-0500	Football Contractual	4,000.00	4,000.00
2855-400-00-0600	Volleyball Contractual	4,500.00	5,000.00
2855-400-00-0700	Golf Contractual	700.00	700.00
2855-400-00-0800	X-Country Contractual	700.00	700.00
2855-400-00-0900	Basketball Contractual	12,000.00	12,000.00
2855-400-00-1000	Bowling Contractual	2,500.00	2,500.00
2855-400-00-1100	Cheerleading Contractual	0.00	500.00
2855-400-00-1200	X-C Skiing Contractual	2,000.00	2,000.00
2855-450-00-0000	Athletics Supplies	4,500.00	4,500.00
2855-450-00-0100	Soccer Supplies	4,000.00	4,000.00
2855-450-00-0200	Wrestling Supplies	3,000.00	3,000.00
2855-450-00-0300	BsballSftball Supplies	6,000.00	6,000.00

2855-450-00-0400	Tennis Supplies	1,000.00	1,000.00
2855-450-00-0500	Football Supplies	3,000.00	3,000.00
2855-450-00-0600	Volleyball Supplies	1,000.00	1,000.00
2855-450-00-0700	Golf Supplies	1,000.00	1,000.00
2855-450-00-0800	X-Country Supplies	1,500.00	1,600.00
2855-450-00-0900	Basketball Supplies	4,000.00	4,500.00
2855-450-00-1000	Bowling Supplies	500.00	500.00
2855-450-00-1100	Cheerleading Supplies	350.00	350.00
2855-450-00-1200	X-Country Skiing Supplies	500.00	500.00
2855-490-00-0000	BOCES Services	8,000.00	3,000.00
5510-160-00-0000	Transportation Salaries	426,251.00	413,435.00
5510-160-00-0001	Transportation Longevity	7,400.00	7,400.00
5510-161-00-0000	Transportation Overtime	15,000.00	16,000.00
5510-162-00-0000	Extra Runs	30,000.00	30,000.00
5510-163-00-0000	Subs Transportation	20,000.00	25,000.00
5510-164-00-0000	Bus Driver Training	10,000.00	10,000.00
5510-165-00-0000	Snow Removal OT	6,000.00	6,000.00
5510-166-00-0000	Sports Trips	30,000.00	30,000.00
5510-167-00-0000	Bus Monitor Salaries	80,000.00	80,000.00
5510-167-00-0001	Bus Monitor Longevity	900.00	800.00
5510-168-00-0000	Mechanic Salaries	90,240.00	87,255.00
5510-168-00-0001	Mechanic Longevity	300.00	0.00
5510-169-00-0000	Trans Supervisor Salary	81,370.00	68,440.00
5510-169-00-0001	Trans Supervisor Longevity	300.00	400.00
5510-200-00-0000	Equipment	24,000.00	20,000.00
5510-400-00-0000	Trans Contractual	40,000.00	35,000.00
5510-401-00-0000	Repairs to Buses	8,500.00	8,500.00
5510-402-00-0000	Licensing & Testing	6,500.00	5,000.00
5510-405-00-0000	Conferences/Mileage/Dues	2,500.00	2,500.00
5510-423-00-0000	Insurance	25,000.00	25,000.00
5510-450-00-0000	Parts & Accessories	60,000.00	51,500.00
5510-451-00-0000	Fuel	135,000.00	135,000.00
5510-452-00-0000	Tires	20,000.00	20,000.00
5510-453-00-0000	Oil/Lubricant	8,000.00	7,000.00
5510-454-00-0000	Small Tools	6,500.00	5,000.00
5510-455-00-0000	Office Supplies	3,000.00	3,000.00
5510-456-00-0000	Misc Materials & Supplies	7,000.00	6,000.00
5510-457-00-0000	Training Supplies	6,500.00	5,500.00
5510-490-00-0000	BOCES Services	2,600.00	2,600.00
5530-400-00-0000	Bus Garage Contractual	12,500.00	13,300.00
5530-420-00-0000	Heating Garage	11,000.00	10,500.00
5530-430-00-0000	Telephone	2,500.00	2,500.00
5530-440-00-0000	Electricity Garage	7,000.00	7,000.00
5530-450-00-0000	Garage Supplies	4,000.00	4,000.00
5540-400-00-0000	Contract Transportation	5,000.00	5,000.00
5581-490-00-0000	BOCES Services	1,000.00	1,000.00
9901-930-00-0000	Transfer To School Lunch	20,000.00	20,000.00
9901-950-00-0000	Transfer to Special Aid	20,000.00	20,000.00
90XX-XXX-XX-XXX	Program Benefits	4924611.00	4585272.00
TOTAL PROGRAM COMPONENT:		16,452,101.00	15,863,357.00

THREE PART BUDGET

		%
Administrative:	1,665,530.00	7.7%
Program:	16,452,101.00	75.6%
Capital:	3,652,650.00	16.8%
TOTAL:	21,770,281.00	100.0%



****Please use Chrome or Firefox browsers when entering the Business Portal to complete the PTRC. Internet Explorer is NOT recommended.****

Note: Some data elements of the Property Tax Report Card have been revised or renamed to more closely follow the Property Tax Cap calculations districts complete on the Office of the State Comptroller website. Please see the Help text above for definitions. Additional guidance on the Property Tax Levy Limit is available on the Office of Educational Management Services website:
<http://www.p12.nysed.gov/mgt/serv/propertytax/taxcap/>.

Please also submit an electronic version (PDF or Word) of your school district's 2021-22 Budget Notice to: emscmgts@nysed.gov. This will enable us to help correct any formula or data entry discrepancy quickly.

Notice: The Enacted Budget allows school districts to establish a reserve fund for NYS Teachers' Retirement System Contributions, effective immediately. This reserve, if applicable, should be reported in the Schedule of Reserves under 'Other Reserve' and with a description that says: "To fund employer retirement contributions to the New York State Teachers' Retirement System (TRS.)"

Form Due - April 26, 2021

Form Preparer Name: MICHELLE TAYLOR
 Preparer's Telephone Number: 518-696-2378

<u>Shaded Fields Will Calculate</u>	Budgeted 2020-21 (A)	Proposed Budget 2021-22 (B)	Percent Change (C)
Total Budgeted Amount, not including Separate Propositions	21,459,438	21,770,281	1.45 %
A. Proposed Tax Levy to Support the Total Budgeted Amount ¹	11,179,692	11,235,104	
B. Tax Levy to Support Library Debt, if Applicable	0	0	
C. Tax Levy for Non-Excludable Propositions, if Applicable ²	0	0	
D. Total Tax Cap Reserve Amount Used to Reduce Current Year Levy, if Applicable	0	0	
E. Total Proposed School Year Tax Levy (A+B+C-D)	11,179,692	11,235,104	0.50 %
F. Permissible Exclusions to the School Tax Levy Limit	647,132	579,276	
G. School Tax Levy Limit, <u>Excluding</u> Levy for Permissible Exclusions ³	10,956,559	11,299,104	
H. Total Proposed Tax Levy for School Purposes, <u>Excluding</u> Permissible Exclusions and Levy for Library Debt, Plus Prior Year Tax Cap Reserve (E-B-F+D)	10,532,560	10,655,828	
I. Difference: (G-H);(negative value requires 60.0% voter approval) ²	423,999	643,276	
Public School Enrollment	656	650	-0.91 %
Consumer Price Index			1.23 %

¹ Include any prior year reserve for excess tax levy, including interest.
² Tax levy associated with educational or transportation services propositions are not eligible for exclusion under the School Tax Levy Limit and may affect voter approval requirements.
³ For 2021-22, includes any carryover from 2020-21 and excludes any tax levy for library debt or prior year reserve for excess tax levy, including interest.

Adjusted Restricted Fund Balance	2,113,912	3,048,838
Assigned Appropriated Fund Balance	1,323,712	1,323,712
Adjusted Unrestricted Fund Balance	3,160,910	3,160,910
Adjusted Unrestricted Fund Balance as a Percent of the Total Budget	14.73 %	14.52 %

Schedule of Reserve Funds

Reserve Type	Reserve Name	Reserve Description *	3/31/21 Actual Balance	6/30/21 Estimated Ending Balance	Intended Use of the Reserve in the 2021-22 School Year (Limit 200 Characters)**
--------------	--------------	-----------------------	------------------------	----------------------------------	---

Note: Be sure to click on the Save button at the bottom after each additional Reserve you add under Capital, Property Loss, Liability, or Other Reserve.

Capital		For the cost of any object or purpose for which bonds may be issued.			
Repair	RESERVE FOR REPAIRS	For the cost of repairs to capital improvements or equipment.	105,057	105,667	ASSIST WITH NECESSARY REPAIRS AS NEEDED
Workers Compensation	WORKER'S COMPENSATION RESERVE	For self-insured Workers Compensation and benefits.	581,071	584,375	ASSIST WITH ADDITIONAL CLAIMS THAT MAY COME
Unemployment Insurance	UNEMPLOYMENT INSURANCE RESERVE	For reimbursement to the State Unemployment Insurance Fund.	53,048	53,366	OFF SET NEW CLAIMS THAT MAY ARISE
Reserve for Tax Reduction		For the gradual use of the proceeds of the sale of school district real property.			
Mandatory Reserve for Debt Service		For proceeds from the sale of district capital assets or improvement, restricted to debt service.			
Insurance		For liability, casualty, and other types of uninsured losses.			
Property Loss + (add)		To cover property loss.			
Liability		To cover incurred liability claims.			
Tax Certiorari	RESERVE FOR TAX CERTIOPARI	For tax certiorari settlements.	290,197	291,850	ASSIST WITH UNSETTLED CLAIMS THAT REMAIN OPEN
Reserve for Insurance Recoveries		For unexpended proceeds of insurance recoveries at fiscal year end.			

Liability		due to employees upon termination of service.			TIME
Retirement Contribution	RCRF - ERS	For employer retirement contributions to the State and Local Employees' Retirement System.	861,009	866,175	ASSIST WITH RETIREMENT CONTRIBUTIONS
Reserve for Uncollected Taxes		For unpaid taxes due certain city school districts not reimbursed by their city/county until the following fiscal year.			
Single Other Reserve	RCRF - TRS	Contributions to the New York State Teachers' Retirement System	426,880	729,441	ASSIST WITH RETIREMENT CONTRIBUTIONS

* **NYSED Reserve Guidance:**
http://www.p12.nysed.gov/mgt/serv/accounting/docs/reserve_funds.pdf

OSC Reserve Guidance:
<http://osc.state.ny.us/localgov/pubs/listacctg.htm#reservefunds>

****Provide a brief, but specific, statement of the planned use and appropriation for the reserve in SY 2021-22. Mention any capital expenditures that will need to be voted upon in the upcoming Budget Vote.**

Form Due May 10, 2021

2021-2022 Salary Threshold =
\$143,000

In response to legislative efforts to encourage greater cost sharing in service provision and local government administration, we now provide a section for districts that share administrative staff to highlight these efforts for the upcoming school year. Each sharing district should identify in the form the other district(s) with which they will be sharing administrative staff for school year 2021-2022.

If you will be sharing a Superintendent, list the other district (or districts) in the text box. If you will be sharing other administrative staff required to be reported, please send an email to EMSCMGTS@nysed.gov indicating the title of the staff persons(s) as well as the other district(s) involved in the cost-sharing.

The salaries, benefits and other compensation reported in the form should reflect only the financial support or commitment that your district will be making. They should not reflect the total amounts budgeted to be paid by all participating districts over the school year.

Report Estimated Salaries in the Budget for the 2021-2022 School Year

Sections 1608 and 1716 of the Education Law
(Please read the instructions and definitions before completing this form.)

Title	Salary	Employee Benefits	Other Remuneration
1. Superintendent of Schools	146,742	47,256	

Please list the district or districts with which you will be sharing a superintendent (if applicable):

Associate, Assistant and Deputy Superintendents
(Example Titles: Associate Superintendent for Instruction, Deputy Superintendent, Assistant Superintendent for Business, etc.)

2.			
3.			
4.			
5.			
6.			
7.			
8.			
9.			
10.			
11.			
12.			
13.			
14.			
15.			
16.			
17.			
18.			
19.			
20.			
21.			
22.			
23.			
24.			
25.			
26.			
27.			
28.			
29.			
30.			
31.			
32.			
33.			
34.			
35.			
36.			

Title	Salary	Employee Benefits	Other Remuneration
37.			
38.			
39.			
40.			
41.			
42.			
43.			
44.			
45.			
46.			
47.			
48.			
49.			
50.			
51.			
52.			
53.			
54.			
55.			
56.			
57.			
58.			
59.			
60.			
61.			
62.			
63.			
64.			
65.			
66.			
67.			
68.			
69.			
70.			

Salary: Administrative Compensation Information
630801 - HADLEY-LUZERNE CSD

2020-2021 Claim Year - Page 3
Official - as of 04/27/2021 10:41 AM

Other Supervisory and Administrative Employees Scheduled to Receive \$143,000 or More in Salary

71.	
72.	
73.	
74.	
75.	
76.	
77.	
78.	
79.	
80.	
81.	
82.	
83.	
84.	
85.	
86.	
87.	
88.	
89.	
90.	
91.	
92.	
93.	
94.	
95.	
96.	
97.	
98.	
99.	
100.	

HADLEY-LUZERNE CSD - NEW YORK STATE REPORT CARD [2019 - 20]

The New York State Report Card is an important part of the Board of Regents' effort to create educational equity and raise learning standards for all students. Knowledge gained from the report card on a school's or district's strengths and weaknesses can be used to improve instruction and services to students. The report card provides information to the public on school/district staff, students, and measures of school and district performance as required by the Every Student Succeeds Act (ESSA). Fundamentally, ESSA is about creating a set of interlocking strategies to promote educational equity by providing support to districts and schools as they work to ensure that every student succeeds. New York State is committed to ensuring that all students succeed and thrive in school no matter who they are, where they live, where they go to school, or where they come from.

Due to COVID - 19 and resulting changes to New York State testing, accountability, and federal reporting requirements, 2020-21 district and school accountability statuses are the same as those assigned for the 2019-20 school year. For informational purposes, graduation rates for the Secondary Graduation Rate indicator using lagged 2018-19 data are reported. Spring 2020 standardized state assessments, including the June 2020 Regents examinations, were canceled and are, thus, not reported. For detailed information on requirement changes, please see the U.S. Department of Education-approved waiver and the memorandum from the Office of Accountability entitled "2019-20 Accountability Implications to Address the COVID-19 Crisis."

2020-21 ACCOUNTABILITY STATUS BASED ON 2018-19 DATA

Per the U.S. Department of Education-approved waiver, districts and schools, including subgroups, will maintain in the 2020-21 school year the same accountability status assigned for the 2019-20 school year with no progress determinations. For more information, please see the memorandum from the Office of Accountability entitled, "2019-20 Accountability Implications to Address the COVID-19 Crisis." The 2020-21 Accountability status may differ from the 2019-20 status as a result of a school reconfiguration. Schools that newly opened for the 2020-21 school year will not be displayed.

TARGET DISTRICT

SECTION 1003 SCHOOL IMPROVEMENT FUNDS (2019-20)

The link below provides a list of all Local Education Agencies and public schools that received section 1003 school improvement funds, including the amount of funds each school received and the types of strategies implemented in each school with such funds.

Section 1003 School Improvement Funds Data (61.38 kilobytes)

For information on the use of Title I School Improvement funds, see:

- 2018-19 Title I SIG 1003 Basic Application and Addendum for 2019-20 Extension
- 2019-20 Title I SIG 1003 Basic Planning
- 2019-20 Title I School Improvement Grant 1003 Targeted Support Grant
- 2019-20 Title I School Improvement Grant 1003 ENHANCED Comprehensive Support and Improvement (CSI) Support Grant
- 2019 NYSIP-PLC Phase II
- SIG Cohort 6 and 7 Schools Funded with SIGA in 2019-20

Per the U.S. Department of Education-approved waiver, districts and schools, including subgroups, will maintain in the 2020-21 school year the same accountability status assigned for the 2019-20 school year with no progress determinations.

Subgroup	Status
All Students	Comprehensive Support and Improvement
Hispanic or Latino	Good Standing
White	Good Standing
Students with Disabilities	Good Standing
Economically Disadvantaged	Good Standing

SECONDARY STATUSES BY SUBGROUP

Per the U.S. Department of Education-approved waiver, districts and schools, including subgroups, will maintain in the 2020-21 school year the same accountability status assigned for the 2019-20 school year with no progress determinations.

Subgroup	Status
All Students	Good Standing
White	Good Standing
Students with Disabilities	Good Standing
Economically Disadvantaged	Good Standing

SECONDARY GRADUATION RATE

Accountability graduation rate data are provided for informational purposes only in 2019-20 and are not used to make district or school accountability status determinations for the 2020-21 school year. For more information, please see the memorandum from the Office of Accountability entitled, "2019-20 Accountability Implications to Address the COVID-19 Crisis."

Subgroup	Cohort	Number In Cohort	Grad Rate
All Students	4-Year	57	78.9%
	5-Year	64	92.2%
	6-Year	58	86.2%
American Indian or Alaska Native	4-Year	0	—
	5-Year	0	—
	6-Year	1	—
Asian or Native Hawaiian/Other Pacific Islander	4-Year	0	—
	5-Year	1	—
	6-Year	0	—
Black or African American	4-Year	0	—
	5-Year	0	—
	6-Year	0	—
Hispanic or Latino	4-Year	3	—
	5-Year	0	—
	6-Year	0	—
Multiracial	4-Year	0	—
	5-Year	0	—
	6-Year	1	—
White	4-Year	54	77.8%
	5-Year	63	92.1%
	6-Year	56	87.5%
English Language Learners	4-Year	0	—
	5-Year	0	—
	6-Year	0	—
Students with Disabilities	4-Year	13	—
	5-Year	16	—
	6-Year	21	—
Economically Disadvantaged	4-Year	64	79.7%
	5-Year	35	85.7%
	6-Year	59	69.5%

NATIONAL ASSESSMENT OF EDUCATION PROGRESS (NAEP) RESULTS (2018-19)

National Assessment of Education Progress (NAEP) are reported for statewide (New York State) and national results only. District- and school-level results are not reported for NAEP.

NEW YORK STATE NAEP GRADE 4

SUBGROUP	READING				MATH			
	BELOW BASIC	BASIC	PROFICIENT	ADVANCED	BELOW BASIC	BASIC	PROFICIENT	ADVANCED
All Students	34	31	26	8	24	40	29	8
Students with Disabilities	73	18	7	1	61	30	7	2
American Indian or Alaska Native	*	*	*	*	*	*	*	*
Asian	21	27	34	17	8	23	43	26
Native Hawaiian/Other Pacific Islander	*	*	*	*	*	*	*	*
Black or African American	53	31	14	2	43	40	16	1
Hispanic or Latino	45	32	19	4	33	45	19	2
White	24	32	33	11	14	39	38	9
Multiracial	24	23	35	18	15	42	31	12
Limited English Proficient	78	17	4	*	51	40	8	1
Economically Disadvantaged	49	31	17	3	33	43	21	3

NEW YORK STATE NAEP GRADE 8

SUBGROUP	READING				MATH			
	BELOW BASIC	BASIC	PROFICIENT	ADVANCED	BELOW BASIC	BASIC	PROFICIENT	ADVANCED
All Students	30	38	28	4	34	32	22	11
Students with Disabilities	58	31	10	1	72	22	5	2
American Indian or Alaska Native	*	*	*	*	*	*	*	*
Asian	21	33	36	10	15	25	29	31
Native Hawaiian/Other Pacific Islander	*	*	*	*	*	*	*	*
Black or African American	43	38	17	1	55	30	12	3
Hispanic or Latino	41	38	19	2	49	35	14	3
White	20	39	35	6	23	33	29	15
Multiracial	*	*	*	*	*	*	*	*
Limited English Proficient	83	16	1	*	88	10	2	*
Economically Disadvantaged	40	38	20	2	47	32	16	5

NATIONAL NAEP GRADE 4

SUBGROUP	READING				MATH			
	BELOW BASIC	BASIC	PROFICIENT	ADVANCED	BELOW BASIC	BASIC	PROFICIENT	ADVANCED
All Students	35	31	26	9	20	40	32	9
Students with Disabilities	70	18	9	2	51	33	14	3
American Indian or Alaska Native	50	30	17	3	32	43	22	4
Asian	18	25	35	22	7	23	41	29
Native Hawaiian/Other Pacific Islander	45	31	20	4	30	40	24	5
Black or African American	53	30	15	3	35	45	18	2
Hispanic or Latino	46	31	19	4	27	45	24	3
White	24	31	32	12	12	36	40	12
Multiracial	28	32	29	11	17	40	34	10
Limited English Proficient	65	25	8	1	41	43	15	1
Economically Disadvantaged	48	31	18	3	29	45	23	3

NATIONAL NAEP GRADE 8

SUBGROUP	READING				MATH			
	BELOW BASIC	BASIC	PROFICIENT	ADVANCED	BELOW BASIC	BASIC	PROFICIENT	ADVANCED
All Students	28	39	29	4	32	35	23	10
Students with Disabilities	64	27	8	1	68	23	7	2
American Indian or Alaska Native	40	41	19	1	48	37	13	3
Asian	13	30	43	13	12	24	31	33
Native Hawaiian/Other Pacific Islander	38	38	23	2	47	34	15	4
Black or African American	47	39	14	1	54	33	11	2
Hispanic or Latino	38	40	20	1	43	37	16	3
White	19	39	36	5	21	36	30	13
Multiracial	24	40	31	5	28	36	25	11
Limited English Proficient	73	24	3	*	73	22	4	1
Economically Disadvantaged	40	40	18	1	46	36	15	3

*There are not sufficient data for this subgroup.

EXPENDITURES PER PUPIL (2019-20)

For detailed information, please see Financial Transparency Report.

	Pupil Count	Federal		State & Local		Total	
		Expenditures	Expenditures Per Pupil	Expenditures	Expenditures Per Pupil	Expenditures	Expenditures Per Pupil
This District	665	\$463,026	\$696	\$16,360,856	\$24,603	\$16,823,882	\$25,299
Statewide	2,638,949	\$2,632,354,668	\$998	\$57,627,620,079	\$21,837	\$60,259,974,747	\$22,835

STAFF QUALIFICATIONS (2019-20)
INEXPERIENCED TEACHERS AND PRINCIPALS

	TEACHERS			PRINCIPALS		
	Total	# Inexperienced	% Inexperienced	Total	# Inexperienced	% Inexperienced
THIS DISTRICT	77	8	10%	2	1	50%
STATEWIDE	205,520	35,059	17%	4,784	1,237	26%
STATEWIDE HIGH- POVERTY SCHOOLS	46,266	13,190	29%	1,168	320	27%
STATEWIDE LOW- POVERTY SCHOOLS	61,131	5,677	9%	1,193	260	22%

Teacher and principal counts are as reported by schools and districts in the Student Information Repository System (SIRS).

TEACHERS TEACHING OUT OF THEIR SUBJECT OR FIELD OF CERTIFICATION

	Total	TEACHERS TEACHING OUT OF THEIR SUBJECT/FIELD OF CERTIFICATION	
		#	%
THIS DISTRICT	79	1	1%
STATEWIDE	216,218	20,182	9%
STATEWIDE HIGH-POVERTY SCHOOLS	46,676	9,564	20%
STATEWIDE LOW-POVERTY SCHOOLS	54,886	1,004	2%

Teacher counts are as reported in Teacher Access and Authorization (TAA).

Subgroup	Total	GRAD RATE		REGENTS WITH ADVANCED DESIGNATION		REGENTS DIPLOMA		LOCAL DIPLOMA		NON DIPLOMA CRED		STILL ENROLLED		GED TRANSFER		DROPOUT	
		#	%	#	%	#	%	#	%	#	%	#	%	#	%	#	%
Parents not in Armed Forces	45	40	89%	11	24%	26	58%	3	7%	2	4%	0	0%	0	0%	3	7%
Parents in Armed Forces	0	0	0%	0	0%	0	0%	0	0%	0	0%	0	0%	0	0%	0	0%
Not Homeless	45	40	89%	11	24%	26	58%	3	7%	2	4%	0	0%	0	0%	3	7%
Homeless	0	0	0%	0	0%	0	0%	0	0%	0	0%	0	0%	0	0%	0	0%
Not in Foster Care	45	40	89%	11	24%	26	58%	3	7%	2	4%	0	0%	0	0%	3	7%
Foster Care	0	0	0%	0	0%	0	0%	0	0%	0	0%	0	0%	0	0%	0	0%

CIVIL RIGHTS DATA COLLECTION (CRDC) (2017-18)

Civil Right Data Collection (CRDC) data are reported to the United States Department of Education by districts and include data on measures of school quality, climate, and safety as well as enrollment in preschool programs and accelerated coursework to earn postsecondary credit. For more information, visit the CRDC homepage.

CRDC Data (21.01 megabytes)

CRDC Glossary and Guide

© COPYRIGHT NEW YORK STATE EDUCATION DEPARTMENT, ALL RIGHTS RESERVED.

THIS DOCUMENT WAS CREATED ON: APRIL 28, 2021, 12:08 PM EST

HADLEY-LUZERNE CSD GRADUATION RATE DATA 4 YEAR OUTCOME AS OF AUGUST 2020

Graduation Rate Data are reported for a 9th grade cohort, as of the 4th year of high school - August. The "Filter this data" function, below, provides the ability to display Graduation Rate Data of high school as of the 4th year - June, the 5th year - June and August, and the 6th year - June and August. For school years prior to 2018-19, 5th year - August and 6th year - August are not available.

Data is reported by educational institutions to the State Education Department throughout the school year and available for verification by districts until the close of the state data warehouse in August. District superintendents certify data is accurate in September. For the most updated information, please contact the school district.

Complete information on the types of diploma credentials, which can be earned and the criteria for each, see: [Diploma Requirements](#).



GRADUATION RATE

Subgroup	Total	GRAD RATE		REGENTS WITH ADVANCED DESIGNATION		REGENTS DIPLOMA		LOCAL DIPLOMA		NON DIPLOMA CRED		STILL ENROLLED		GED TRANSFER		DROPOUT	
		#	%	#	%	#	%	#	%	#	%	#	%	#	%	#	%
All Students	45	40	89%	11	24%	26	58%	3	7%	2	4%	0	0%	0	0%	3	7%
Female	19	17	89%	6	32%	11	58%	0	0%	1	5%	0	0%	0	0%	1	5%
Male	26	23	88%	5	19%	15	58%	3	12%	1	4%	0	0%	0	0%	2	8%
Multiracial	0	0	0%	0	0%	0	0%	0	0%	0	0%	0	0%	0	0%	0	0%
American Indian or Alaska Native	0	0	0%	0	0%	0	0%	0	0%	0	0%	0	0%	0	0%	0	0%
Asian or Native Hawaiian/Other Pacific Islander	0	0	0%	0	0%	0	0%	0	0%	0	0%	0	0%	0	0%	0	0%
White	45	40	89%	11	24%	26	58%	3	7%	2	4%	0	0%	0	0%	3	7%
Black or African American	0	0	0%	0	0%	0	0%	0	0%	0	0%	0	0%	0	0%	0	0%
Hispanic or Latino	0	0	0%	0	0%	0	0%	0	0%	0	0%	0	0%	0	0%	0	0%
General-Education Students	40	37	93%	11	28%	24	60%	2	5%	0	0%	0	0%	0	0%	3	8%
Students with Disabilities	5	3	60%	0	0%	2	40%	1	20%	2	40%	0	0%	0	0%	0	0%
Non-English Language Learners	45	40	89%	11	24%	26	58%	3	7%	2	4%	0	0%	0	0%	3	7%
English Language Learners	0	0	0%	0	0%	0	0%	0	0%	0	0%	0	0%	0	0%	0	0%
Not Economically Disadvantaged	21	21	100%	8	38%	13	62%	0	0%	0	0%	0	0%	0	0%	0	0%
Economically Disadvantaged	24	19	79%	3	13%	13	54%	3	13%	2	8%	0	0%	0	0%	3	13%
Not Migrant	45	40	89%	11	24%	26	58%	3	7%	2	4%	0	0%	0	0%	3	7%
Migrant	0	0	0%	0	0%	0	0%	0	0%	0	0%	0	0%	0	0%	0	0%
Parents not in Armed Forces	45	40	89%	11	24%	26	58%	3	7%	2	4%	0	0%	0	0%	3	7%
Parents in Armed Forces	0	0	0%	0	0%	0	0%	0	0%	0	0%	0	0%	0	0%	0	0%
Not Homeless	45	40	89%	11	24%	26	58%	3	7%	2	4%	0	0%	0	0%	3	7%
Homeless	0	0	0%	0	0%	0	0%	0	0%	0	0%	0	0%	0	0%	0	0%
Not in Foster Care	45	40	89%	11	24%	26	58%	3	7%	2	4%	0	0%	0	0%	3	7%
Foster Care	0	0	0%	0	0%	0	0%	0	0%	0	0%	0	0%	0	0%	0	0%

© COPYRIGHT NEW YORK STATE EDUCATION DEPARTMENT, ALL RIGHTS RESERVED.

THIS DOCUMENT WAS CREATED ON: APRIL 28, 2021, 12:09 PM EST

HADLEY-LUZERNE CSD GRADUATION PATHWAYS DATA 2020

The Board of Regents approved regulations establishing multiple, comparably rigorous assessment pathways to graduation for all students. The recently approved regulations recognize the importance of engaging students' interests in rigorous and relevant academic programs in the Arts; Languages other than English (LOTE)/Biliteracy; Career and Technical Education (CTE); Humanities; Science, Technology, Engineering and Mathematics (STEM); and Career Developmental Occupational Studies (CDOS). The revised regulation allows students to use a passing score on an approved pathway assessment or successful completion of program requirements for the CDOS credential toward meeting the assessment requirements for graduation.

Complete information on the types of diploma credentials which can be earned and the criteria for each.

Additional information on Graduation Pathways can be found on the Curriculum and Instruction site.

Subgroup	Total	Humanities		Humanities Alternative		Arts		Career and Technical Education		Math		Science		Career Development and Occupational Studies		Languages Other Than English	
		#	%	#	%	#	%	#	%	#	%	#	%	#	%	#	%
All Students	40	39	98%	0	0%	0	0%	1	3%	0	0%	0	0%	0	0%	0	0%
Female	17	17	100%	0	0%	0	0%	0	0%	0	0%	0	0%	0	0%	0	0%
Male	23	22	96%	0	0%	0	0%	1	4%	0	0%	0	0%	0	0%	0	0%
Multiracial	0	0	0%	0	0%	0	0%	0	0%	0	0%	0	0%	0	0%	0	0%
American Indian or Alaska Native	0	0	0%	0	0%	0	0%	0	0%	0	0%	0	0%	0	0%	0	0%
Asian or Native Hawaiian/Other Pacific Islander	0	0	0%	0	0%	0	0%	0	0%	0	0%	0	0%	0	0%	0	0%
White	40	39	98%	0	0%	0	0%	1	3%	0	0%	0	0%	0	0%	0	0%
Black or African American	0	0	0%	0	0%	0	0%	0	0%	0	0%	0	0%	0	0%	0	0%
Hispanic or Latino	0	0	0%	0	0%	0	0%	0	0%	0	0%	0	0%	0	0%	0	0%
General-Education Students	37	36	97%	0	0%	0	0%	1	3%	0	0%	0	0%	0	0%	0	0%
Students with Disabilities	3	3	100%	0	0%	0	0%	0	0%	0	0%	0	0%	0	0%	0	0%

Subgroup	Total	Humanities		Humanities Alternative		Arts		Career and Technical Education		Math		Science		Career Development and Occupational Studies		Languages Other Than English	
		#	%	#	%	#	%	#	%	#	%	#	%	#	%	#	%
Non-English Language Learners	40	39	98%	0	0%	0	0%	1	3%	0	0%	0	0%	0	0%	0	0%
English Language Learners	0	0	0%	0	0%	0	0%	0	0%	0	0%	0	0%	0	0%	0	0%
Not Economically Disadvantaged	21	21	100%	0	0%	0	0%	0	0%	0	0%	0	0%	0	0%	0	0%
Economically Disadvantaged	19	18	95%	0	0%	0	0%	1	5%	0	0%	0	0%	0	0%	0	0%
Not Migrant	40	39	98%	0	0%	0	0%	1	3%	0	0%	0	0%	0	0%	0	0%
Migrant	0	0	0%	0	0%	0	0%	0	0%	0	0%	0	0%	0	0%	0	0%
Not Homeless	40	39	98%	0	0%	0	0%	1	3%	0	0%	0	0%	0	0%	0	0%
Homeless	0	0	0%	0	0%	0	0%	0	0%	0	0%	0	0%	0	0%	0	0%
Parents not in Armed Forces	40	39	98%	0	0%	0	0%	1	3%	0	0%	0	0%	0	0%	0	0%
Parents in Armed Forces	0	0	0%	0	0%	0	0%	0	0%	0	0%	0	0%	0	0%	0	0%
Not in Foster Care	40	39	98%	0	0%	0	0%	1	3%	0	0%	0	0%	0	0%	0	0%
Foster Care	0	0	0%	0	0%	0	0%	0	0%	0	0%	0	0%	0	0%	0	0%

© COPYRIGHT NEW YORK STATE EDUCATION DEPARTMENT, ALL RIGHTS RESERVED.

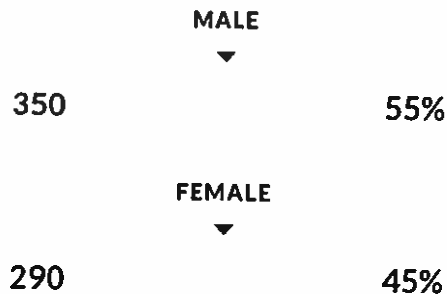
THIS DOCUMENT WAS CREATED ON: APRIL 28, 2021, 12:09 PM EST

These enrollment data are collected as part of NYSED's Student Information Repository System (SIRS). These counts are as of "BEDS Day" which is typically the first Wednesday in October. Available are enrollment counts for public and charter school students by various demographics for the 2019 - 20 school year. For nonpublic school enrollment data please see the Non-Public School Enrollment and Staff information on our Information and Reporting Services webpage.


HADLEY-LUZERNE CSD ENROLLMENT (2019 - 20)

K-12 Enrollment: 640

ENROLLMENT BY GENDER



ENROLLMENT BY ETHNICITY



AMERICAN INDIAN OR ALASKA NATIVE

3 0%

BLACK OR AFRICAN AMERICAN

1 0%

HISPANIC OR LATINO

13 2%

ASIAN OR NATIVE HAWAIIAN/OTHER PACIFIC ISLANDER

3 0%

WHITE

612 96%

MULTIRACIAL

8 1%

OTHER GROUPS

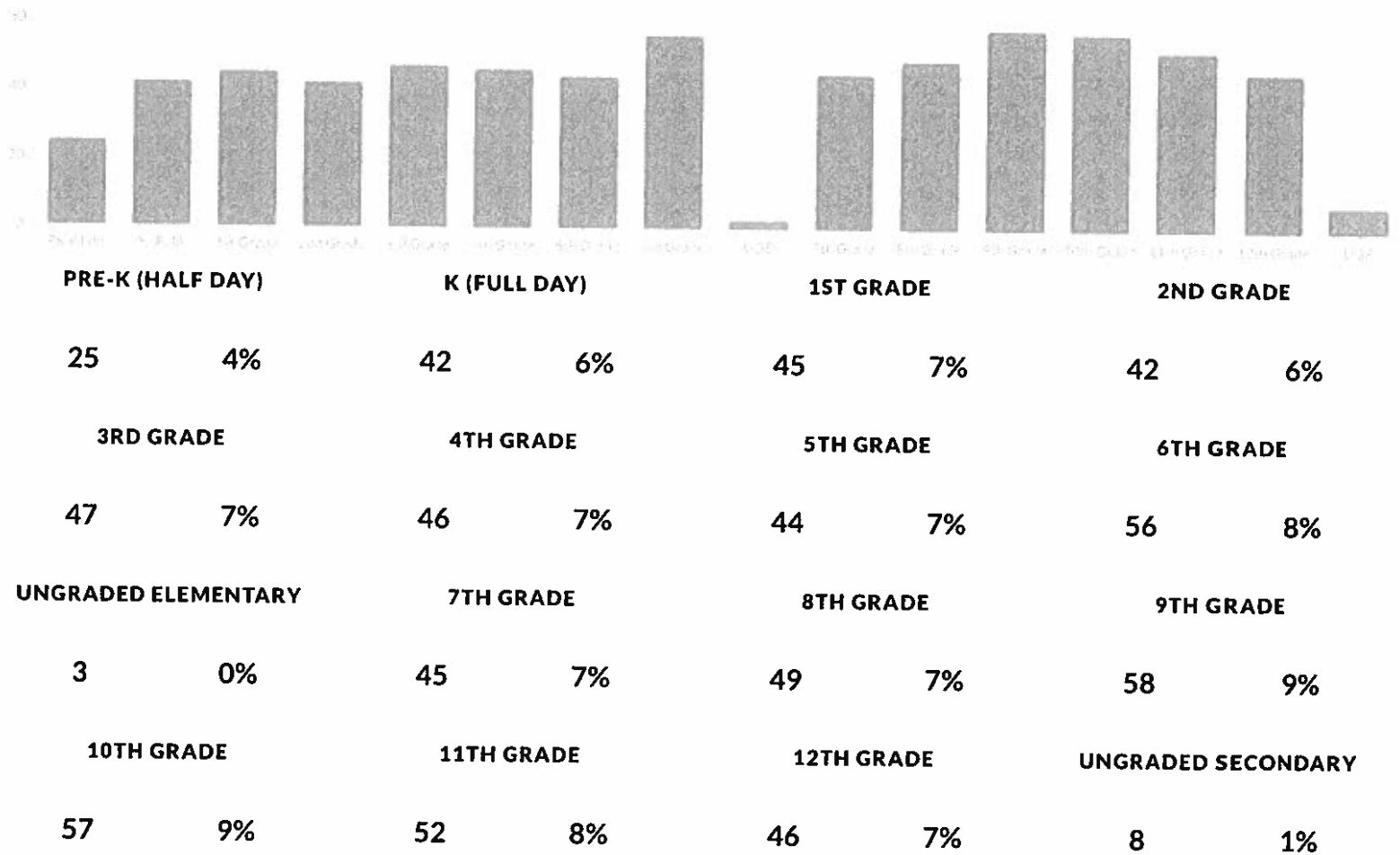
ENGLISH LANGUAGE LEARNERS

STUDENTS WITH DISABILITIES

ECONOMICALLY DISADVANTAGED

—	—	108	17%	347	54%
MIGRANT	HOMELESS	FOSTER CARE	PARENT IN ARMED FORCES		
—	8	—	—	5	1%
	1%				

ENROLLMENT BY GRADE



HADLEY-LUZERNE CSD ENGLISH LANGUAGE LEARNERS ENROLLMENT (2019 - 20)

K-12 ELL Enrollment: 0
K-12 Former ELL Enrollment: 0

ELL ENROLLMENT BY GENDER



ELL ENROLLMENT BY ETHNICITY

OTHER GROUPS

STUDENTS WITH DISABILITIES



ECONOMICALLY DISADVANTAGED



ELL ENROLLMENT BY GRADE

Data used to generate the Home Languages, English Language Learners Breakdown, and the English Language Learners Programs tables differs from the rest of the report. Students included in the Home Languages, English Language Learners Breakdown, and the English Language Learners Programs were those students who were identified as ELL during the school year. The rest of the report includes students who were ELL as of BEDS day.

HOME LANGUAGES

No Data Available

NEWCOMERS



0

DEVELOPING



0

LONG TERM



0

SIFE



0

ENGLISH LANGUAGE LEARNERS PROGRAMS

**ENGLISH AS A NEW
LANGUAGE**



0

**ONE WAY/ TWO WAY
DUAL LANGUAGE
PROGRAM**



0

**TRANSITIONAL
BILINGUAL EDUCATION
PROGRAM**



0

© COPYRIGHT NEW YORK STATE EDUCATION DEPARTMENT, ALL RIGHTS RESERVED.

THIS DOCUMENT WAS CREATED ON: APRIL 28, 2021, 12:08 PM EST



Equalized Total Assessed Value 665,682,175

Exemption Code	Exemption Name	Statutory Authority	Number of Exemptions	Total Equalized Value of Exemptions	Percent of Value Exempted
10100	SPEC DIST USED FOR PURPOSE EST	RPTL 410	1	851,579	0.13
12100	NYS - GENERALLY	RPTL 404(1)	10	1,461,832	0.22
13100	CO - GENERALLY	RPTL 406(1)	6	472,150	0.07
13500	TOWN - GENERALLY	RPTL 406(1)	51	8,437,267	1.27
13510	TOWN - CEMETERY LAND	RPTL 446	20	440,304	0.07
13800	SCHOOL DISTRICT	RPTL 408	9	34,815,790	5.23
13870	SPEC DIST USED FOR PURPOSE EST	RPTL 410	3	188,737	0.03
21600	RES OF CLERGY - RELIG CORP OWN	RPTL 462	3	377,894	0.06
25110	NONPROF CORP - RELIG(CONST PRO	RPTL 420-a	15	4,739,573	0.71
25120	NONPROF CORP - EDUCL(CONST PRC	RPTL 420-a	3	365,319	0.05
25130	NONPROF CORP - CHAR (CONST PRO	RPTL 420-a	11	7,931,053	1.19
25230	NONPROF CORP - MORAL/MENTAL IM	RPTL 420-a	4	222,632	0.03
26300	NONPROF CORP - SPECIFIED USES	RPTL 420-b	7	1,093,965	0.16
26100	VETERANS ORGANIZATION	RPTL 452	1	233,684	0.04
26400	INC VOLUNTEER FIRE CO OR DEPT	RPTL 464(2)	4	1,772,524	0.27
41400	CLERGY	RPTL 460	4	6,316	0.00
41700	AGRICULTURAL BUILDING	RPTL 483	1	3,191	0.00
41730	AGRIC LAND-INDIV NOT IN AG DIS	AG MKTS L 306	2	83,368	0.01
41800	PERSONS AGE 65 OR OVER	RPTL 467	36	2,263,342	0.34
41804	PERSONS AGE 65 OR OVER	RPTL 467	47	2,775,933	0.42
41805	PERSONS AGE 65 OR OVER	RPTL 467	24	1,972,003	0.30
41834	ENHANCED STAR	RPTL 425	281	19,046,926	2.86
41854	BASIC STAR 1999-2000	RPTL 425	532	16,284,491	2.45
41864	Basic STAR (land belongs to ot	RPTL 425	2	61,702	0.01
47450	FOREST/REF LAND - FISHER ACT	RPTL 480	15	574,179	0.09
47460	FOREST LAND CERTD AFTER 8/74	RPTL 480-a	28	2,298,788	0.35
49500	SOLAR OR WIND ENERGY SYSTEM	RPTL 487	24	234,567	0.04
50000	SYSTEM CODE	STATUTORY AUTH NOT DEFINED	7	821,276	0.12
50004	SYSTEM CODE	STATUTORY AUTH NOT DEFINED	1	32,052,128	4.81
50005	SYSTEM CODE	STATUTORY AUTH NOT DEFINED	2	0	0.00

Equalized Total Assessed Value 665,682,175

Exemption Code	Exemption Name	Statutory Authority	Number of Exemptions	Total Equalized Value of Exemptions	Percent of Value Exempted
50006	SYSTEM CODE	STATUTORY AUTH NOT DEFINED	2	0	0.00
Total Exemptions Exclusive of System Exemptions:					
			1,144	109,009,109	16.38
Total System Exemptions:					
			12	32,873,404	4.94
Totals:					
			1,156	141,882,513	21.31

Values have been equalized using the Uniform Percentage of Value. The Exempt amounts do not take into consideration, payments in lieu of taxes or other payments for municipal services.

Amount, if any, attributable to payments in lieu of taxes: _____

Equalized Total Assessed Value 493,215,075

School District - 523201 Hadley-Luzerne Csd

Exemption Code	Exemption Name	Statutory Authority	Number of Exemptions	Total Equalized Value of Exemptions	Percent of Value Exempted
10100	SPEC DIST USED FOR PURPOSE EST	RPTL 410	1	851,579	0.17
12100	NYS - GENERALLY	RPTL 404(1)	5	1,190,525	0.24
13100	CO - GENERALLY	RPTL 406(1)	1	157,895	0.03
13500	TOWN - GENERALLY	RPTL 406(1)	43	7,246,843	1.47
13510	TOWN - CEMETERY LAND	RPTL 446	5	261,579	0.05
13800	SCHOOL DISTRICT	RPTL 408	9	34,815,790	7.06
13870	SPEC DIST USED FOR PURPOSE EST	RPTL 410	3	188,737	0.04
21600	RES OF CLERGY - RELIG CORP OWN	RPTL 462	3	377,894	0.08
25110	NONPROF CORP - RELIG(CONST PRO	RPTL 420-a	14	4,529,999	0.92
25120	NONPROF CORP - EDUCL(CONST PRO	RPTL 420-a	1	160,000	0.03
25130	NONPROF CORP - CHAR (CONST PRO	RPTL 420-a	11	7,931,053	1.61
25230	NONPROF CORP - MORAL/MENTAL IM	RPTL 420-a	4	222,632	0.05
25300	NONPROF CORP - SPECIFIED USES	RPTL 420-b	6	1,017,369	0.21
26100	VETERANS ORGANIZATION	RPTL 452	1	233,684	0.05
26400	INC VOLUNTEER FIRE CO OR DEPT	RPTL 464(2)	3	1,592,737	0.32
41400	CLERGY	RPTL 460	4	6,316	0.00
41730	AGRIC LAND-INDIV NOT IN AG DIS	AG MKTS L 306	2	83,368	0.02
41800	PERSONS AGE 65 OR OVER	RPTL 467	24	1,497,384	0.30
41804	PERSONS AGE 65 OR OVER	RPTL 467	40	2,319,657	0.47
41805	PERSONS AGE 65 OR OVER	RPTL 467	22	1,854,982	0.38
41834	ENHANCED STAR	RPTL 425	225	15,311,403	3.10
41854	BASIC STAR 1999-2000	RPTL 425	441	13,446,934	2.73
47450	FOREST/REF LAND - FISHER ACT	RPTL 480	6	226,102	0.05
47460	FOREST LAND CERTD AFTER 8/74	RPTL 480-a	13	1,726,423	0.35
49500	SOLAR OR WIND ENERGY SYSTEM	RPTL 487	23	200,631	0.04
50005	SYSTEM CODE	STATUTORY AUTH NOT DEFINED	1	0	0.00

Equalized Total Assessed Value 493,215,075

School District - 523201 Hadley-Luzerne Csd

Exemption Code	Exemption Name	Statutory Authority	Number of Exemptions	Total Equalized Value of Exemptions	Percent of Value Exempted
50006	SYSTEM CODE	STATUTORY AUTH NOT DEFINED	1	0	0.00
Total Exemptions Exclusive of System Exemptions:				97,451,516	19.76
Total System Exemptions:				0	0.00
Totals:				97,451,516	19.76

Values have been equalized using the Uniform Percentage of Value. The Exempt amounts do not take into consideration, payments in lieu of taxes or other payments for municipal services.

Amount, if any, attributable to payments in lieu of taxes: _____

Equalized Total Assessed Value 168,309,043

School District - 523201 Hadley-Luzerne Csd

Exemption Code	Exemption Name	Statutory Authority	Number of Exemptions	Total Equalized Value of Exemptions	Percent of Value Exempted
12100	NYS - GENERALLY	RPTL 404(1)	1	0	0.00
13100	CO - GENERALLY	RPTL 406(1)	5	314,255	0.19
13500	TOWN - GENERALLY	RPTL 406(1)	8	1,190,424	0.71
13510	TOWN - CEMETERY LAND	RPTL 446	15	178,725	0.11
25110	NONPROF CORP - RELIG(CONST PRO	RPTL 420-a	1	209,574	0.12
25120	NONPROF CORP - EDUCL(CONST PRO	RPTL 420-a	2	205,319	0.12
25300	NONPROF CORP - SPECIFIED USES	RPTL 420-b	1	76,596	0.05
26400	INC VOLUNTEER FIRE CO OR DEPT	RPTL 464(2)	1	179,787	0.11
41700	AGRICULTURAL BUILDING	RPTL 483	1	3,191	0.00
41800	PERSONS AGE 65 OR OVER	RPTL 467	12	765,958	0.46
41804	PERSONS AGE 65 OR OVER	RPTL 467	7	456,276	0.27
41805	PERSONS AGE 65 OR OVER	RPTL 467	2	117,021	0.07
41834	ENHANCED STAR	RPTL 425	55	3,663,181	2.18
41854	BASIC STAR 1999-2000	RPTL 425	89	2,776,165	1.65
41864	Basic STAR (land belongs to ot	RPTL 425	2	61,702	0.04
47450	FOREST/REF LAND - FISHER ACT	RPTL 480	5	197,873	0.12
47460	FOREST LAND CERTD AFTER 8/74	RPTL 480-a	12	488,936	0.29
49500	SOLAR OR WIND ENERGY SYSTEM	RPTL 487	1	33,936	0.02
50000	SYSTEM CODE	STATUTORY AUTH NOT DEFINED	7	821,276	0.49
50004	SYSTEM CODE	STATUTORY AUTH NOT DEFINED	1	32,052,128	19.04
50005	SYSTEM CODE	STATUTORY AUTH NOT DEFINED	1	0	0.00

Equalized Total Assessed Value 168,309,043

School District - 523201 Hadley-Luzerne Csd

Exemption Code	Exemption Name	Statutory Authority	Number of Exemptions	Total Equalized Value of Exemptions	Percent of Value Exempted
50006	SYSTEM CODE	STATUTORY AUTH NOT DEFINED	1	0	0.00
Total Exemptions Exclusive of System Exemptions:				10,918,919	6.49
Total System Exemptions:				32,873,404	19.53
Totals:				43,792,323	26.02

Values have been equalized using the Uniform Percentage of Value. The Exempt amounts do not take into consideration, payments in lieu of taxes or other payments for municipal services.

Amount, if any, attributable to payments in lieu of taxes: _____

Equalized Total Assessed Value 4,158,058

School District - 523201 Hadley-Luzerne Csd

Exemption Code	Exemption Name	Statutory Authority	Number of Exemptions	Total Equalized Value of Exemptions	Percent of Value Exempted
12100	NYS - GENERALLY	RPTL 404(1)	4	271,307	6.52
41834	ENHANCED STAR	RPTL 425	1	72,342	1.74
41854	BASIC STAR 1999-2000	RPTL 425	2	61,392	1.48
47450	FOREST/REF LAND - FISHER ACT	RPTL 480	4	150,204	3.61
47460	FOREST LAND CERTD AFTER 8/74	RPTL 480-a	3	83,429	2.01
Total Exemptions Exclusive of System Exemptions:				638,674	15.36
Total System Exemptions:				0	0.00
Totals:				638,674	15.36

Values have been equalized using the Uniform Percentage of Value. The Exempt amounts do not take into consideration, payments in lieu of taxes or other payments for municipal services.

Amount, if any, attributable to payments in lieu of taxes: _____

Equalized Total Assessed Value 665,682,175

School District - 523201 Hadley-Luzerne Csd

Exemption Code	Exemption Name	Statutory Authority	Number of Exemptions	Total Equalized Value of Exemptions	Percent of Value Exempted
10100	SPEC DIST USED FOR PURPOSE EST	RPTL 410	1	851,579	0.13
12100	NYS - GENERALLY	RPTL 404(1)	10	1,461,832	0.22
13100	CO - GENERALLY	RPTL 406(1)	6	472,150	0.07
13500	TOWN - GENERALLY	RPTL 406(1)	51	8,437,267	1.27
13510	TOWN - CEMETERY LAND	RPTL 446	20	440,304	0.07
13800	SCHOOL DISTRICT	RPTL 408	9	34,815,790	5.23
13870	SPEC DIST USED FOR PURPOSE EST	RPTL 410	3	188,737	0.03
21600	RES OF CLERGY - RELIG CORP OWN	RPTL 462	3	377,894	0.06
25110	NONPROF CORP - RELIG(CONST PRO	RPTL 420-a	15	4,739,573	0.71
25120	NONPROF CORP - EDUCL(CONST PRC	RPTL 420-a	3	365,319	0.05
25130	NONPROF CORP - CHAR (CONST PRO	RPTL 420-a	11	7,931,053	1.19
25230	NONPROF CORP - MORAL/MENTAL IM	RPTL 420-a	4	222,632	0.03
25300	NONPROF CORP - SPECIFIED USES	RPTL 420-b	7	1,093,965	0.16
26100	VETERANS ORGANIZATION	RPTL 452	1	233,684	0.04
26400	INC VOLUNTEER FIRE CO OR DEPT	RPTL 464(2)	4	1,772,524	0.27
41400	CLERGY	RPTL 460	4	6,316	0.00
41700	AGRICULTURAL BUILDING	RPTL 483	1	3,191	0.00
41730	AGRIC LAND-INDIV NOT IN AG DIS	AG MKTS L 306	2	83,368	0.01
41800	PERSONS AGE 65 OR OVER	RPTL 467	36	2,263,342	0.34
41804	PERSONS AGE 65 OR OVER	RPTL 467	47	2,775,933	0.42
41805	PERSONS AGE 65 OR OVER	RPTL 467	24	1,972,003	0.30
41834	ENHANCED STAR	RPTL 425	281	19,046,926	2.86
41854	BASIC STAR 1999-2000	RPTL 425	532	16,284,491	2.45
41864	Basic STAR (land belongs to ot	RPTL 425	2	61,702	0.01
47450	FOREST/REF LAND - FISHER ACT	RPTL 480	15	574,179	0.09
47460	FOREST LAND CERTD AFTER 8/74	RPTL 480-a	28	2,298,788	0.35
49500	SOLAR OR WIND ENERGY SYSTEM	RPTL 487	24	234,567	0.04
50000	SYSTEM CODE	STATUTORY AUTH NOT DEFINED	7	821,276	0.12
50004	SYSTEM CODE	STATUTORY AUTH NOT DEFINED	1	32,052,128	4.81
50005	SYSTEM CODE	STATUTORY AUTH NOT DEFINED	2	0	0.00

Equalized Total Assessed Value 665,682,175

School District - 523201 Hadley-Luzerne Csd

Exemption Code	Exemption Name	Statutory Authority	Number of Exemptions	Total Equalized Value of Exemptions	Percent of Value Exempted
50006	SYSTEM CODE	STATUTORY AUTH NOT DEFINED	2	0	0.00
Total Exemptions Exclusive of System Exemptions:				109,009,109	16.38
Total System Exemptions:				32,873,404	4.94
Totals:				141,882,513	21.31

Values have been equalized using the Uniform Percentage of Value. The Exempt amounts do not take into consideration, payments in lieu of taxes or other payments for municipal services.

Amount, if any, attributable to payments in lieu of taxes: _____

Equalized Total Assessed Value 560,697,414

School District - 523201 Hadley-Luzerne

Exemption Code	Exemption Name	Statutory Authority	Number of Exemptions	Total Equalized Value of Exemptions	Percent of Value Exempted
12100	NYS - GENERALLY	RPTL 404(1)	2	243,570	0.04
13100	CO - GENERALLY	RPTL 406(1)	2	793,455	0.14
13500	TOWN - GENERALLY	RPTL 406(1)	32	4,556,675	0.81
13510	TOWN - CEMETERY LAND	RPTL 446	2	108,161	0.02
21600	RES OF CLERGY - RELIG CORP OWN	RPTL 462	1	619,552	0.11
25110	NONPROF CORP - RELIG(CONST PRO	RPTL 420-a	2	387,085	0.07
25120	NONPROF CORP - EDUCI(CONST PRC	RPTL 420-a	4	233,409	0.04
25230	NONPROF CORP - MORAL/MENTAL IM	RPTL 420-a	2	541,819	0.10
26100	VETERANS ORGANIZATION	RPTL 452	1	127,727	0.02
27350	PRIVATELY OWNED CEMETERY LAND	RPTL 446	6	180,909	0.03
29700	PROP WITHDRAWN FROM FORECLOS	RPTL 1138	1	5,202	0.00
41800	PERSONS AGE 65 OR OVER	RPTL 467	19	1,452,205	0.26
41804	PERSONS AGE 65 OR OVER	RPTL 467	24	1,243,475	0.22
41806	PERSONS AGE 65 OR OVER	RPTL 467	10	875,516	0.16
41834	ENHANCED STAR	RPTL 425	188	15,192,887	2.71
41844	En STAR (land belongs to other	RPTL 425	9	592,537	0.11
41854	BASIC STAR 1999-2000	RPTL 425	365	13,537,017	2.41
41864	Basic STAR (land belongs to ot	RPTL 425	2	53,148	0.01
47100	Mass Telecomm Ceiling	RPTL S499-qqqq	2	149,928	0.03
47450	FOREST/REF LAND - FISHER ACT	RPTL 480	1	27,099	0.00
47460	FOREST LAND CERTD AFTER 8/74	RPTL 480-a	17	1,238,463	0.22
50000	SYSTEM CODE	STATUTORY AUTH NOT DEFINED	2	2,272	0.00

Equalized Total Assessed Value 560,697,414

School District - 523201 Hadley-Luzerne

Exemption Code	Exemption Name	Statutory Authority	Number of Exemptions	Total Equalized Value of Exemptions	Percent of Value Exempted
50004	SYSTEM CODE	STATUTORY AUTH NOT DEFINED	1	484	0.00
Total Exemptions Exclusive of System Exemptions:				42,159,839	7.52
Total System Exemptions:				2,756	0.00
Totals:				42,162,595	7.52

Values have been equalized using the Uniform Percentage of Value. The Exempt amounts do not take into consideration, payments in lieu of taxes or other payments for municipal services.

Amount, if any, attributable to payments in lieu of taxes: _____